



Das Auto.

The new Passat CC



Commanding, charismatic, cultured.



Model shown is Passat CC GT with optional Bi-Xenon headlights and metallic paint.



Model shown is Passat CC GT with optional Bi-Xenon headlights and metallic paint.



A powerful presence.

The distinctive lines of the bonnet, clear contours of the radiator grille and dynamic cut of the headlights all combine to create a powerful presence. But it's not just the characteristic bodylines that give the new Passat CC such charisma, it's the finer details that really enhance its style. Such as the streamlined door mirrors, chrome trimmed radiator grille surround and louvres, and striking alloy wheels. The frameless doors, too, are a particular feature, giving the appearance of glass and metal flowing into one another. The result is spectacular, creating a seamless fluidity between door and side panel. This is thoroughbred design at its purest.



Model shown is Passat CC GT with optional metallic paint.

Leaves a lasting impression.

New integrated rear light clusters give the rear of the new Passat CC its unique identity, linking the tail with the side silhouette perfectly, accentuating its stylish design. And the athletic shape is not at the expense of practicality, because beneath the sporty exterior lies an impressive boot space, with a maximum capacity of 532 litres. A perfect fusion of form and function, that's the new Passat CC.



Irresistible.



Model shown is Passat CC GT with optional Bi-Xenon headlights.



Interior shown is Passat CC GT with optional Nappa leather, 'Dynaudio' soundpack, electric rear window sunblind and cruise control.

Calm, relaxing, inviting – feel immediately at home.

Powerful lines and high quality materials characterise the interior of the new Passat CC, creating an environment that's both inviting and luxurious. Optional 12-way electrically adjustable driver's seat with memory ensures the optimum seating position, with heated and air conditioned front sports seats in black Nappa leather providing the ultimate in driving comfort. Choosing the finest Nappa or Alcantara leather, or standard 'Silversprint' upholstery, plus the choice of high quality decorative inserts, will enable you to achieve a more individual look, while the optional Ambient lighting pack illuminates the interior when the headlights are switched on, giving an even greater feeling of relaxation and well-being.



Interior shown is Passat CC GT with optional Nappa leather and 'Dynaudio' soundpack.

Elegant, spacious, stylish.

As soon as you sit in the new Passat CC, you'll appreciate its exceptional interior. Generous dimensions and elegant design combine, setting new benchmarks in style and comfort. The front is beautifully spacious with controls and switches placed intuitively, and anyone who has sat in the rear will be surprised just how much room it has to offer. Superior aesthetics include frameless windows that appear to disappear into the body, following the car's sculpted lines in a fluid motion. The result gives new meaning to the words luxury and space.



Model shown is Passat CC GT with optional Bi-Xenon headlights.

Impressive. Individual. Inspirational.



Interior shown is Passat CC with optional electric rear window sunblind and metallic paint.



Frameless doors give the appearance of glass and metal flowing seamlessly into one another, producing a dynamic image and underscoring the sporty appearance of the new Passat CC.



Specially designed rear lights fit elegantly into the side silhouette of the Passat CC, creating an attractive combination of powerful lines and gentle curves.

Static cornering lights (not shown) are activated when the steering wheel is turned or indicators switched on. They illuminate bends in the road ahead and give better visibility, enabling you to identify pedestrians, objects or other hazards quicker and more clearly.

The Passat CC.

For those looking to stand out from the crowd and enjoy impressive specification, the new Passat CC will more than meet your expectations. An exceptional range of standard features offer impressive comfort and driving enjoyment, creating a luxurious interior with more than its fair share of advanced technologies, with an exterior that demands to be noticed. Sleek and stylish, the frameless windows flow into the bodywork, following the car's distinctive lines, while the chrome trimmed radiator grille surround and louvres add a touch of class. This is enhanced by the sculpted headlights with static cornering function which improves the illumination in the direction of travel. Striking 17 inch 'Phoenix' alloy wheels fitted with ContiSeal (self-sealing) tyres and lowered sports suspension ensure the Passat CC performs effortlessly and spectacularly on tarmac, regardless of which engine specification you select.

Inside, contemporary 'Silversprint' upholstery sets the scene, complemented by stylish white instrument lighting and a new generation three-spoke multifunction steering wheel trimmed in high quality leather. The contoured 6-way electrically adjustable driver's seat with lumbar support offers an uncompromising level of driving comfort, with 2Zone electronic climate control providing the exact interior temperature required by the driver and front passenger. An RCD 510 touch-screen radio/dash mounted MP3 compatible six CD autochanger delivers phenomenal sound quality, and you can also play your iPod or MP3 player through the AUX-in socket. Split folding rear seats and a rear centre armrest provide a useful load-through provision for bulky objects, and other advanced features include an electronic parking brake with auto hold function, tyre pressure indicator and press and drive key for ease of operation. With everything included for your total driving pleasure, the Passat CC ensures you arrive at your destination as relaxed as when you started.



Interior shown is Passat CC GT V6 with optional DVD touch-screen navigation/radio system with 'Dynaudio' soundpack, electric rear window sunblind, cruise control, Park Assist and Burr walnut inserts.

The Passat CC GT and GT V6.

Powerful, charismatic and irresistible, the new Passat CC GT and GT V6 models raise the game in terms of style and standard specification. As soon as you see the streamlined form of these two range topping cars, you'll feel your pulse racing and your anticipation building, because they are nothing short of exceptional. Sporty 18 inch 'Interlagos' alloys combine with the lowered sports suspension to deliver phenomenal performance and poise, plus the Passat CC GT V6 is also equipped with Volkswagen's 4MOTION four wheel drive system, which constantly redistributes power between the front and rear axles to give optimum traction in all driving situations. The result is better roadholding, greater safety and all-round improved driving enjoyment. Front fog lights and heat insulating tinted glass from the B pillar backwards provide further practical and aesthetic enhancements, adding to the innovation and exclusivity of these models.

The Adaptive Chassis Control (ACC) variable suspension system is also fitted as standard, enabling you to select Sport, Comfort or Normal settings, depending on the style of drive you require. In Normal mode, the principal advantage of the system is that the dampers are constantly adjusted to the road and the driving conditions. In Sport mode, the dampers are considerably stiffer and the steering becomes more responsive. A direct contrast is Comfort mode where the suspension is adjusted to maximise passenger comfort, particularly when travelling on poor road surfaces. Inside, the brushed aluminium decorative inserts in the dash and centre console add an extra touch of finesse, and on the Passat CC GT V6 the specification includes luxurious Nappa leather upholstery, heated front seats and an electronic tyre pressure monitoring system. For those with a taste for the best in life, these are two models that will satisfy you on every level, whether you're talking performance, comfort or aesthetic appeal. Drive and enjoy.



Model shown is Passat CC GT V6 with optional metallic paint.

Streamlined, subtle, supreme.



Putting advanced design to the test.

It's a given fact that the new Passat CC incorporates advanced design and the very latest safety systems, but it's the extensive testing that proves they really do provide optimum protection. For example, rigorous tests clearly demonstrate that the bodyshell's state-of-the-art, lightweight construction absorbs the majority of impact force in the event of a crash, minimising damage to the passenger compartment, while protection zones at the front of the vehicle reduce the risk of injury to cyclists and pedestrians. With a full curtain airbag system, driver's and front passenger's airbags, front seat side impact airbags and driver's and front passenger's whiplash-optimised head restraints providing additional protection, it means you can remain calm and relaxed as you drive, confident in the knowledge you're driving one of the safest cars on the road.

Safety.

Safety is dependent on having the right reaction at the right time, whether before or during an accident. Which is why the new Passat CC is fully equipped with both active and passive new generation safety features, offering effective protection in any eventuality. The passive safety equipment is designed to protect in the event of a collision and includes such innovations as a passenger cell with a high degree of torsional stiffness, ensuring the bodyshell absorbs much of the impact force. The front and rear crumple zones which also absorb impact energy, further reduce the risk of injury. Other road users are well protected too, by protection zones located in the front body area and bumpers. Inside, further protection is given to occupants with whiplash-optimised head restraints, a six airbag system, including driver's, front passenger's, curtain and front seat side impact airbags, and an acoustic and optical warning system should driver or passenger seat belts be left unfastened. Young passengers are also well protected by Volkswagen's innovative Isofix system, with top tether anchors fitted behind the head restraints, to ensure child seats are fixed securely.

Naturally, it's better to avoid hazards in the first place, which is where the new Passat CC's active safety features come in. An innovative suspension system, with a spring strut front axle and four-link rear axle, counteracts any unevenness in the road surface, keeping the vehicle safely in place, and other intelligent features include the Anti-lock Braking System (ABS) to prevent the wheels from locking, and the Electronic Stabilisation Programme (ESP), utilising Electronic Differential Lock (EDL), Traction Control (ASR) and Countersteer Support to help correct oversteer, understeer and loss of stability of the vehicle. A clear view of the road is essential and to ensure this, optional Bi-Xenon headlights with dynamic curve lighting and daytime running lights are available. At speeds over 6 mph, small motors move the Bi-Xenon lights in accordance with the steering movement, ensuring bends are optimally illuminated and any hazards identified, while daytime running lights switch on automatically when the engine is started, ensuring you are seen earlier and better by other road users. Of course, no matter how safe the vehicle, the law of physics still apply, which is why you should always adapt your driving to present circumstances and road conditions.



The optional Automatic Distance Control (ADC) with Front Assist maintains a preset distance to the vehicle ahead and adapts the vehicle speed accordingly. If the vehicle ahead moves out of lane, the new Passat CC GT V6 then accelerates up to the preset desired speed. It also uses a radar sensor to detect emergency braking situations and thus helps shorten the braking distance by preparing the vehicle to perform an emergency stop and warning the driver of imminent danger, both visually and acoustically.

Note: Even when the ADC system is switched on, the driver is still fully responsible for watching their speed and distance to the vehicle in front. This assistance system should not be used on winding roads and in adverse weather conditions.

The standard airbag system consists of driver's and front passenger's airbags, curtain airbags for front and rear occupants, and seat side impact airbags in the front. Together with seat belts, airbags reduce the risk of serious head and chest injuries: as soon as the crash sensors register a collision, a gas generator fills the airbags within 30 to 40 milliseconds. The activated airbags then cushion the head and upper part of the body, distributing the impact of the collision over as wide an area as possible and ensuring less forward movement of the neck, significantly reducing risk of whiplash and injury.



Pedestrian protection is optimised by special crumple zones, made from particularly pliant materials, located in the front body area and bumpers. In addition, the bonnet has been lowered and the distance between bonnet and engine increased, all helping to reduce risk of injury.



ContiSeal (self-sealing) tyres are fitted with a highly flexible rubber compound applied to the inside of the tyre, which can surround foreign objects of up to 5 mm diameter that penetrate the tyre. Even after the object is removed the tyre remains fully inflated. Unlike conventional run-flat tyres, ride comfort is not affected.



The Electronic Stabilisation Programme (ESP) utilises sensors to detect critical situations at an early stage, reacting within milliseconds by controlling the speed of individual wheels, helping to bring the vehicle under control.



Integrated rear lights fit seamlessly into the body panels of the new Passat CC. In addition to brake lights, the hazard lights are automatically activated in an emergency braking situation providing further warning to following traffic.



Model shown is Passat CC GT V6 with optional Bi-Xenon headlights and metallic paint.

Optional equipment.


Intelligent systems to safeguard and protect.



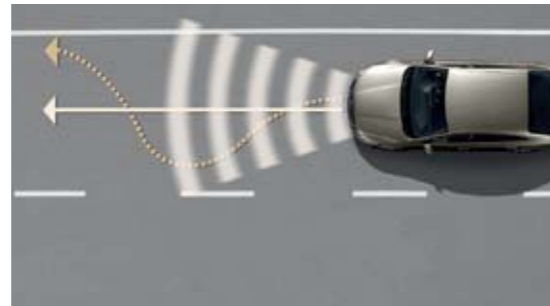
Rear-view camera. Working in conjunction with your vehicle's audio system, the display shows an undistorted reversing image and graphic guidelines, enabling you to manoeuvre quickly and easily into the most difficult parking space. Optional on all models.



Park Assist with front and rear parking sensors. When driving past a parking space at up to 19 mph, ultrasonic sensors compare the space available with the length of the new Passat CC. If the space is suitable, the Park Assist parallel parking assistant automatically controls the steering as soon as you engage reverse gear. All you have to do is operate the accelerator, clutch and brake, while keeping a good lookout. Optional on all models.



Automatic Distance Control (ADC) and Front Assist. The radar sensor controlled system adapts your speed to that of the vehicle ahead and maintains a constant distance. If the Front Assist system detects that the vehicle ahead is getting too close, it warns you in two stages: first with visual and acoustic signals, and then with a short braking movement. If necessary, your vehicle is slowed to a halt. Optional on Passat CC GT V6 models and not available in conjunction with cruise control.




Lane Assist*. A camera controlled active lane tracking aid that countersteers your vehicle if it drifts from your chosen lane, and gives an audible warning should you remove your hands from the steering wheel.

* Lane Assist will be available towards the end of 2008.

The quicker you can detect a potential hazard, the faster you can react. That's the thinking behind the Passat CC's latest generation, optional sensor controlled driver assistance systems, which give new meaning to the phrase 'intelligent driving'. For example, the new Lane Assist* warning system prevents you from drifting out of lane unintentionally. Road markings are monitored via a camera and if the system detects that your vehicle is leaving the lane, it helps you stay in lane by gently countersteering. Automatic Distance Control (ADC), in combination with the radar sensor controlled Front Assist, immediately detects when the vehicle ahead slows down and then automatically decelerates your vehicle. If you are too close to the car ahead, your vehicle automatically brakes, if necessary to a standstill.

Driver assistance systems don't only help when driving, they also make parking easier than ever before. The Park Assist parallel parking system scans the sides of the road for a suitable parking space, using both front and rear parking sensors. It then indicates the optimal starting position and steers the vehicle into the parking space entirely on its own. As you select reverse gear, the parking guidance assistant automatically takes over the steering, you use the clutch, brake and accelerator to ease into the parking space with an audible warning to notify you of your distance to the vehicle behind. The rear-view camera enables you to park easily even under difficult conditions, showing the area behind your vehicle on the screen of the vehicle's audio system. Superimposed lines then indicate your optimal steering lock. It is these systems and others that enable you to enjoy your new Passat CC to the full – taking the hassle out of everyday driving and helping to keep you even safer.



Adaptive Chassis Control (ACC) allows you to select Sport, Comfort or Normal settings for your journey, enabling the electrically regulated dampers and steering to adapt optimally to conditions and driving style. The lowered, perfectly tuned sports chassis ensures maximum power and control is deployed at every corner, giving the drive and feel of a real sports car. Standard on Passat CC GT and GT V6 and optional on Passat CC models.



Cruise control maintains your chosen speed over 19 mph. When the brakes or clutch are depressed, the speed control system automatically switches off. Optional on all models.



The electronic tyre pressure monitoring system informs you via the multifunction display of any loss in tyre pressure. Not only does permanent monitoring ensure a high degree of safety, but correct tyre pressure also extends the life of the tyres and reduces fuel consumption. Standard on Passat CC GT V6 and optional on Passat CC and GT models.



The ambient lighting pack provides soft, low-level lighting when the headlights are switched on, providing an even greater feeling of spaciousness and relaxation, enabling the driver to operate the controls quickly and easily. The package includes front footwell lights, entry and warning lights in the front and rear doors, and light strips below the Burr walnut wood inserts in the front doors. Light intensity can be adjusted easily using the dimmer switch. Optional on all models.



Bi-Xenon headlights with daytime running lights and dynamic curve lighting produce a clearer, brighter light for dipped and full headlights. Built-in motors swivel the Bi-Xenon headlights in the direction of travel, improving illumination of the carriageway and verge, particularly when cornering and turning off. The dynamic headlight range ensures the illuminated field remains constant, including the left verge, even when the car's angle changes due to acceleration or braking. Depending on speed, and whether you are driving on a B-road or motorway, light is distributed accordingly. As soon as the ignition is turned on, the daytime running lights switch on automatically. Optional on models.



The electrically foldable door mirrors with integrated indicators also feature an automatic dimming function on the driver's side. Electrically foldable door mirrors are standard when ordered in conjunction with 12-way electrically adjustable seats.



Climate seats are available for both 6-way and optional 12-way electrically adjustable seats exclusively in sumptuous black Nappa leather. The seat base and backrest are ventilated by fans fitted to the interior of the seat which circulate up to 600 litres of warm or cool air per minute through perforations in the upholstery. Optional on Passat CC GT and GT V6 models.



Multifunction leather steering wheel with chrome decor can be specified with optional gearshift paddles allowing you to change gear manually from the steering wheel, in conjunction with the automatic DSG gearbox. The paddles are located behind the steering wheel – change up a gear with the right paddle and down with the left paddle. Optional on Passat CC GT V6 models.



DVD touch-screen navigation/radio system incorporates a 6½" colour display, 3D representation and touch-screen operation, with eight 20 watt speakers for exceptional sound. Play videos and music from the DVD drive, the 30 GB hard drive or via the AUX-in interface. Optional on all models.

Please note: DVD playback will not function whilst the navigation system is in use, or the vehicle is in motion.



The electric tilting sunroof with tinted glass ventilates the interior and provides pleasant lighting, while diffusing excessively intense sunrays. Also includes an electrically operated rear window sunblind. Optional on all models.



'Dynaudio' sound system incorporates a 10 channel digital amplifier delivering 600 watts through 10 high performance speakers, perfectly distributed throughout the vehicle. Available in conjunction with the RCD 510 radio system or the DVD touch-screen navigation/radio system. Optional on Passat CC GT and GT V6 models only.



Alloy wheels.



'Phoenix' 7½J x 17 with 235/45 R17 ContiSeal (self-sealing) tyres and anti-theft wheel bolts. Standard on Passat CC models and not available as an option.



'Interlagos' 8J x 18 with 235/40 R18 ContiSeal (self-sealing) tyres and anti-theft wheel bolts. Standard on Passat CC GT and GT V6 and optional on Passat CC models.



'Daytona' 8J x 18 with 235/40 R18 ContiSeal (self-sealing) tyres and anti-theft wheel bolts. Optional on Passat CC GT and GT V6 models.

Paint.



Black
Non-Metallic
A1



Iron Grey
Metallic
9H



Candy White
Non-Metallic
B4



Shadow Blue
Metallic
P6



Silver Leaf
Metallic
7B



Deep Black
Pearl Effect
2T



Autumn Brown
Metallic
7S



Mocca Anthracite
Pearl Effect
3Q



Reflex Silver
Metallic
8E

















Island Grey
Metallic
C9

■ Standard ■ Optional

Please note: Screen technology does not allow for exact reproduction of the paint colours.

Upholstery & Decorative inserts.

<p>Black Sports seats in 'Silversprint' cloth HL</p> <p>Standard on Passat CC, Passat CC GT</p>		<p>Corn Silk Beige/Black Sports seats in Nappa leather* ZV</p> <p>Optional on Passat CC, Passat CC GT</p>	
<p>Black Sports seats in 'Silversprint' cloth HL</p> <p>Standard on Passat CC, Passat CC GT</p>		<p>Truffle Sports seats in Nappa leather* TL</p> <p>Optional on Passat CC, Passat CC GT</p>	
<p>Corn Silk Beige/Black Sports seats in 'Silversprint' cloth HM</p> <p>Standard on Passat CC, Passat CC GT</p>		<p>Black Sports seats in Alcantara leather* VX</p> <p>Optional on Passat CC, Passat CC GT</p>	
<p>Black Sports seats in Nappa leather* ZU</p> <p>Standard on Passat CC GT V6</p>		<p>Corn Silk Beige/Black Sports seats in Alcantara leather* XF</p> <p>Optional on Passat CC, Passat CC GT</p>	
<p>Corn Silk Beige/Black Sports seats in Nappa leather* ZV</p> <p>Standard on Passat CC GT V6</p>		<p>Matt Chrome 7TM</p> <p>Standard on Passat CC</p>	
<p>Truffle Sports seats in Nappa leather* TL</p> <p>Standard on Passat CC GT V6</p>		<p>Brushed Aluminium 5MD</p> <p>Standard on Passat CC GT, Passat GT V6</p>	
<p>Black Sports seats in Nappa leather* ZU</p> <p>Optional on Passat CC, Passat CC GT</p>		<p>Burr Walnut 5MG</p> <p>Optional on Passat CC, Passat CC GT, Passat GT V6</p>	

Standard Optional

Please note: Screen technology does not allow for exact reproduction of the upholstery colours and decorative inserts.

* Some parts of leather interior will contain artificial leather.

Combinations.

	Passat CC	Passat CC GT	Passat CC GT V6		Seat upholstery	Carpet	Dashboard	Black (A1)	Candy White (B4)	Silver Leaf Metallic (7B) *	Autumn Brown Metallic (7S) *	Reflex Silver Metallic (8E) *	Iron Grey Metallic (9H) *	Shadow Blue Metallic (P6) *	Deep Black Pearl Effect (2T) *	Mocca Anthracite Pearl Effect (3Q) *	Island Grey Pearl Effect (C9) *		
'Silversprint' cloth sports seats Standard on Passat CC, Passat CC GT	●	●	-	HL	Black	Black	Black	●	●	●	●	●	●	●	●	●	●		
				HM	Corn Silk Beige/Black	Black	Black	●	-	-	●	-	-	●	●	●	●	●	●
Nappa leather sports seats † Standard on Passat CC GT V6	-	-	●	ZU	Black	Black	Black	●	●	●	●	●	●	●	●	●	●	●	
				ZV	Corn Silk Beige/Black	Black	Black	●	-	-	●	-	-	●	●	●	●	●	●
				TL	Truffle	Black	Black	●	●	●	●	●	-	-	●	●	●	●	●
Nappa leather sports seats † Optional on Passat CC, Passat CC GT	○	○	-	ZU	Black	Black	Black	○	○	○	○	○	○	○	○	○	○	○	
				ZV	Corn Silk Beige/Black	Black	Black	○	-	-	○	-	-	○	○	○	○	○	○
				TL	Truffle	Black	Black	○	○	○	○	○	-	-	○	○	○	○	○
Alcantara leather sports seats † Optional on Passat CC, Passat CC GT	○	○	-	VX	Black	Black	Black	○	○	○	○	○	○	○	○	○	○	○	
				XF	Corn Silk Beige/Black	Black	Black	○	-	-	○	-	-	○	○	○	○	○	○

* Metallic and pearl effect paint are optional at extra cost.
 † Some parts of leather interior will contain artificial leather.

- Standard
- Optional at extra cost
- Not available



Model shown is Passat CC GT V6 with optional metallic paint.

Power at your fingertips. The world at your feet.



The Engines.

The new Passat CC's striking design may give a clue to its temperament beneath the bonnet, but nothing prepares you for the actual experience. Thanks to the very latest engine technology, performance and drive enjoyment are unparalleled. Innovative TSI engines, for example, are now more compact, which makes for less weight and friction. Their technology combines direct fuel injection with turbocharging, ensuring they burn fuel far more efficiently than conventional petrol engines, without compromising power. Even the entry level engine, the 1.8 litre TSI 160 PS will convince you, with a maximum torque of 250 Nm at just 1,500 rpm – all this with an extremely low fuel consumption of only 37.2 mpg on the Combined cycle*. TSI technology is also utilised in the 2.0 litre TSI 200 PS engine, capable of achieving 0-62 mph in just 7.6 seconds, on its way to a top speed of 147 mph, where the law permits. The most powerful engine is the 3.6 litre FSI V6 4MOTION 300 PS, fitted with an impressive six speed automatic DSG gearbox as standard, facilitating particularly fast gear changing, while at the same time ensuring greater efficiency and drive comfort. Volkswagen's 4MOTION four wheel drive system allows the engine power to be transferred to the wheels with the best traction, giving optimal performance in all driving situations.

Thanks to common rail technology, the diesel engines also combine exemplary fuel consumption with excellent performance – from the extremely quiet 2.0 litre TDI CR 140 PS, developing 320 Nm of torque at just 1,750 rpm, while returning 48.7 mpg on the Combined cycle*, up to the powerful 2.0 litre TDI CR, producing an exceptional 170 PS and accelerating from 0-62 mph in just 8.6 seconds. It's not just performance where the new Passat CC's engines excel. Both diesel engines are fitted with a Diesel Particulate Filter (DPF) as standard, and emissions have been so far reduced in every engine that they are expected to meet the EURO 5 standard that comes into force in 2009. So, whichever variant you select, you can be sure it will exceed your highest expectations.

Please note, driving conditions within inner-cities and the Channel Islands may not provide optimum conditions for the use of DPF technology. Therefore, it is advised that you consider this before ordering a vehicle with DPF.

* Please see the individual specification in this section for fuel consumption and CO₂ emissions figures.

CC – 1.8 litre TSI 160 PS.

Technical specification.

		Manual	Automatic
Engine	Engine type	Four cylinder petrol	Four cylinder petrol
	Cubic capacity, ltrs/cc	1.8/1798	1.8/1798
	Max. output, PS ⁽⁰¹⁾ /kW at rpm	160/118 5000	160/118 5000
	Max. torque, lbs.ft/Nm at rpm	185/250 1500	185/250 1500
	Gearbox	Six speed manual	Seven speed auto DSG †
Weights, kgs	Unladen weight ⁽⁰²⁾	1430	TBA
	Gross vehicle weight	1920	TBA
	Payload ⁽⁰²⁾	490	TBA
	Axle load limit: Front	1040	TBA
	Rear	930	TBA
Trailer load limits, kgs ⁽⁰³⁾	Braked 12% incline	1500	TBA
	Unbraked	750	750
	Towbar load limit	90	90
	Max. roof load	100	100
Performance	Top speed (where the law permits), mph (km/h)	138 (222)	TBA (TBA)
	Acceleration, secs 0 - 62 mph	8.6	TBA
	ABI insurance group	13	13
Environmental information	Fuel grade, minimum	Unleaded, 95 RON ⁽⁰⁴⁾	Unleaded, 95 RON ⁽⁰⁴⁾
	Fuel tank capacity, galls/ltrs	15/70	15/70
	Official fuel consumption, mpg/ltr per 100 km ⁽⁰⁵⁾		
	Urban	27.2/10.4	TBA
	Extra-urban	47.1/6.0	TBA
	Combined	37.2/7.6	TBA
	Official CO ₂ emission, g/km ⁽⁰⁶⁾	180	195†
	Emission class	EURO 4	EURO 4
Noise, dB	71.0	TBA	

† This engine will be available towards the end of 2008. Consequently, the figures quoted are provisional and are yet to be confirmed. A change to these figures may result in a change to the Manufacturer's Recommended 'On the road' Retail price. Please contact your Volkswagen retailer for full details.

Notes.

- 01) The maximum power output figures are quoted in PS (or Pferdestärke, which is the metric equivalent of horsepower). To convert from metric to imperial horsepower, divide the PS figure by 1.0139.
- 02) Figures are calculated in accordance with manufacturer's criteria. The individual unladen weight depends on the specification of the vehicle, this then reduces the possible payload accordingly.
- 03) With increasing altitude the engine performance diminishes. From 1,000 m above sea level and for every 1,000 m thereafter 10% of the vehicle/trailer weight (trailer weight + gross vehicle weight) must be deducted.
- 04) Thanks to the knock control, unleaded four star (at least 95 RON) can be used instead of unleaded Super plus. In order to achieve maximum fuel consumption benefits on the FSI engine, Ultra Low Sulphur Petrol (ULSP) must be used.
- 05) Official fuel consumption according to EU Directive 99/94. The consumption calculation according to 1999/100/EC is based on the actual unladen weight of the vehicle. Additional specifications can lead to a higher weight class and hence to consumption figures of this higher weight class. The driving style, road and traffic conditions, environmental influences and vehicle condition can in practice lead to consumption figures, which may differ from those calculated with this standard.
- 06) The weight of a vehicle will influence the level of CO₂ emission it produces; as a result, vehicles with higher levels of specification and factory-fitted options may emit higher levels of CO₂.
- 07) The use of RME and FAME (bio diesel) is not possible.

GT – 2.0 litre TSI 200 PS.

Technical specification.

		Manual	Automatic
Engine	Engine type	Four cylinder petrol	Four cylinder petrol
	Cubic capacity, ltrs/cc	2.0/1984	2.0/1984
	Max. output, PS ⁽⁰¹⁾ /kW at rpm	200/147 5100	200/147 5100
	Max. torque, lbs.ft/Nm at rpm	207/280 1700	207/280 1700
	Gearbox	Six speed manual	Six speed auto tiptronic
Weights, kgs	Unladen weight ⁽⁰²⁾	1441	1454
	Gross vehicle weight	1950	1970
	Payload ⁽⁰²⁾	509	516
	Axle load limit: Front	1070	1090
	Rear	930	930
Trailer load limits, kgs ⁽⁰³⁾	Braked 12% incline	1600	1600
	Unbraked	750	750
	Towbar load limit	90	90
	Max. roof load	100	100
Performance	Top speed (where the law permits), mph (km/h)	147 (237)	144 (232)
	Acceleration, secs 0 - 62 mph	7.6	7.8
	ABI insurance group	TBA	TBA
Environmental information	Fuel grade, minimum	Unleaded, 95 RON ⁽⁰⁴⁾	Unleaded, 95 RON ⁽⁰⁴⁾
	Fuel tank capacity, galls/ltrs	15/70	15/70
	Official fuel consumption, mpg/ltr per 100 km ⁽⁰⁵⁾		
	Urban	25.7/11.0	23.3/12.1
	Extra-urban	46.3/6.1	44.1/6.4
	Combined	35.8/7.9	33.2/8.5
	Official CO ₂ emission, g/km ⁽⁰⁶⁾	186	199
	Emission class	EURO 4	EURO 4
Noise, dB	71.0	68.0	

Notes.

- 01) The maximum power output figures are quoted in PS (or Pferdestärke, which is the metric equivalent of horsepower). To convert from metric to imperial horsepower, divide the PS figure by 1.0139.
- 02) Figures are calculated in accordance with manufacturer's criteria. The individual unladen weight depends on the specification of the vehicle, this then reduces the possible payload accordingly.
- 03) With increasing altitude the engine performance diminishes. From 1,000 m above sea level and for every 1,000 m thereafter 10% of the vehicle/trailer weight (trailer weight + gross vehicle weight) must be deducted.
- 04) Thanks to the knock control, unleaded four star (at least 95 RON) can be used instead of unleaded Super plus. In order to achieve maximum fuel consumption benefits on the FSI engine, Ultra Low Sulphur Petrol (ULSP) must be used.
- 05) Official fuel consumption according to EU Directive 99/94. The consumption calculation according to 1999/100/EC is based on the actual unladen weight of the vehicle. Additional specifications can lead to a higher weight class and hence to consumption figures of this higher weight class. The driving style, road and traffic conditions, environmental influences and vehicle condition can in practice lead to consumption figures, which may differ from those calculated with this standard.
- 06) The weight of a vehicle will influence the level of CO₂ emission it produces; as a result, vehicles with higher levels of specification and factory-fitted options may emit higher levels of CO₂.
- 07) The use of RME and FAME (bio diesel) is not possible.

GT V6 – 3.6 litre FSI V6 4MOTION 300 PS.

Technical specification.

		Automatic	
Engine	Engine type	Six cylinder petrol	
	Cubic capacity, ltrs/cc	3.6/3597	
	Max. output, PS ⁽⁰¹⁾ /kW at rpm	300/220 6600	
	Max. torque, lbs.ft/Nm at rpm	258/350 2400	
	Gearbox	Six speed auto DSG	
Weights, kgs	Unladen weight ⁽⁰²⁾	1632	
	Gross vehicle weight	2110	
	Payload ⁽⁰²⁾	478	
	Axle load limit: Front	1150	
	Rear	1010	
Trailer load limits, kgs ⁽⁰³⁾	Braked 12% incline	2100	
	Unbraked	750	
	Towbar load limit	90	
	Max. roof load	100	
Performance	Top speed (where the law permits), mph (km/h)	155 (250)	
	Acceleration, secs 0 - 62 mph	5.6	
	ABI insurance group	18	
Environmental information	Fuel grade, minimum	Unleaded, 95 RON ⁽⁰⁴⁾	
	Fuel tank capacity, galls/ltrs	15/70	
	Official fuel consumption, mpg/ltr per 100 km ⁽⁰⁵⁾		
	Urban	18.7/15.1	
	Extra-urban	38.7/7.3	
	Combined	28.0/10.1	
	Official CO ₂ emission, g/km ⁽⁰⁶⁾	242	
	Emission class	EURO 4	
Noise, dB	72.0		

Notes.

- 01) The maximum power output figures are quoted in PS (or Pferdestärke, which is the metric equivalent of horsepower). To convert from metric to imperial horsepower, divide the PS figure by 1.0139.
- 02) Figures are calculated in accordance with manufacturer's criteria. The individual unladen weight depends on the specification of the vehicle, this then reduces the possible payload accordingly.
- 03) With increasing altitude the engine performance diminishes. From 1,000 m above sea level and for every 1,000 m thereafter 10% of the vehicle/trailer weight (trailer weight + gross vehicle weight) must be deducted.
- 04) Thanks to the knock control, unleaded four star (at least 95 RON) can be used instead of unleaded Super plus. In order to achieve maximum fuel consumption benefits on the FSI engine, Ultra Low Sulphur Petrol (ULSP) must be used.
- 05) Official fuel consumption according to EU Directive 99/94. The consumption calculation according to 1999/100/EC is based on the actual unladen weight of the vehicle. Additional specifications can lead to a higher weight class and hence to consumption figures of this higher weight class. The driving style, road and traffic conditions, environmental influences and vehicle condition can in practice lead to consumption figures, which may differ from those calculated with this standard.
- 06) The weight of a vehicle will influence the level of CO₂ emission it produces; as a result, vehicles with higher levels of specification and factory-fitted options may emit higher levels of CO₂.
- 07) The use of RME and FAME (bio diesel) is not possible.

CC, GT – 2.0 litre TDI CR 140 PS.

Technical specification.

		Manual	Automatic
Engine	Engine type	Four cylinder diesel	Four cylinder diesel
	Cubic capacity, ltrs/cc	2.0/1968	2.0/1968
	Max. output, PS ⁽⁰¹⁾ /kW at rpm	140/103 4200	140/103 4200
	Max. torque, lbs.ft/Nm at rpm	236/320 1750	236/320 1750
	Gearbox	Six speed manual	Six speed auto DSG
Weights, kgs	Unladen weight ⁽⁰²⁾	1466	1485
	Gross vehicle weight	1960	1980
	Payload ⁽⁰²⁾	494	495
	Axle load limit: Front	1080	1100
	Rear	930	930
Trailer load limits, kgs ⁽⁰³⁾	Braked 12% incline	1800	1800
	Unbraked	750	750
	Towbar load limit	90	90
	Max. roof load	100	100
Performance	Top speed (where the law permits), mph (km/h)	132 (213)	130 (210)
	Acceleration, secs 0 - 62 mph	9.8	9.8
	ABI insurance group	11	11
Environmental information	Fuel grade, minimum	Diesel DPF ⁽⁰⁷⁾	Diesel DPF ⁽⁰⁷⁾
	Fuel tank capacity, galls/ltrs	15/70	15/70
	Official fuel consumption, mpg/ltr per 100 km ⁽⁰⁵⁾		
	Urban	37.7/7.5	34.9/8.1
	Extra-urban	58.9/4.8	55.4/5.1
	Combined	48.7/5.8	45.6/6.2
	Official CO ₂ emission, g/km ⁽⁰⁶⁾	153	163
	Emission class	EURO 4	EURO 4
Noise, dB	70.0	68.0	

Notes.

- 01) The maximum power output figures are quoted in PS (or Pferdestärke, which is the metric equivalent of horsepower). To convert from metric to imperial horsepower, divide the PS figure by 1.0139.
- 02) Figures are calculated in accordance with manufacturer's criteria. The individual unladen weight depends on the specification of the vehicle, this then reduces the possible payload accordingly.
- 03) With increasing altitude the engine performance diminishes. From 1,000 m above sea level and for every 1,000 m thereafter 10% of the vehicle/trailer weight (trailer weight + gross vehicle weight) must be deducted.
- 04) Thanks to the knock control, unleaded four star (at least 95 RON) can be used instead of unleaded Super plus. In order to achieve maximum fuel consumption benefits on the FSI engine, Ultra Low Sulphur Petrol (ULSP) must be used.
- 05) Official fuel consumption according to EU Directive 99/94. The consumption calculation according to 1999/100/EC is based on the actual unladen weight of the vehicle. Additional specifications can lead to a higher weight class and hence to consumption figures of this higher weight class. The driving style, road and traffic conditions, environmental influences and vehicle condition can in practice lead to consumption figures, which may differ from those calculated with this standard.
- 06) The weight of a vehicle will influence the level of CO₂ emission it produces; as a result, vehicles with higher levels of specification and factory-fitted options may emit higher levels of CO₂.
- 07) The use of RME and FAME (bio diesel) is not possible.

GT – 2.0 litre TDI CR 170 PS.

Technical specification.

		Manual	Automatic
Engine	Engine type	Four cylinder diesel	Four cylinder diesel
	Cubic capacity, ltrs/cc	2.0/1968	2.0/1968
	Max. output, PS ⁽⁰¹⁾ /kW at rpm	170/125 4200	170/125 4200
	Max. torque, lbs.ft/Nm at rpm	258/350 1750	258/350 1750
	Gearbox	Six speed manual	Six speed auto DSG
Weights, kgs	Unladen weight ⁽⁰²⁾	1473	1491
	Gross vehicle weight	1970	1990
	Payload ⁽⁰²⁾	497	499
	Axle load limit: Front	1090	1100
	Rear	930	930
Trailer load limits, kgs ⁽⁰³⁾	Braked 12% incline	1800	1800
	Unbraked	750	750
	Towbar load limit	90	90
	Max. roof load	100	100
Performance	Top speed (where the law permits), mph (km/h)	141 (227)	139 (224)
	Acceleration, secs 0 - 62 mph	8.6	8.6
	ABI insurance group	TBA	TBA
Environmental information	Fuel grade, minimum	Diesel DPF ⁽⁰⁷⁾	Diesel DPF ⁽⁰⁷⁾
	Fuel tank capacity, galls/ltrs	15/70	15/70
	Official fuel consumption, mpg/ltr per 100 km ⁽⁰⁵⁾		
	Urban	36.7/7.7	36.2/7.8
	Extra-urban	58.9/4.8	55.4/5.1
	Combined	48.7/5.8	46.3/6.1
	Official CO ₂ emission, g/km ⁽⁰⁶⁾	153	159
	Emission class	EURO 4	EURO 4
Noise, dB	73.0	69.0	

Notes.

- 01) The maximum power output figures are quoted in PS (or Pferdestärke, which is the metric equivalent of horsepower). To convert from metric to imperial horsepower, divide the PS figure by 1.0139.
- 02) Figures are calculated in accordance with manufacturer's criteria. The individual unladen weight depends on the specification of the vehicle, this then reduces the possible payload accordingly.
- 03) With increasing altitude the engine performance diminishes. From 1,000 m above sea level and for every 1,000 m thereafter 10% of the vehicle/trailer weight (trailer weight + gross vehicle weight) must be deducted.
- 04) Thanks to the knock control, unleaded four star (at least 95 RON) can be used instead of unleaded Super plus. In order to achieve maximum fuel consumption benefits on the FSI engine, Ultra Low Sulphur Petrol (ULSP) must be used.
- 05) Official fuel consumption according to EU Directive 99/94. The consumption calculation according to 1999/100/EC is based on the actual unladen weight of the vehicle. Additional specifications can lead to a higher weight class and hence to consumption figures of this higher weight class. The driving style, road and traffic conditions, environmental influences and vehicle condition can in practice lead to consumption figures, which may differ from those calculated with this standard.
- 06) The weight of a vehicle will influence the level of CO₂ emission it produces; as a result, vehicles with higher levels of specification and factory-fitted options may emit higher levels of CO₂.
- 07) The use of RME and FAME (bio diesel) is not possible.

Technical specification dimensions.

Maximum luggage capacity, litres VDA measuring method using 200 x 100 x 50 mm blocks

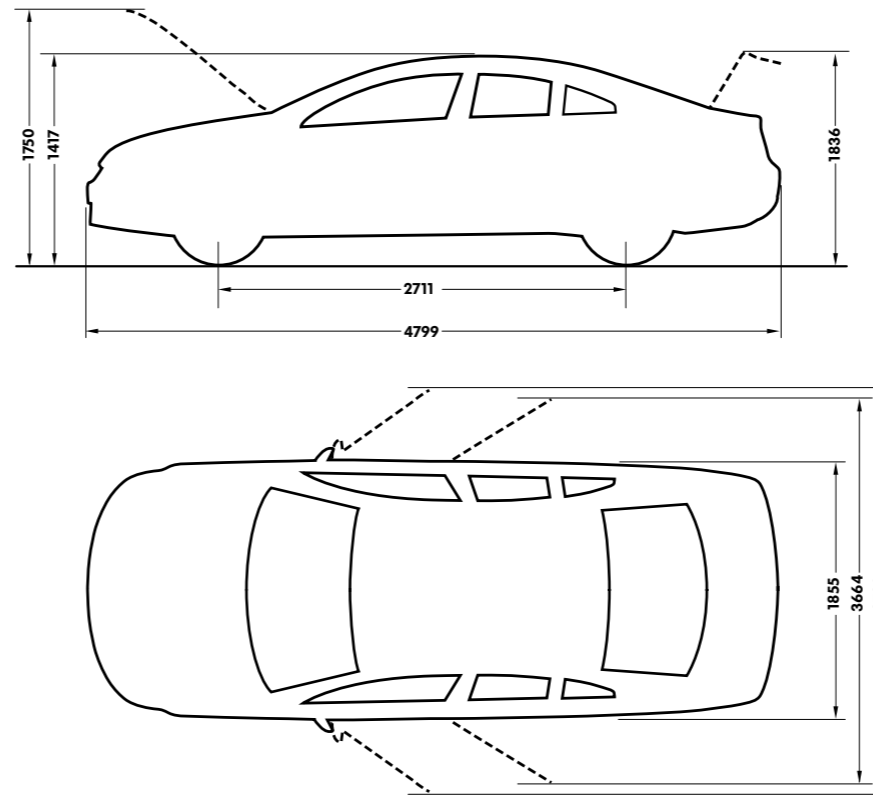
With rear seat upright (4MOTION)	532 (532)
With rear seat folded (4MOTION)	TBA (TBA)

Exterior dimensions

Length, mm	4799
Width – excluding door mirrors, mm	1855
Width – opened front/rear doors, mm	3739/3664
Height, mm	1417
Height – opened bonnet/floor, mm	1750
Height – opened tailgate/floor, mm	1836
Wheelbase, mm	2711
Turning circle, mm	11400

Interior dimensions

Effective headroom – front, mm (with sunroof)	955 (949)
Effective headroom – rear, mm (with sunroof)	930 (930)
Elbow width – front, mm	1461
Elbow width – rear, mm	1497
Legroom – front, mm	TBA



The technology.

Transmission

- Front wheel drive through asbestos-free single-plate dry clutch. Hydraulic clutch-mechanism. Six speed manual, six speed automatic tiptronic or six speed automatic DSG gearbox with double joint half axles
- Four wheel drive (4MOTION only) with electronically controlled multi-plate clutch. Electronic differential lock, combined with a hydraulically operated single-plate dry clutch with asbestos-free lining via a six speed automatic DSG gearbox
- Six speed manual:
1.8 litre TSI 160 PS, 2.0 litre TSI 200 PS, 2.0 litre TDI CR 140 PS, 2.0 litre TDI CR 170 PS
- Six speed auto tiptronic:
2.0 litre TSI 200 PS
- Six speed auto DSG:
3.6 litre FSI V6 4MOTION 300 PS, 2.0 litre TDI CR 140 PS, 2.0 litre TDI CR 170 PS
- Seven speed auto DSG:
1.8 litre TSI 160 PS

Running gear

- Electronic Stabilisation Programme (ESP) including Electronic Differential Lock (EDL), Traction Control (ASR) and Countersteer Support
- Front suspension through coil springs with telescopic shock absorbers, all elements integrated in chassis legs
- Rear suspension with gas pressure shock absorbers and separate springs
- Wheel control: front through chassis legs and (lower) triangular wishbones (directionally stabilising steering roll radius)
- Wheel control: rear through four-link suspension with independent wheel suspension
- Front and rear anti-roll bar

Brakes

- Electronically controlled Anti-lock Braking System (ABS) with Electronic Brake-pressure Distribution (EBD)
- Diagonal twin-circuit brake system with inner-ventilated front disc brakes and rear disc brakes
- Asbestos-free brake pads
- Hydraulic Brake Assist (HBA)
- Electronic park brake

Steering

- Electro-mechanical steering rack
- Collapsible, height and lengthways adjustable safety steering column

Engines

- Front transverse-installed engine
- 1.8 litre/160 PS⁽⁰¹⁾ (118 kW) petrol engine: four cylinder in-line engine, four valves per cylinder, four-stroke turbocharged petrol engine, cast iron cylinder crankcase with balancer shafts, steel crankshaft and internal oil pump – chain driven by the crankshaft, timing gear chain and chain driven mass balancer at the front end of the engine, four valve cylinder head, one intake camshaft adjuster, intake manifold with tumble flap, demand controlled fuel supply on low and high pressure ends, multi-port high pressure injector, MED 17 engine control unit, hot-film digital air mass meter with integral temperature sensor, throttle valve with contactless sensor, map-controlled ignition with cylinder selective, digital knock control and single spark ignition coils, integral exhaust turbocharger, charge-air cooler, boost pressure control with overpressure and electrical wastegate valve, single chamber exhaust system with close-coupled pre-catalyst, no 'continuous' pre-catalyst oxygen sensor in the EU4, direct injection, homogeneous combustion process
- 2.0 litre/200 PS⁽⁰¹⁾ (147 kW) petrol engine: four cylinder in-line engine, aluminium cylinder head, four valves per cylinder with roller rocker finger valve drive, electronic direct injection, variable inlet valve timing, programmed ignition with cylinder-selective anti-knock control, four single spark ignition coils, longlife spark plugs, exhaust gas turbocharger, three-way close-coupled pre-catalyst and underbody catalyst, lambda control
- 3.6 litre/300 PS⁽⁰¹⁾ (220 kW) petrol engine: TBA
- 2.0 litre/140 PS⁽⁰¹⁾ (103 kW) common rail diesel engine: EU4 emissions standard (EU5 compliant), four cylinder in-line engine, four valves per cylinder, aluminium-silicon alloy cylinder head, toothed backlash compensator, intake manifold with electric continual tumble flap control, electronically controlled common rail direct injection system with Bosch high pressure pump (up to 1800 bar) and 8-hole piezo injector units, pre-supply electronic fuel pump, oil cooler, intercooler, exhaust gas recirculation, additional coolant pump, turbocharger with variable turbine geometry, catalytic converter and Diesel Particulate Filter (DPF)
- 2.0 litre/170 PS⁽⁰¹⁾ (125 kW) common rail diesel engine. EU4 emissions standard (EU5 compliant), four cylinder in-line engine, four valves per cylinder, aluminium-silicon alloy cylinder head, toothed backlash compensator, intake manifold with electric continual tumble flap control, electronically controlled common rail direct injection system with Bosch high pressure pump (up to 1800 bar) and 8-hole piezo injector units, pre-supply electronic fuel pump, oil cooler, intercooler, exhaust gas recirculation, additional coolant pump, turbocharger with variable turbine geometry, catalytic converter and Diesel Particulate Filter (DPF)

Volkswagen service for your peace of mind.

The Volkswagen Warranty.

Three-year Warranty.

All Volkswagen new Passat CCs come with a three-year/60,000 miles warranty, which protects your car against the failure of most mechanical and electrical components due to manufacturing defects. This comprises a two-year manufacturer's warranty with unlimited mileage plus a further one-year/60,000 miles (whichever is soonest) Retailer Warranty. Should the mileage exceed 60,000 miles within the first two years, the manufacturer's two-year warranty will still be valid. If an additional warranty for subsequent years or higher mileage is desired, it may be purchased from an authorised Volkswagen retailer or repairer; however, this additional warranty must be purchased before the mileage reaches 60,000*. Full details of the three-year warranty are available from your authorised Volkswagen retailer or repairer.

* All warranty work must be completed by an authorised Volkswagen retailer or repairer.

Three-year Paint Warranty.

The paintwork of the new Passat CC is covered against manufacturing defects for a period of three years. Naturally, the new Passat CC must be cared for in compliance with the operating instructions which will be found in your vehicle handbook. Please consult your authorised Volkswagen retailer or repairer for full warranty details.

12-year Body Protection Warranty.

The internal body sections and panels of the new Passat CCs are covered against rusting through from the inside for 12 years. Naturally, the new Passat CC must be cared for in compliance with the operating instructions. Please consult your authorised Volkswagen retailer or repairer for full warranty details.

Service Intervals.

Volkswagen are pleased to offer you a choice on how your new Passat CC is serviced. The appropriate selection is entirely dependent on how the car is likely to be driven and its general use. To help you identify which type of service would be most suitable, please refer to the following guide.

The Time and Distance Service is recommended for vehicles that will cover less than 10,000 miles in 12 months and if the vehicle is likely to be used in the following way:

- Predominantly urban driving, short journeys with frequent cold starts.
- Activities regularly producing high engine loading, e.g. frequent hill climbs, driving with vehicle fully loaded and towing.
- Uneconomical driving style using high rpms with heavy acceleration and heavy braking.

The service intervals for the Time and Distance Service are as follows:

- Oil change service
Every 10,000 miles/1 year (whichever is soonest).
- Interval service
Every 20,000 miles/2 years (whichever is soonest).
- Inspection service
Every 40,000 miles/3 years (whichever is soonest).

The LongLife Service is recommended for vehicles with a daily mileage of more than 25 miles where the vehicle is driven regularly mainly on longer distance journeys. The vehicle is driven mainly at a constant speed with minimum vehicle and engine loading, minimal towing and driven in an economical manner.

With the LongLife Service the vehicle can cover anywhere between 10,000[†] and a maximum of 18,000[†] miles or 24 months (whichever is soonest) between oil changes. Inspection service is typically in the third year of ownership and thereafter every second year, for vehicles with an approximate annual mileage of 10,000 miles.

[†] Please note that mileages are approximate as the service indicator system uses kilometres as the distance measurement. Please consult your authorised Volkswagen retailer or repairer for advice and full details.

Approved Accessories.

A comprehensive range of accessories from alloy wheels to carpet mats is available to complement the factory-fitted option list. Volkswagen approved accessories purchased from and fitted by your authorised Volkswagen retailer at the point of vehicle sale will also benefit from the three-year vehicle warranty.

Extended Warranty.

You may purchase additional protection from your authorised Volkswagen retailer or repairer, or contact 0870 9000 115.

Volkswagen Finance[‡].

Volkswagen Finance specialises in providing funding solutions for Volkswagen drivers. Whether your Volkswagen is for private or business use, you can choose from a range of funding options.

- Solutions – a personal contract plan
- Hire purchase
- Lease purchase
- Finance lease
- Contract hire

With all Volkswagen Finance products you can choose a fixed-cost maintenance plan to help you budget for your servicing and maintenance costs.

No matter what finance product you choose, your local Volkswagen retailer will be able to provide you with a personalised quote that could meet your budget and vehicle needs.

[‡] Volkswagen Finance is a trading name of Volkswagen Financial Services (UK) Limited. An offer of finance depends on certain conditions. Available to people over 18 in the UK only.

Volkswagen Insurance[±].

Competitive and comprehensive motor insurance designed especially for Volkswagen drivers. All new and Approved Used Volkswagens come with complimentary seven-day cover upon request – we'll e-mail a cover note straight to your retailer, enabling them to tax your car easily. This way, you can drive straight out of the showroom. Taking out annual cover is easy and it can start when the seven-day cover expires. For more information contact your local Volkswagen retailer or call 0800 051 3136.

[±] Volkswagen Insurance is underwritten and administered by Zurich Insurance Company. Volkswagen Insurance is a trading name of Volkswagen Insurance Service (Great Britain) Limited which is an appointed representative of Volkswagen Financial Services (UK) Limited. Zurich Insurance Company and Volkswagen Financial Services (UK) Limited are both authorised and regulated by the Financial Services Authority.

Volkswagen Roadside Assistance.

Every new car is registered for Volkswagen Roadside Assistance for one year. This provides vehicle home and roadside recovery in the unlikely event of a breakdown in the UK and Europe (subject to conditions). Volkswagen Roadside Assistance can also be purchased for subsequent years. For full details, please contact your authorised Volkswagen retailer or repairer.

Tax Free Sales.

For full details, please contact your authorised Volkswagen retailer.

CO₂ Emission.

Increased weight of a vehicle, including higher trim levels and the addition of options will have a detrimental influence on the level of fuel consumption and CO₂ emissions produced.

The CO₂ and fuel consumption figures are obtained from tests on a representative vehicle of the type, conducted and approved in accordance with Council Directive 80/1268/EEC as amended by Directive 1999/100/EC (or later) on the approximation of the laws of the member states relating to the carbon dioxide emissions and the fuel consumption of motor vehicles.

Please Note:

Some illustrations in this brochure do not necessarily reflect UK specifications and may not be available. In particular, controls and some items of equipment are positioned differently for the UK.

The specifications contained in this brochure are for information purposes only and are subject to change. If you require any specific feature, you must consult your authorised Volkswagen retailer who is regularly updated with any change in specification. Please check model availability and full specification details with your authorised Volkswagen retailer prior to ordering.

Note: We would like to advise you that telephone calls to Volkswagen Customer Care may be monitored and recorded as part of our training and quality assurance processes. All our monitoring and recording processes meet Ofcom regulations.