

The Beetle



Das Auto.



It only takes 3 seconds to fall in love.
So, are you smitten?



There's no mistaking the Beetle. Even in the most remote areas.

No other car has ever fascinated people quite as much as the Beetle, as its countless nicknames around the world testify, even in the remotest locations. Now the iconic Beetle is back, reinvented for the 21st century. More powerful, more dynamic, more exciting than ever before, equipped with cutting edge technology, new levels of interior comfort and a host of options to suit your individual taste. One thing hasn't changed, however, it still makes you smile.



Not every sixties icon looks as good
in the 21st century.





The 21st Century Beetle.
An icon redefined.

Model shown is Sport 1.4 TSI 160 PS.



True to its roots.
But now with attitude.



Model shown is Beetle with optional Bi-xenon headlights.



Once upon a time it was the car for everybody.
Today it's the car for you.

The Beetle has always been unique. But now it's as individual as you want it to be. Design and Sport models build over the already well-equipped entry level Beetle, providing additional style and sportiness, while the new

Turbo Black and Turbo Silver models add an even more touch of individuality to your Beetle. Optional extras such as satellite navigation, winter pack and keyless entry allow you to individualise it still further.

Model shown is Sport with optional Bi-xenon headlights.

Beetle

The **Beetle** marks the start of the future of the most famous car in the world. The new generation updates the classic design of the original Beetle and combines it with the technology of the 21st century. The highest quality standards and everyday practicality guarantee that the Beetle still draws attention even after seven decades. Sporty and more dynamic, the longer bonnet, the more steeply angled and set-back windscreen and the flatter roofline give the Beetle a supreme air of sportiness. The new interior creates an agile, driver-oriented coupé experience and a significantly greater sensation of space for everyone.

The dashboard is both refined and ergonomically well designed, with the stunning 'Gloss Black' finish complementing the interior and also highlighting the unique 'Beetle' storage compartment. Relevant information such as current and average fuel consumption figures, average speed, range, distance driven, the time and outside temperature can be viewed on the multifunction display during the journey. And to maximise your comfort and enjoyment, we thought you'd appreciate loads of great features, such as front electric windows, driver's and front passenger's seat height adjustment, easy entry sliding seats (for access to rear seats) and height and reach adjustable steering wheel. Hill hold function is a convenient addition which, for approximately two seconds, prevents your Beetle from rolling back when pulling away on a gradient or during a hill start.



The **RCD 310 DAB radio/MP3 compatible CD player** with eight speakers provides exceptional acoustics and also offers an AUX-in socket for connection to an external multimedia source (e.g. iPod and MP3 player). DAB digital reception enables you to listen to national and local digital stations in crystal clear digital sound.



We've included numerous features for your convenience, such as the two cup holders incorporated into the centre console and allowed plenty of storage space too. The handy glovebox, unique 'Beetle' storage compartment in the dashboard and the **front centre armrest** with storage compartment provide a space for all your travel essentials.



The **'Climatic' semi-automatic air conditioning** system is extremely user-friendly. Whether it be steamy hot or wintry cold, it provides your required cabin temperature quickly and efficiently, while maintaining your selected temperature on every journey.



Interior shown is Design with optional 'Fender' premium soundpack.

Design

The **Design** model, as you'd expect, is both elegant and stylish, featuring such details as 17 inch 'Orbit' alloy wheels with chrome effect rims, front fog lights, body-coloured door handles and front air intake with chrome trimmed louvre. Inside, the aesthetics include body-coloured dash, door panels and steering wheel inserts, while chrome trim detailing around the air vents, radio and instrument cluster will complement your chosen interior colour.

Luxurious 'Tixo' upholstery, carpet mats for the front and rear and the unique 'Beetle' storage compartment in the dashboard add a further touch of individuality. The RCD 510 touch-screen DAB radio/dash-mounted MP3 compatible six CD autochanger not only provides excellent acoustics, but along with the multifunction steering wheel and multifunction computer, provides controls for the Bluetooth telephone connection* for HFP (Hands Free Profile) enabled telephones. An MDI (Multi Device Interface), providing USB and iPod connectivity, will allow you to connect and charge a compatible iPod or MP3 player, while an alarm with interior protection will provide additional peace of mind.

* Phones must be Bluetooth HFP (Hands Free Profile) compatible, please contact your authorised Volkswagen retailer for specific phone compatibility.



Stylish **7J x 17 'Orbit' alloy wheels with 215/55 R17 tyres**, chrome effect rims and anti-theft wheel bolts as well as front fog lights add a striking look to the front of the vehicle.



On 1.4 litre 160 PS models, the rear tailgate spoiler is both sporty and elegant, optimising the aerodynamics of the rear design.



Exterior styling is enhanced with **body-coloured** bumpers, door mirrors, door handles, door sill protection with chrome insert and chrome strip on the side window bases completing the look.



A selection of nine vibrant paint finishes are available to match the interior **dash and door panels** to your chosen exterior colour, enabling you to make a very personal colour choice.



The **RCD 510 touch-screen DAB radio/dash-mounted MP3 compatible six CD autochanger features Bluetooth telephone connection*** for a HFP (Hands Free Profile) enabled telephone. While your phone stays in your pocket, it automatically connects to the vehicle's audio system and external vehicle aerial using Bluetooth wireless technology, providing the highest standards of convenience and ease of use.

* Phones must be Bluetooth HFP (Hands Free Profile) compatible, please contact your authorised Volkswagen retailer for specific phone compatibility.



Interior shown is Sport 2.0 TSI DSG with optional 'Fender' premium soundpack, Light and sight pack, Salsa Red/Black 'Vienna' leather upholstery and metallic paint.

Sport

With its 18 inch 'Twister' alloy wheels and 'Gloss Black' door sills with chrome inserts, the Beetle **Sport** is designed to be noticed. Heat insulating tinted glass on the rear windows and 'Gloss Black' door mirrors with integrated indicators enhance the exterior styling still further, with an extra sporty touch provided on 1.4 TSI 160 PS and 2.0 TSI 200 PS models with a 'Gloss Black' and body-coloured rear spoiler. Interior aesthetics include aluminium-look pedals and 'Gloss Black' decorative dash and door panels, while a leather trimmed three-spoke multifunction steering wheel continues the theme with stylish 'Gloss Black' inserts. The multifunction steering wheel also provides controls for the RCD 510 touch-screen DAB radio, dash-mounted MP3 compatible six CD autochanger, multifunction computer and Bluetooth telephone connection* for HFP (Hands Free Profile) enabled telephones. There are also front sports seats with height and lumbar adjustment, upholstered in stylish and durable 'Ferris' cloth, which provide excellent support while cornering. Or, if you want something truly out of the ordinary, choose the optional 'Vienna' leather† upholstery, shown here in eye-catching 'Salsa Red/Black'. 2Zone electronic climate control and ultrasonic parking sensors front and rear are also fitted as standard, as is cruise control, ambient lighting and the unique 'Beetle' storage compartment in the dashboard. Exclusive, trendsetting and sporty, this is Beetle styling as you've never seen it before.

* Phones must be Bluetooth HFP (Hands Free Profile) compatible, please contact your authorised Volkswagen retailer for specific phone compatibility.
 † Some parts of leather interior will contain artificial leather.



Sporty **8J x 18 'Twister' alloy wheels with 235/45 R18 tyres** and anti-theft wheel bolts create a dynamic look to the exterior. For a more responsive drive choose the 2.0 TSI 200 PS engine, and sports suspension and red brake calipers are fitted as standard.



Parking sensors, both front and rear, assist in parking manoeuvres by emitting both audible and visual warnings, alerting the driver to any obstacles: the closer you are to an obstacle the faster the sound frequency. In addition an optical parking display extends the functions of the parking sensors by indicating your position during parking on the touch-screen colour display of the RCD 510 DAB radio. Not only do they make it easier to park, but safer too, as you are more aware of any obstacles that may be in your way.



2Zone electronic climate control air conditioning controls the temperature electronically and divides the interior into two different climate zones, enabling the driver and front passenger to adjust the temperature, air supply and distribution to suit their individual preference.

The Beetle Turbo Black and Turbo Silver.
Distinctive, stylish and built for speed.



Model shown is Turbo Black.



Interior shown is Turbo Silver 2.0 TSI DSG with optional 'Fender' premium soundpack, Light and sight pack, 'Vienna' leather upholstery and metallic paint.

Turbo Black and Turbo Silver

You can tell just from the names **Turbo Black** and **Turbo Silver** that driving pleasure is hidden under the beautiful skin of these two stunning models. Both are adorned with striking 19 inch 'Tornado' alloy wheels and sporty red brake calipers, while a body-coloured rear diffuser and chrome exhaust tailpipes left and right give the Turbo models an impressive look. The body-coloured door sill protection with chrome insert is complemented by instantly recognisable 'Turbo' lettering in black (Turbo Black models) or silver (Turbo Silver models). Depending on which model you opt for, black or silver-coloured door mirrors finish off the impressive exterior, but if you look closer there's more. Its powerful 2.0 TSI 200 PS engine, coupled with either a 6 speed manual or 6 speed automatic DSG gearbox, ensures that it disappears from view just as quickly as it arrives.



Model shown is Turbo Black.

You will often get to see the Beetle Turbo from behind, and its beautifully designed rear makes sure that you will enjoy doing so. The **body-coloured rear diffuser** encases **two chrome exhaust tailpipes**, one either side, giving a hint at what's under the bonnet. The rear is also adorned with a **rear tailgate spoiler**, body-coloured on the bottom and finished with high 'Gloss Black' on the top, blending seamlessly with the rear window and providing convincing evidence of its sporting nature.



Distinctive **8J x 19 'Tornado' alloy wheels** with **235/40 R19 tyres** and anti-theft wheel bolts with red brake calipers complete the exterior styling of Turbo Black and Turbo Silver models.



Model shown is Turbo Silver.

The sportiest Beetle ever – making these models instantly recognisable as the most powerful ever produced, the 'Turbo' decals on the door panels in black or silver reinforce the sporty credentials of this powerful vehicle.

Safety

The redesigned Beetle defines Volkswagen's commitment to provide the highest level of protection for you and your passengers. The chassis, for example, is strengthened at important points across the bodywork. Such joints absorb energy, and help to keep the inner protective safety cell intact following a collision.

In addition to front airbags, with passenger's airbag deactivation switch, the driver and front seat passenger have the reassurance of a combined head and side airbag system, front seat belts and safety-optimised front head restraints which help lower the risk of whiplash injuries in the event of an accident. The two rear passengers are protected by three-point seat belts and height adjustable head restraints.

In fact, there are numerous electronic features that are constantly monitoring and assessing driving situations and they are ready to react in milliseconds should the need arise. Such features include the ABS (Anti-lock Braking System) with HBA (Hydraulic Brake Assist) to prevent the wheels from locking, and ESP (Electronic Stabilisation Programme), utilising EDL (Electronic Differential Lock) and ASR (Traction Control) to help correct oversteer, understeer and loss of stability of the vehicle. For the first time in the Beetle, when specified with the 1.4 TSI 160 PS and 2.0 TSI 200 PS models, Volkswagen's XDS system which in conjunction with ESP, is designed to provide maximum grip and driving stability by helping to prevent loss of traction while cornering. We believe that prevention is the safest form of protection. And when you feel safe, you can enjoy the touring experience of the Beetle even more.



* Image shown is for illustration purposes only and may not necessarily reflect UK specification.

Alloy wheels



17 inch **'Orbit'** alloy wheels with 215/55 R17 tyres, chrome effect rims and anti-theft wheel bolts. Standard on Design.



18 inch **'Twister'** alloy wheels with 235/45 R18 tyres and anti-theft wheel bolts. Standard on Sport and optional on Design.



19 inch **'Tornado'** alloy wheels with 235/40 R19 tyres and anti-theft wheel bolts. Standard on Turbo Black and Turbo Silver, and optional on Sport 2.0 TSI 200 PS models.



16 inch **'Whirl'** alloy wheels with 215/60 R16 tyres and anti-theft wheel bolts. Optional on Beetle.



17 inch **'Rotor'** alloy wheels with 215/55 R17 tyres and anti-theft wheel bolts. No cost option on Design.



18 inch **'Discus'** alloy wheels with 235/45 R18 tyres and anti-theft wheel bolts. Optional on Design and a no cost option on Sport.

Model shown is Sport 2.0 TSI 200 PS with optional 18 inch 'Discus' alloy wheels and Bi-xenon headlights.



Darkened rear side and rear windows reduce the amount of sunlight entering the cabin by up to 65% from the B pillar back, contributing to a pleasant interior temperature. Enhancing privacy, protecting rear passengers and luggage from unwelcome glare and enhancing sports appeal, tinted glass is a practical and stylish addition to the exterior. Optional on Beetle and Design and standard on all other models.

Optional **Bi-xenon dipped and main beam headlights** ensure optimum illumination, while integrated LED daytime running lights ensure the vehicle can be seen better by other road users. Optional on all models.



The **2Zone electronic climate control with automatic air recirculation** features separate controls for both the driver and front passenger, enabling both to adjust the temperature setting according to their individual preference, while maintaining your chosen temperature throughout your journey. An air quality sensor continually monitors the outside air, automatically activating the interior air recirculation if necessary. As a handy addition on Design, this option includes cruise control which maintains your chosen speed over 19 mph. When the brakes or clutch are depressed, the speed control system automatically switches off again. Optional on Design and standard on Sport and Turbo models.

The optional **Winter pack** includes heated front seats with three preset temperature settings and heated windscreen washer jets, ensuring you are fully prepared to face any cold spell. Optional on all models.



The **leather trimmed multifunction steering wheel** is exceptionally user friendly, enabling you to control a whole host of functions, such as the radio, multifunction computer, or optional MDI (Multi Device Interface) without taking your hands off the wheel. Together with the gear knob and handbrake grip, it is finished in high grade leather, and is pleasant to hold, as well as providing excellent grip and adding a touch of elegance to the interior. Optional on Beetle and standard on all other models.

When used in conjunction with the dual clutch DSG (Direct Shift Gearbox), **paddle shift** enables you to change gear without taking your hands off the wheel. Optional on models, and optional on Beetle when ordered in conjunction with the leather trimmed multifunction steering wheel.



The **Keyless entry system** enables you to enter and exit your vehicle without taking the key out of your pocket. Once inside, as long as you have the key on you, the engine can be started without inserting the key in the ignition by simply pressing a button in the centre console. Optional on all models except Beetle.



The Beetle is the only vehicle in Europe equipped with a 'Fender' sound system. The **'Fender' premium soundpack** comprises two tweeters each in the mirror triangle and rear side trim, and a subwoofer located in a closed bass box in the boot. Heart and soul of the system is a 10 channel amplifier with the eight speakers delivering a 400 watt output, while ambient lighting around the speakers and door panels creates a relaxed atmosphere. Optional on all models except Beetle.

Upgrade for RCD 510 DAB radio system, RNS 315 navigation/DAB radio system and RNS 510 navigation/DVD radio system.



The **RCD 510 touch-screen DAB radio/dash-mounted MP3 compatible six CD autochanger** features a large 6½ inch colour display, with intuitive menu navigation and touch-screen operation. It also features an AUX-in socket for connection to an external multimedia source, such as iPod or MP3 player and an SD card slot. Optional on Beetle and standard on all other models.



The **RNS 315 touch-screen navigation/DAB radio system with MP3 compatible CD player** features a 5 inch colour display, preloaded navigation data with clearly arranged map navigation, as well as an SD card reader and practical AUX-in socket for connecting external audio devices, such as an iPod or MP3 player. A DAB digital radio receiver allows access to both local and national DAB stations. Optional on all models.


RCD 510 DAB radio system, RNS 315 navigation/DAB radio system and RNS 510 navigation/DVD radio system cannot be specified in conjunction with each other.



The **RNS 510 touch-screen voice-activated navigation/DVD radio system** responds to spoken voice commands for navigation, CD and radio functions. It features a large 6½ inch colour screen, DVD drive, 30 GB hard drive with preloaded navigation data, SD card reader, AUX-in socket for connection to an external multimedia source, and offers MP3, WMA and DVD video data files compatibility. Optional on all models except Beetle.

DVD playback will not function whilst the navigation system is in use, or the vehicle is in motion. RNS 510 navigation/DVD radio system in lieu of standard DAB digital radio receiver.

Paint




BLACK*
Optional
| B, D, SP, TS
Non-metallic
A1



REEF BLUE*
Optional
| SP, TB, TS
Metallic
0A




CANDY WHITE
Standard
| B, D, SP, TB, TS
Non-metallic
B4



PLATINUM GREY*
Optional
| B, D, SP, TB, TS
Metallic
2R



TORNADO RED
Standard
| B, D, SP, TB, TS
Non-metallic
G2




JAVA*
Optional | D, SP
Metallic
4Q



SATURN YELLOW*
Optional
| D, SP, TB
Non-metallic
T1



REFLEX SILVER*
Optional
| B, D, SP, TB
Metallic
8E



DENIM BLUE*
Optional
| D, SP, TB
Non-metallic
X0



DEEP BLACK*
Optional
| B, D, SP, TS
Pearl Effect
2T

* Optional at extra cost.
† Some parts of leather interior will contain artificial leather.
Please note: the print processes do not allow exact reproduction of the paint and upholstery colours.

Beetle | **B** Design | **D** Sport | **SP** Turbo Black | **TB** Turbo Silver | **TS**

Upholstery



'IZZY' CLOTH
Standard | B
Titan Black
MK



'TIXO' CLOTH
Standard | D
Titan Black
MX



'TIXO' CLOTH
Standard | D
Titan Black/Red
YM



'FERRIS' CLOTH
Standard
| SP, TB, TS
Titan Black
MX



'VIENNA' LEATHER*†
Optional
| B, D, SP, TB, TS
Black
JU



'VIENNA' LEATHER*†
Optional
| D, SP, TB, TS
Salsa Red/Black
YM



Combinations

	Dashboard upper	Dashboard lower	BLACK A1* Non-Metallic	CANDY WHITE B4 Non-Metallic	TORNADO RED G2 Non-Metallic	SATURN YELLOW T1* Non-Metallic	DENIM BLUE X0* Non-Metallic	REEF BLUE 0A* Metallic	PLATINUM GREY 2R* Metallic	JAVA 4Q* Metallic	REFLEX SILVER 8E* Metallic	DEEP BLACK 2T* Pearl Effect
Seat upholstery			○	●	●	○	○	○	○	○	○	○
'IZZY' CLOTH Standard on Beetle												
Titan Black MK	Gloss Black	Titan Black	●	●	●	-	-	-	●	-	●	●
'TIXO' CLOTH Standard on Design												
Titan Black MX	Body-coloured	Titan Black	●	●	●	●	●	-	●	●	●	●
Titan Black/Red YM	Body-coloured	Titan Black	●	●	●	-	-	-	●	-	●	●
'FERRIS' CLOTH Standard on Sport												
Titan Black MX	Gloss Black	Titan Black	●	●	●	●	●	●	●	●	●	●
'FERRIS' CLOTH Standard on Turbo Black												
Titan Black MX	Gloss Black	Titan Black	-	●	●	●	●	●	●	-	●	-
'FERRIS' CLOTH Standard on Turbo Silver												
Titan Black MX	Gloss Black	Titan Black	●	●	●	-	-	●	●	-	-	●
'VIENNA' LEATHER*† Optional on Beetle												
Black JU	Gloss Black	Titan Black	○	○	○	-	-	-	○	-	○	○
'VIENNA' LEATHER*† Optional on Design												
Black JU	Body-coloured	Titan Black	○	○	○	○	○	-	○	○	○	○
Salsa Red/Black YM	Body-coloured	Titan Black	○	○	○	-	-	-	○	-	○	○
'VIENNA' LEATHER*† Optional on Sport												
Black JU	Gloss Black	Titan Black	○	○	○	○	○	○	○	○	○	○
Salsa Red/Black YM	Gloss Black	Titan Black	○	○	○	-	-	-	○	-	○	○
'VIENNA' LEATHER*† Optional on Turbo Black												
Black JU	Gloss Black	Titan Black	-	○	○	○	○	○	○	-	○	-
Salsa Red/Black YM	Gloss Black	Titan Black	-	○	○	-	-	○	○	-	○	-
'VIENNA' LEATHER*† Optional on Turbo Silver												
Black JU	Gloss Black	Titan Black	○	○	○	-	-	○	○	-	-	○
Salsa Red/Black YM	Gloss Black	Titan Black	○	○	○	-	-	○	○	-	-	○

● Standard
○ Optional at extra cost
- Not available
* Optional at extra cost.

† Some parts of leather interior will contain artificial leather.

Technical specification

	1.2 litre TSI 105 PS	1.4 litre TSI 160 PS	2.0 litre TSI 200 PS Sport, Turbo Black, Turbo Silver	2.0 litre TSI 200 PS Sport, Turbo Black, Turbo Silver	2.0 litre TDI 140 PS	2.0 litre TDI 140 PS
	Beetle, Design	Design, Sport			Design, Sport	Design, Sport
Engines						
engine type	Four cylinder	Four cylinder	Four cylinder	Four cylinder	Four cylinder	Four cylinder
cubic capacity, ltrs/cc	1.2/1197	1.4/1390	2.0/1984	2.0/1984	2.0/1968	2.0/1968
max. output, PS ¹ /kW at rpm	105/77 @ 5000	160/118 @ 5800	200/147 @ 5100	200/147 @ 5100	140/103 @ 4200	140/103 @ 4200
max. torque, lbs.ft/Nm at rpm	129/175 @ 4100	177/240 @ 4500	207/280 @ 1700-5000	207/280 @ 1700-5000	236/320 @ 1750-2500	236/320 @ 1750-2500
gearbox:	7 speed auto DSG	6 speed manual	6 speed manual	6 speed auto DSG	6 speed manual	6 speed auto DSG
Weights, kgs						
unladen weight ²	1297	1359	1417	1439	1395	1417
gross vehicle weight	1700	1750	1830	1850	1790	1810
payload ²	478	466	488	486	470	468
axle load limit: front/rear	930/820	980/820	1010/870	1030/870	1020/820	1040/820
Roof load						
max. roof load	50	50	50	50	50	50
Performance						
top speed, mph (km/h), where the law permits	111 (180)	129 (208)	140 (225)	139 (223)	123 (198)	121 (195)
acceleration, secs 0 - 62 mph	10.9	8.3	7.5	7.5	9.4	9.4
ABI insurance group, 1 - 50	10E, 11E	18E, 18E	24E, 24E, 24E	24E, 24E, 24E	17E, 17E	17E, 17E
Environmental information						
fuel grade, minimum	Unleaded, 95 RON	Unleaded, 95 RON	Unleaded, 95 RON	Unleaded, 95 RON	Diesel ³	Diesel ³
fuel tank capacity, galls/ltrs ⁴	12/55	12/55	12/55	12/55	12/55	12/55
official fuel consumption, mpg/ltr per 100 km ⁵						
urban	38.7/7.3	32.5/8.7	28.0/10.1	27.4/10.3	44.8/6.3	40.9/6.9
extra-urban	56.5/5.0	53.3/5.3	47.1/6.0	46.3/6.1	67.3/4.2	61.4/4.6
combined	47.9/5.9	42.8/6.6	38.2/7.4	36.7/7.7	57.6/4.9	52.3/5.4
official CO ₂ emission, g/km ⁶	137	153	172	179	129	140
emission class	EURO 5	EURO 5	EURO 5	EURO 5	EURO 5	EURO 5
noise, dB	69.0	72.0	71.0	74.0	72.0	69.0

Technical specification notes

¹ The maximum power output figures are quoted in PS (or Pferdestärke, which is the metric equivalent of horsepower). To convert from metric to imperial horsepower, divide the PS figure by 1.0139.

² Figures are calculated in accordance with manufacturer's criteria. The individual unladen weight depends on the specification of the vehicle, this then reduces the possible payload accordingly. The unladen weight and payload both include the fuel tank 90% full, driver (68 kg) and luggage (7 kg) in line with EU directive 95/48.

³ The use of 100% RME and FAME (bio diesel) is not possible. Forecourt diesel with up to 7% bio diesel content, adhering to standard BS EN 590, can be used in diesel engines. The use of ethanol in forecourt petrol meeting BS EN 228 is allowable.

⁴ The size of the fuel tank is approximate and therefore it may be possible to add a greater amount of fuel than the size of the tank specified, due to the space in the filler neck.

⁵ Official fuel consumption according to EU Directive 99/94. The consumption calculation according to 1999/100/EC is based on the actual unladen weight of the vehicle. Additional specifications can lead to a higher weight class and hence to consumption figures of this higher weight class. The driving style, road and traffic conditions, environmental influences and vehicle condition can in practice lead to consumption figures, which may differ from those calculated with this standard.

⁶ The weight of a vehicle will influence the level of CO₂ emission it produces; as a result, vehicles with higher levels of specification and factory-fitted options may emit higher levels of CO₂.

Volkswagen Service – for your peace of mind

The Volkswagen Warranty

Three-year Warranty

All Volkswagen passenger cars come with a three-year/60,000 miles warranty, which protects your car against the failure of most technical and electrical components due to manufacturing defects. This comprises a two-year manufacturer's warranty with unlimited mileage plus a further one-year/60,000 miles (whichever is soonest) Retailer Warranty*. Should the mileage exceed 60,000 miles within the first two years, the manufacturer's two-year warranty will still be valid. Full details of the three-year warranty are available from your authorised Volkswagen retailer or repairer.

^{*} All warranty work must be completed by an authorised Volkswagen retailer or repairer.

Three-year Paint Warranty

The paintwork of the Beetle is covered against manufacturing defects for a period of three years. Naturally, the Beetle must be cared for in compliance with the operating instructions which will be found in your vehicle handbook. Please consult your authorised Volkswagen retailer or repairer for full warranty details.

12-year Body Protection Warranty

The internal body sections and panels of the Beetle are covered against rusting through from the inside for 12 years. Naturally, the Beetle must be cared for in compliance with the operating instructions. Please consult your authorised Volkswagen retailer or repairer for full warranty details.

Service Intervals

Volkswagen are pleased to offer you a choice on how your Beetle is serviced. The appropriate selection is entirely dependent on how the car is likely to be driven and its general use. To help you identify which type of service would be most suitable, please refer to the following guide.

The Fixed Service is recommended for vehicles that will cover less than 10,000 miles in 12 months and if the vehicle is likely to be used in the following way:

- Predominantly urban driving, short journeys with frequent cold starts.
- Activities regularly producing high engine loading, e.g. frequent hill climbs, driving with vehicle fully loaded and towing.

- Uneconomical driving style using high rpms with heavy acceleration and heavy braking.
- The service intervals for the Fixed Service are as follows:
 - Oil change service
 - Every 10,000 miles/1 year (whichever is soonest).
 - Interval service
 - Every 20,000 miles/2 years (whichever is soonest).
 - Inspection service
 - Every 40,000 miles/3 years (whichever is soonest).

The Flexible Service is recommended for vehicles with a daily mileage of more than 25 miles where the vehicle is driven regularly mainly on longer distance journeys. The vehicle is driven mainly at a constant speed with minimum vehicle and engine loading, minimal towing and driven in an economical manner.

With the Flexible Service the vehicle can cover anywhere between 10,000[†] and a maximum of 18,000[†] miles or 24 months (whichever is soonest) between oil changes. Inspection service is typically in the third year of ownership and thereafter every second year, for vehicles with an approximate annual mileage of 10,000 miles.

[†] Please note that mileages are approximate as the service indicator system uses kilometres as the distance measurement. Please consult your authorised Volkswagen retailer or repairer for advice and full details.

Approved Accessories

A comprehensive range of accessories from alloy wheels to carpet mats is available to complement the factory-fitted option list. Volkswagen approved accessories purchased from and fitted by your authorised Volkswagen retailer at the point of vehicle sale will also benefit from the three-year vehicle warranty.

Extended Warranty

If you order the Volkswagen Extended Warranty as an option when buying your new Beetle, then you get the 100% Volkswagen Warranty and you can continue to enjoy comprehensive Volkswagen protection against many unforeseeable repair costs. Designed to your needs, you can purchase an extra one or two year's warranty up to a maximum of five years or 90,000 miles.

Volkswagen Insurance[‡]

We want you to start enjoying your new car from day one and thanks to Volkswagen Insurance complimentary seven day cover, you can. Call free on 0800 316 7892 (lines are open Monday to Friday 8 am – 9 pm and Saturday 9 am – 5 pm), provide a few details and a cover note will be sent to your retailer. They will then tax your car and you can drive it away.

Visit www.insurewithvolkswagen.co.uk for details of the full range of insurance products available. Here you can also get a quote for your annual car insurance and buy it online too. All of our insurance products are designed to ease the pain of making a claim.

[‡] Volkswagen Insurance is a trading name of Volkswagen Insurance Service (Great Britain) Limited, an appointed representative of Volkswagen Financial Services (UK) Limited, Brunswick Court, Yeomans Drive, Blakelands, Milton Keynes MK14 5LR. Registered in England number 2835230. Volkswagen Insurance is sold, underwritten and administered by Allianz Insurance plc registered in England number 84638. Registered office 57 Ladymead, Guildford, Surrey GU1 1DB. Volkswagen Financial Services (UK) Limited and Allianz Insurance plc are authorised and regulated by the Financial Services Authority. Volkswagen Financial Services (UK) Limited and Allianz Insurance plc are not part of the same corporate group.

Volkswagen Finance[±]

Volkswagen Finance specialises in providing funding solutions for Volkswagen drivers. Whether your Volkswagen is for private or business use, you can choose from a range of funding options.

- Solutions – a personal contract plan
- Hire purchase
- Lease purchase
- Finance lease
- Contract hire

With all Volkswagen Finance products you can choose a fixed-cost maintenance plan to help you budget for your servicing and maintenance costs.

No matter what finance product you choose, your local Volkswagen retailer will be able to provide you with a personalised quote that could meet your budget and vehicle needs.

[±] Volkswagen Finance is a trading name of Volkswagen Financial Services (UK) Limited. An offer of finance depends on certain conditions. Available to people over 18 in the UK only.

Volkswagen Roadside Assistance

Every new car is registered for Volkswagen Roadside Assistance for one year. This provides vehicle home and roadside recovery in the unlikely event of a breakdown in the UK and Europe (subject to conditions). Volkswagen Roadside Assistance can also be purchased for subsequent years. For full details, please contact your authorised Volkswagen retailer or repairer.

Tax Free Sales

For full details, please contact your authorised Volkswagen retailer.

CO₂ Emissions

Increased weight of a vehicle, including higher trim levels and the addition of options will have a detrimental influence on the level of fuel consumption and CO₂ emissions produced.

The CO₂ and fuel consumption figures are obtained from tests on a representative vehicle of the type, conducted and approved in accordance with Council Directive 80/1268/EEC as amended by Directive 1999/100/EC (or later) on the approximation of the laws of the member states relating to the carbon dioxide emissions and the fuel consumption of motor vehicles.

Please Note

Some illustrations in this brochure do not necessarily reflect UK specifications and may not be available. In particular, controls and some items of equipment are positioned differently for the UK.

The specifications contained in this brochure are for information purposes only and are subject to change. If you require any specific feature, you must consult your authorised Volkswagen retailer who is regularly updated with any change in specification. Please check model availability and full specification details with your authorised Volkswagen retailer prior to ordering.

Note: we would like to advise you that telephone calls to Volkswagen Customer Care may be monitored and recorded as part of our training and quality assurance processes. All our monitoring and recording processes meet Ofel regulations.

The Beetle

Volkswagen Information Service · Telephone 0800 333 666

Internet: www.volkswagen.co.uk

© Volkswagen Group United Kingdom Limited 2012.

Issue: 24 July 2012 · Printed in UK.

PVW667BETFLY



facebook.com/VolkswagenUK



[@UKVolkswagen](https://twitter.com/@UKVolkswagen)



youtube.com/UKVolkswagen