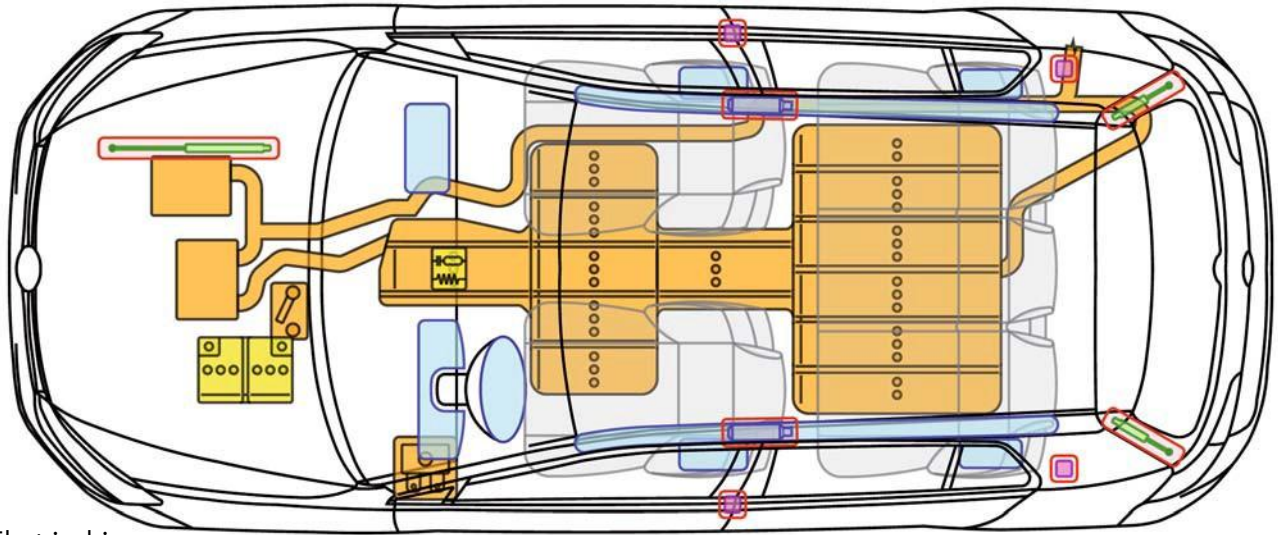


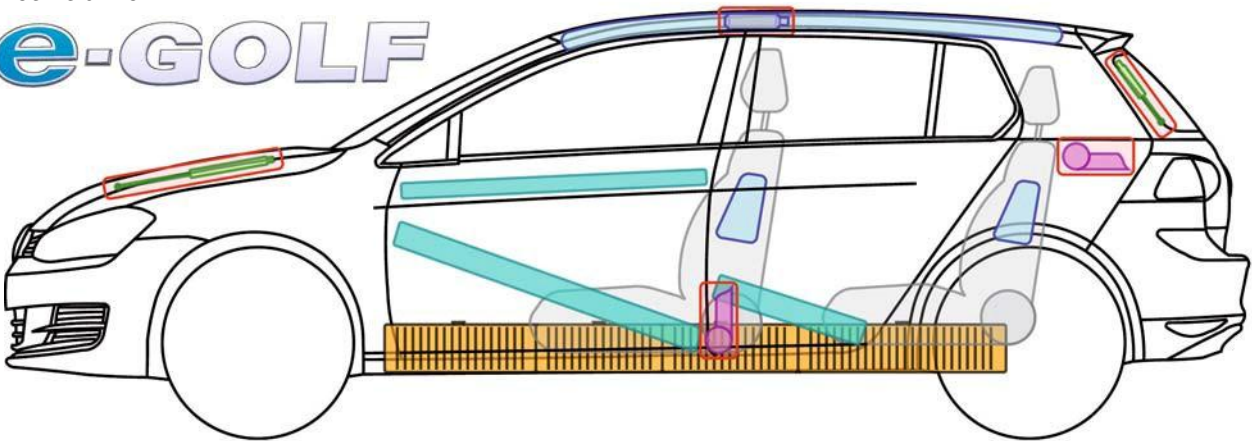


e-Golf 7 (from 2014)




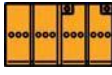










Electric drive

e-GOLF



Legend

 Airbag	 Body reinforcement	 Control unit	 High-voltage battery
 Gas generator	 Fuse carrier	 12 V battery	 High-voltage components/cable
 Belt tensioner	 Gas pressure damper	 Fuel tank	 High-voltage cut-off device (separation point)

e-Golf 7 (from 2014)

G

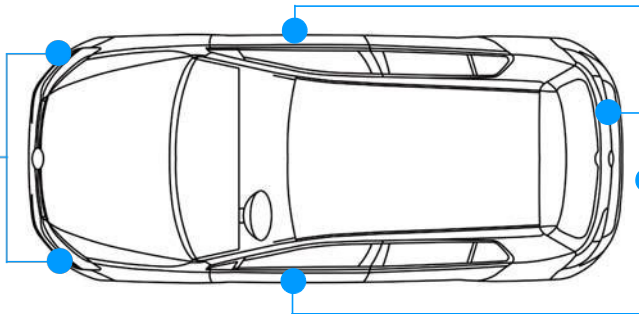


e-Golf 7 (from 2014)



Vehicle identification

Design lights
in bumper



Lettering on doors and on
boot lid

Secure vehicle against rolling off

1. Put gear lever in position "P".
2. Operate parking brake.

Deactivate drive and high-voltage system

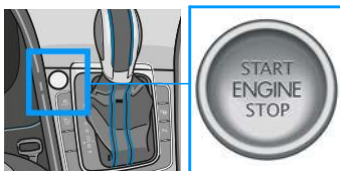
Deactivate drive and high-voltage system
(ignition and fuse carrier in passenger compartment accessible)



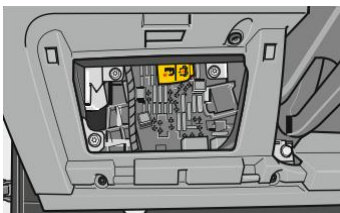
1. Turn ignition key to "off position"
and remove or press start-stop button.



The passive safety systems such as airbags and belt tensioner are deactivated after the discharging period of the airbag control unit of about 4 seconds by turning the ignition key to the "off" position. Before the discharging period is complete there is a danger that the airbag may be deployed because of the damage to the airbag system.



2. Remove the storage box over the fuse carrier of the right dashboard. (to right of steering column)
Pull out the marked fuse. (yellow sign)



After the deactivation the high-voltage system is voltage-free in ca. 20 seconds. The passive safety systems such as airbags and belt tensioners are then deactivated.



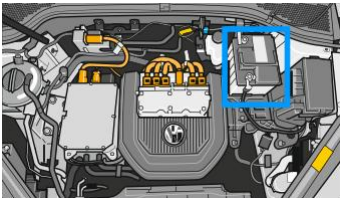
G

e-Golf 7 (from 2014)



Deactivate drive and high-voltage system

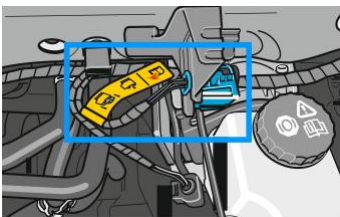
Deactivate drive and high-voltage system (engine compartment accessible)



1. Disconnect 12 V battery



2. Locate rescue separation point



3. Open rescue separation point
The procedure is described on the label.



After the deactivation the high-voltage system is voltage-free in ca. 20 seconds. The passive safety systems such as airbags and belt tensioners are then deactivated.



Vehicle connected to charging station

Release vehicle. Disconnect the charging cable from the vehicle and if necessary deactivate the high-voltage system of the vehicle in serious accidents (see under "deactivate vehicle").