



Volkswagen

The Golf Estate



CONTENTS

04	EXTERIOR
10	INTERIOR
16	GOLF ESTATE S
18	GOLF ESTATE MATCH EDITION AND MATCH BLUEMOTION EDITION
20	GOLF ESTATE GT
22	GOLF ALLTRACK
26	GOLF ESTATE GTD
30	GOLF ESTATE R
34	ENGINES AND GEARBOXES
38	THINK BLUE
40	SAFETY
46	EQUIPMENT
50	WHEELS
54	PAINT
56	UPHOLSTERY AND COMBINATIONS
60	TECHNICAL SPECIFICATION
64	TECHNOLOGY AND DIMENSIONS
67	CO ₂ EMISSIONS AND VED BANDS WITH OPTIONAL WHEELS
68	VOLKSWAGEN SERVICE



A MASTERPIECE OF MODERN ENGINEERING.



Model shown is Golf Estate GT with optional Bi-xenon headlights, 18" 'Marseille' alloy wheels and metallic paint.

THE GOLF ESTATE. WHERE EXCELLENCE IS STANDARD.

With its distinctive black air intake and radiator grille, body-coloured bumpers and door mirrors, the front design is eye-catching, iconic and unmistakably Golf. With up to 1,620* litres of boot space, the Golf Estate is incredibly versatile. And that's just the inside story. Outside, it is equally impressive, with sculpted bodylines, integral rear lights and a rear tailgate spoiler creating a look that is dynamic and appealing. Never has such spaciousness looked quite so good.

* Please see page 65 for full details of dimensions.

Golf Estate

THE GOLF ESTATE. THE GOLF AMONG ESTATES.

The Golf Estate offers everything you would expect and more from this latest generation model. It has the same high levels of equipment, refinement and assistance systems as the award-winning Golf hatchback, the same range of proven petrol and diesel engines, and the same sporty elegance. But then it goes one better, with an extra 307mm* of body length. Giving you more space than ever before.

* Please see page 65 for full details of dimensions.



Model shown is Golf Estate GT with optional Bi-xenon headlights and metallic paint.

FIRST YOU SEE IT.

THEN YOU EXPERIENCE IT.

Interior shown is Golf Estate GT DSG with optional Discover Navigation Pro touch-screen navigation/DVD radio system, climate control – 2Zone electronic air conditioning, 'Vienna' leather upholstery and metallic paint.

OPEN UP A WORLD OF POSSIBILITIES.

PANORAMIC SUNROOF

The electrically operated panoramic sunroof adds an extra dimension of light and space to the interior. Choose closed, halfway, fully open or tilted, depending how much fresh air you require, or keep the sun out completely with the integrated roller blind. Optional on Match Edition, GT, Alltrack, GTD and R models.

BIG ON SPACE, HUGE ON STYLE.

VARIABLE BOOT FLOOR

With an impressive boot volume of 605 litres, the Golf Estate has the capacity to carry any combination of load, luggage or passengers. When the backrests are folded down, the boot space increases to 1,620* litres, and an additional load-through facility in the central armrest enables you to carry two skis or snowboards with the greatest of ease. The load area is continuously level and can be lowered or removed totally for maximum boot space. And thanks to the low level sill height of just 60cm, even heavy objects can be easily loaded. Model shown features optional metallic paint, load-through provision including rear centre armrest is standard on Match Edition models and above and optional on S models.

* Please see page 65 for full details of dimensions.

AUTOMATICALLY FOLDING BACKRESTS

The backrests can be conveniently folded down remotely, either from the rear or the passenger compartment, while the removable and retractable luggage compartment cover will keep your possessions away from prying eyes. Model shown features optional metallic paint.

GOLF ESTATE S

The entry level Golf Estate S is equipped with the range of advanced features that can be found in the Golf. Externally, the black radiator grille, body-coloured bumpers, door handles, mirrors, rear tailgate spoiler and black roof rails provide the characteristic Golf look. Inside, the driver's and front passenger's seats upholstered in stylish 'Salt' cloth are height adjustable and, along with 'Dark Rhodium Fine' decorative inserts in dash and door panels, ensures driving comfort.

The specification continues with a multifunction computer that includes a visual gear change recommendation for improved fuel consumption, electric windows (front and rear), manual air conditioning, electronic parking brake with auto hold function and a variable boot floor which is height adjustable and removable. The latest generation Composition Media system now features a larger 6.5 inch colour touch-screen that displays the DAB digital radio information, 'Think Blue. Trainer.' – driver tips and journey analysis, car information display, title and cover art display and, for compatible Android smartphones, the SMS functionality which allows you to read, compose and send SMS messages using the touch-screen display (when the vehicle is stationary). Bluetooth telephone and audio connection now allows simultaneous pairing of two compatible mobile devices*, while the MDI (Multi Device Interface) via USB connection, SD card reader and single CD player allows music playback from MP3, WMA and AAC files through eight speakers with 4 x 20 watt output.

Safety and security features too, with the latest assistance systems including Automatic Post-Collision Braking, tyre pressure loss indicator, misfuel prevention device for diesel engines and the XDS electronic differential lock for improved traction and handling. Finally, a total of seven airbags, including a driver's knee airbag, help provide peace of mind on every journey.

* Devices must be Bluetooth HFP (Hands Free Profile) compatible, please contact your authorised Volkswagen retailer for specific phone compatibility.



Interior shown is Golf Estate S with optional metallic paint.



Interior shown is Golf Estate Match Edition.

GOLF ESTATE MATCH EDITION AND MATCH BLUEMOTION EDITION

Luxury, style and comfort go hand in hand in the Golf Estate Match Edition. 16 inch 'Dover' alloy wheels, front fog lights, black front air intake and radiator grille with chrome trimmed inserts set the exterior scene. While inside, adding to the S specification, the refined interior features 'Brushed Dark Silver' decorative inserts, a leather trimmed three-spoke multifunction steering wheel and gear knob, multifunction computer with 3.5 inch TFT screen and front comfort seats with height and lumbar adjustment. The flexible layout features a load-through provision for carrying larger items, and a handy drawer beneath the front passenger's seat. The Match Edition is equipped with a range of driver assistance systems including a Driver profile selection, Adaptive Cruise Control (ACC) including Front Assist, a radar sensor controlled distance monitoring system, City emergency braking system and front and rear parking sensors. Other equipment highlights include a Winter pack featuring heated front seats, heated windscreen washer jets, headlight washers and a low washer fluid warning light; Driver Alert system, and along with a dusk sensor, rain sensor, automatically dimming interior rear-view mirror and automatic coming/leaving home lighting function, remote electrically foldable door mirrors, door mirror puddle lights and reverse activated kerb-view adjustment on passenger's door mirror. Finally, there is the latest generation Discover Navigation system which includes all the features of the Composition Media system as well as preloaded European navigation data, branded points of interest, dynamic navigation based on TMC+, three route options (Fast, Short, Eco), Speed Limit Display¹, 2D/3D map view and 3-years Car-Net 'Guide and Inform' access² providing online access to a range of useful information such as traffic, fuel pricing, parking space availability, weather and news feeds.

The Match BlueMotion Edition boasts all the luxury and style of the Match Edition, while the addition of innovative features and engineering refinements aim to provide more economical driving. Cruise control, an aerodynamic black front air intake and radiator grille with chrome trimmed insert, D-pillar spoiler and lowered sports suspension all help aerodynamic efficiency, while the 1.0 litre 115 PS TSI petrol engine can accelerate to 62mph from standstill in 10.1 seconds and achieve 127mph, where the law permits.

¹ Speed Limit Display only reflects national speed limits and does not show temporary speed limit restrictions, or where permanent changes to speed limits are made in-between map updates.

² Car-Net 'Guide and Inform' services are accessed via a compatible mobile device. Please see www.volkswagen.co.uk for more information. The use of 'Guide and Inform' services entails exchanging large volumes of data. As such, we strongly recommend that you sign-up for a flat rate data plan with your mobile network provider. After the initial 3-year Car-Net contract, an annual subscription is chargeable for the continuation of 'Guide and Inform' services.

GOLF ESTATE GT

Building over the Match Edition model, comfort and refinement feature further throughout the Golf Estate GT, beginning with 17 inch 'Dijon' alloy wheels, sports suspension lowered by approximately 15mm and rear tinted glass from the B pillar backwards is approximately 65% tinted, not to mention the chrome detailing on the front air intake surround and roundel surround, front fog lights and silver anodised roof rails. The chrome detail continues inside, along with 'Cyclone' and 'Gloss Black' decorative inserts, ambient lighting, front footwell illumination and front and rear reading lights with LED technology. In addition, the Driver profile selection for GT models include the addition of Individual setting, with the Sport setting also including Oil temperature, Boost pressure, G-meter and Lap-time.

Other features such as front sports seats with Alcantara seat centre sections and 'Global' cloth side bolsters with height and lumbar adjustment, remote electrically foldable door mirrors, door mirror puddle lights and reverse activated kerb-view adjustment on passenger's door mirror and front and rear parking sensors all ensure the highest levels of comfort and relaxation on every journey.



Interior shown is Golf Estate GT DSG with optional Discover Navigation Pro touch-screen navigation/DVD radio system, climate control – 2Zone electronic air conditioning, 'Vienna' leather upholstery and metallic paint.

THE GOLF ALLTRACK

MAKES EVERY DAY AN ADVENTURE.

Asphalt or dirt track, mountain or coast road, the exciting Golf Alltrack is equipped for them all. A combination of 4MOTION four wheel drive, up to 15mm increased ground clearance, ABSPlus, off-road suspension and an 'Off-road' setting which includes hill descent assist, gives the Golf Alltrack its off-road driving characteristics, while a wealth of exterior and interior refinements ensure a Golf Estate that's dynamic, adventurous and ready for anything.

As soon as you see its prominent anthracite wheel arch protection, matt-chrome effect and anthracite side sill protection, matt-chrome effect underbody protection at the front and rear, and sporty 17 inch 'Valley' alloys, you know this is a car built for action. The front design exudes charisma and style, with a black honeycomb radiator grille with matt-chrome effect stripe that now extends into headlights, unique 'Alltrack' badging, matching honeycomb lower air intake grille and uniquely shaped off-road front and rear bumpers.

Completing the external look and styling are Bi-xenon headlights featuring static cornering function, automatic range adjustment and LED daytime running lights, matt-chrome effect door mirrors, silver anodised roof rails and rear tinted glass from the B pillar backwards is approximately 65% tinted.



Model shown is Golf Alltrack with optional 18" 'Canyon' alloy wheels and Tornado Red non-metallic paint.



Interior shown is Golf Alltrack with optional Discover Navigation Pro touch-screen navigation/DVD radio system.

GOLF ALLTRACK

The high end interior reflects the Golf Alltrack's sporty off-road character, with such details as a multifunction leather-trimmed steering wheel and gear lever gaiter, front sports seats with height and lumbar adjustment, 'Alltrack' cloth seat centre sections with Alcantara side bolsters and 'Pavaino' decorative inserts on the dash, centre console and door panels.

Climate control – 2Zone electronic air conditioning will keep you comfortable wherever your travels may take you, allowing you and the front seat passenger to chose their preferred interior temperature. The latest generation Discover Navigation system features a 6.5 inch colour touch-screen, displaying preloaded European navigation data, branded points of interest, dynamic navigation based on TMC+, three route options (Fast, Short, Eco), Speed Limit Display¹, 2D/3D map view and 3-years Car-Net 'Guide and Inform' access² that will help get you to your destination with minimal fuss. And just to ensure your comfort en route, you'll find extra touches such as Adaptive Cruise Control (ACC) including Front Assist, ambient lighting, front footwell illumination, brushed stainless steel pedals, chrome detailing on switches and buttons, brushed stainless steel door sill protectors with 'Alltrack' logo, and carpet mats front and rear. Quite simply, all you could ask for and more.

¹ Speed Limit Display only reflects national speed limits and does not show temporary speed limit restrictions, or where permanent changes to speed limits are made in-between map updates.

² Car-Net 'Guide and Inform' services are accessed via a compatible mobile device. Please see www.volkswagen.co.uk for more information. The use of 'Guide and Inform' services entails exchanging large volumes of data. As such, we strongly recommend that you sign-up for a flat rate data plan with your mobile network provider. After the initial 3-year Car-Net contract, an annual subscription is chargeable for the continuation of 'Guide and Inform' services.



THE GOLF ESTATE GTD

DYNAMIC AS WELL
AS PRACTICAL.

The Golf Estate GTD proves that practical and sporty go together with head-turning style. From the minute you see its dynamic exterior, you can tell this is something special.

Stylish 18 inch 'Nogaro' alloy wheels, XDSPlus electronic differential lock for improved traction and handling, 'Grey' brake callipers, extended sill strips and unique 'GTD' badging set the scene, enhanced by the 'GTD' styling pack, comprising uniquely shaped bumpers and 'Black' honeycomb front air intake. Extra touches, such as the black honeycomb radiator grille with grey stripe that extends into the headlights, uniquely shaped rear roof spoiler and 'Black' rear diffuser with chrome twin exhaust tailpipe hint at its sporty performance, while 'GTD' sports suspension lowered by approximately 15mm ensures real sports handling. Other features include Bi-xenon headlights with static cornering function, automatic range adjustment and LED daytime running lights, headlight washers, silver anodised roof rails and front fog lights featuring LED technology. To the rear, 'smoked' light clusters and LED rear number plate lighting finish off the exterior styling.

GOLF ESTATE GTD

GTD styling continues inside with contemporary ‘Jacara Grey’ cloth upholstery, ‘Cyclone’ decorative inserts in the dash, centre console and door panels, and grey stitching and ‘GTD’ badging on the leather trimmed multifunction steering wheel and gear knob gaiter. The unique ‘GTD’ instrument cluster, multifunction colour display, stainless steel pedals, black rooflining and illuminated door sill protectors complete the picture.

Dynamic styling is complemented with both comfort and convenience for example, climate control – 2Zone electronic climate control, keyless entry and keyless start, progressive steering and a Winter pack, which includes heated front seats, heated windscreen washer jets and a low washer fluid warning light. Infotainment is supplied by the Discover Navigation system which includes all the features of the Composition Media system as well as preloaded European navigation data, branded points of interest, dynamic navigation based on TMC+, three route options (Fast, Short, Eco), Speed Limit Display¹, 2D/3D map view and 3-years Car-Net ‘Guide and Inform’ access² providing online access to a range of useful information such as traffic, fuel pricing, parking space availability, weather and news feeds. Who said practicality comes at the expense of style?

¹ Speed Limit Display only reflects national speed limits and does not show temporary speed limit restrictions, or where permanent changes to speed limits are made in-between map updates.
² Car-Net ‘Guide and Inform’ services are accessed via a compatible mobile device. Please see www.volkswagen.co.uk for more information. The use of ‘Guide and Inform’ services entails exchanging large volumes of data. As such, we strongly recommend that you sign-up for a flat rate data plan with your mobile network provider. After the initial 3-year Car-Net contract, an annual subscription is chargeable for the continuation of ‘Guide and Inform’ services.



Interior shown is Golf Estate GTD with optional Discover Navigation Pro touch-screen navigation/DVD radio system and Tornado Red non-metallic paint.



Model shown is Golf Estate R with optional Lapiz Blue metallic signature paint.

THE GOLF ESTATE R

THE REAL DEAL.

The Golf Estate R makes a real statement. From the minute you see its exciting exterior, you'll be smitten. If you're looking for practicality wrapped up in the ultimate sports package, this is the real deal.

The dynamic design features a unique 'R' radiator grille with matt-chrome strip that extends into the headlights, large air intakes and uniquely shaped front and rear bumpers and side sills emphasising its sports temperament, while the prominent 'R' badging leaves a lasting impression. 18 inch 'Cadiz' alloy wheels and 'Black' brake callipers, matt-chrome effect door mirrors and a 'Black' rear diffuser with twin oval chrome exhaust tailpipes left and right, enhance its sporting prowess, while 'R' sports suspension lowered by approximately 15mm and 4MOTION permanent four wheel drive ensure dynamic handling. Distinctive Bi-xenon headlights with static cornering function, automatic range adjustment and unique double 'U-shaped' LED daytime running lights complete its sporty look. If that's not enough, exclusively available to the Golf Estate R is optional Lapiz Blue metallic signature paint which will add a touch of individuality to really make it stand out from the crowd.

Golf Estate R delivers all the exhilaration, excitement and dynamic handling you would expect. The 2.0 litre TSI 300 PS engine, propelling you from 0 – 62mph in 5.1 seconds and accelerating to a top speed of 155mph, where the law permits. For those who love performance, go for the eye-catching and powerful R.

GOLF ESTATE R

The interior is testament that size and sportiness are not mutually exclusive. Stylish heated front sports seats, upholstered with 'Race' cloth centre sections and grey Alcantara side bolsters feature the embroidered 'R' logo, and the leather trimmed three-spoke multifunction steering wheel also bears the 'R' logo. Other design touches include 'Carbon-touch' decorative inserts in the dash and door panels, 'Gloss Black' decorative inserts in the centre console and the unique 'R' gear lever knob, while the 'R' instrument cluster, blue ambient lighting and special 'R' designed key highlight the fact that this is no ordinary Golf Estate.

When you are not listening to the sound of the 2.0 litre TSI 300 PS engine, the latest generation Discover Navigation system will provide all your audio needs. This impressive system includes all the features of the Composition Media system as well as preloaded European navigation data, branded points of interest, dynamic navigation based on TMC+, three route options (Fast, Short, Eco), Speed Limit Display¹, 2D/3D map view and 3-years Car-Net 'Guide and Inform' access² providing online access to a range of useful information such as traffic, fuel pricing, parking space availability, weather and news feeds.

¹ Speed Limit Display only reflects national speed limits and does not show temporary speed limit restrictions, or where permanent changes to speed limits are made in-between map updates.
² Car-Net 'Guide and Inform' services are accessed via a compatible mobile device. Please see www.volkswagen.co.uk for more information. The use of 'Guide and Inform' services entails exchanging large volumes of data. As such, we strongly recommend that you sign-up for a flat rate data plan with your mobile network provider. After the initial 3-year Car-Net contract, an annual subscription is chargeable for the continuation of Car-Net 'Guide and Inform' services.



Interior shown is Golf Estate R DSG with optional Discover Navigation Pro touch-screen navigation/DVD radio system, 'Vienna' leather upholstery and Lapiz Blue metallic signature paint.

DESIGNED TO PERFORM. ENGINEERED TO PERFECTION.

The latest generation TSI and TDI engines deliver effortless performance, mile after mile, ensuring maximum driving enjoyment even on the longest journey, enabling you to reach your destination completely relaxed.

Equipped with such technology as turbocharging and dual-clutch DSG transmission, and achieving top speeds of up to 155mph, where the law permits, the Golf Estate delivers.

Five petrol TSI engines are available, starting with the 1.2 litre TSI 85 PS available for the Golf Estate S and the 1.4 litre TSI 125 PS that powers the S and Match Edition models. The latest addition to the range is the 1.0 litre TSI 115 PS that powers the Golf Estate Match BlueMotion Edition. The more powerful TSI units are the 1.4 litre TSI 150 PS for the GT, and finally the exhilarating 2.0 litre TSI 300 PS that lies beneath the bonnet of the Golf Estate R.

If it's a diesel you wish to opt for, there are four TDI variants in the range. Two 1.6 litre TDI units are available, with 90 PS for the Golf Estate S and 110 PS for the S, Match Edition and Alltrack models. There are also two 2.0 litre TDI engines available, the first producing 150 PS available for the Match Edition, GT and Alltrack models and finally the most powerful diesel in the range, the 184 PS available exclusively to the Alltrack and GTD.



ENGINES AND GEARBOXES

01 // DSG
Dual-clutch DSG (Direct Shift Gearbox) shifts smoothly and imperceptibly into the next pre-selected gear within a few hundredths of a second, without disrupting traction. This enables you to change gear faster than a manual and more smoothly than a conventional automatic, making acceleration twice as much fun. Interior shown is Golf Estate GT DSG with optional climate control – 2Zone electronic air conditioning and ‘Vienna’ leather upholstery.

02 // DRIVER PROFILE SELECTION
The Driver profile selection for the Match Edition and Alltrack enables you to adjust your vehicle to suit your personal driving style, with a choice of Eco, Normal and Sport settings. GT, GTD and R models get the addition of Individual setting, with the Sport setting also including Oil temperature, Boost pressure, G-meter and Lap-time. When used in conjunction with optional Dynamic Chassis Control (DCC), it enables you to also control the damping, ensuring greater driving comfort.

03 // DYNAMIC CHASSIS CONTROL (DCC)
Dynamic Chassis Control (DCC), works alongside the Driver profile selection, allowing you to adjust the damping control and shock absorption rate to the road conditions and your driving style, with a choice of three settings: Sport, Comfort and Normal. Optional on Match Edition, GT, Alltrack, GTD and R models. Not available on 110 PS and 125 PS engines.




04 // TDI
TDI diesel engines, equipped with common rail technology, ensure high torque as well as quiet performance.

05 // TSI
A combination of direct fuel injection and intelligent turbocharging technology ensures TSI petrol engines deliver maximum torque at low speeds and reducing noise levels, while ensuring powerful performance. Image shown is 2.0 litre TSI 300 PS engine for the Golf Estate R.

06 // 4MOTION
Intelligent 4MOTION four wheel drive distributes power to all four wheels as required, and ensures optimum traction on most surfaces, even in adverse weather conditions. Standard on Alltrack and R models.



Think Blue.



Think Blue.

Start/Stop technology
saves fuel by automatically switching off the engine when the car isn't in motion.

Brake energy recuperation system
makes use of energy that's usually lost when you brake.

Turbocharged engines
deliver more power when you need it and use less fuel when you don't.

Low rolling resistance tyres
reduce the friction between the tyre and the road, meaning it takes less energy – and less fuel – to go further.

Purpose-built BlueMotion cars
include the full range of BlueMotion Technologies as well as an aerodynamically optimised design to reduce wind resistance.

Electric vehicles
comprise both hybrid and fully electric vehicles, offering all the features of their regular counterparts.

*BlueMotion Technologies are available on all Volkswagens and vary between models.

PARKS, BRAKES AND MONITORS THE TRAFFIC. DRIVING ASSISTANTS THAT HELP LOOK AFTER YOU.

It's easy to enjoy the journey once you're behind the steering wheel of the Golf Estate. With up to 20 driver assistance systems on board to help you drive and provide occupant protection, such as Front Assist, which monitors the traffic ahead of you, and Park Assist, which helps you park in spaces only 1.1 metres longer than the vehicle, all you have to focus on is having fun. How difficult is that? Front Assist is standard on Match Edition, GT, Alltrack, GTD and R models, Park Assist is optional on all models except R.



Model shown is Golf Estate GT with optional Park Assist, Bi-xenon headlights, 18" 'Marseille' alloy wheels, panoramic sunroof and metallic paint.

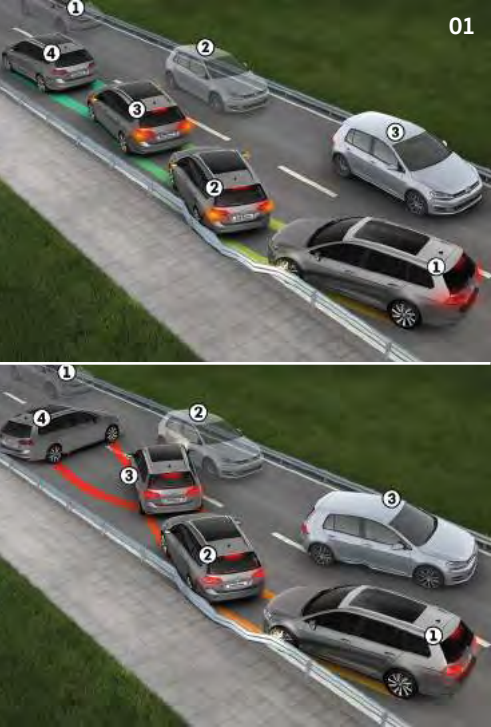
SAFETY

01 // AUTOMATIC POST-COLLISION BRAKING SYSTEM

Supported by the airbag sensors, the Automatic Post-Collision Braking System automatically initiates braking after the vehicle suffers a collision, and brakes for as long as necessary to reduce the speed of the vehicle to 6mph in order to help prevent or minimise the severity of subsequent collisions. Standard on all models.

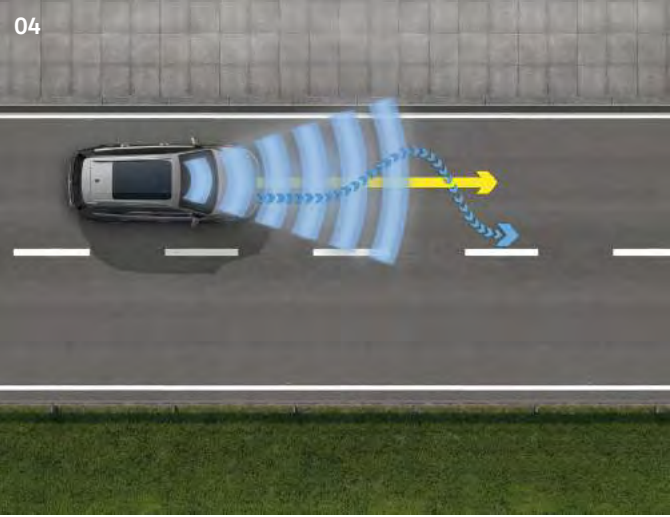
02 // PRECRASH PREVENTIVE OCCUPANT PROTECTION

This is a proactive passenger safety system that identifies a critical driving situation and automatically closes the electric windows and optional panoramic sunroof, as well as tensioning the front seat belts as a precautionary measure. Standard on Match Edition models and above. Optional on S models.



03 // DRIVER ALERT SYSTEM

A tightly held steering wheel and erratic steering movements are the signs of driver fatigue. If several of these signs appear one after the other, the Driver Alert system recommends taking a break via visual and acoustic signals, helping to keep you monitored on long journeys. Standard on Match Edition models and above. Optional on S models.



04 // LANE ASSIST WITH SIDE SCAN

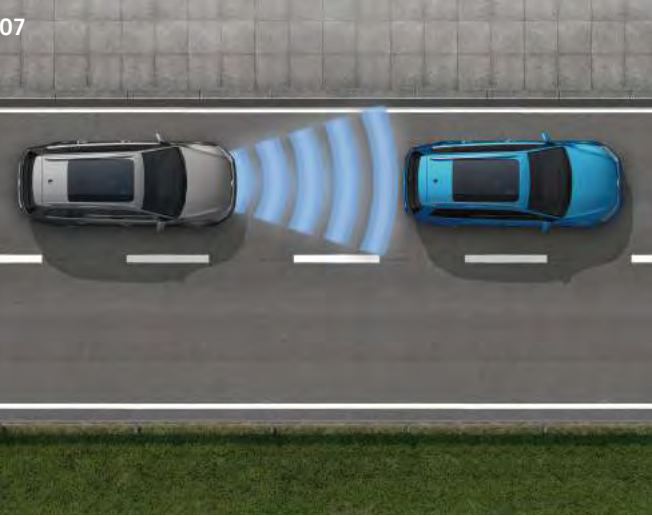

Lane Assist is a camera controlled warning system that warns the driver via an audible warning and steering wheel vibration if the vehicle is about to leave its chosen lane unintentionally. Side Scan assists you if you want to change lane safely at speeds over 37mph. The system warns you of any road users in your blind spot via a warning light within the door mirror housing and an audible warning within the vehicle. This option also includes High Beam Assist which ingeniously senses the lights from oncoming vehicles and automatically switches between dipped and main beam accordingly. It also senses vehicles you are approaching from the rear and ensures your main beam is dipped in order to avoid dazzling the vehicle in front. Optional on Match Edition, Match BlueMotion Edition and GT models.

Not in conjunction with Gas discharge (Bi-xenon) dipped and main beam headlights and LED daytime running lights.



05 // FRONT AND REAR PARKING SENSORS

Front and rear parking sensors assist parking manoeuvres by emitting both audible and visual signals, alerting the driver to any obstacles in the way. The closer you are to an obstacle the faster the sound frequency, while an optical parking display indicates your position in relation to obstacles on the screen of the vehicle's audio system. Standard on Match Edition models and above. Optional on S models. Model shown features optional metallic paint.

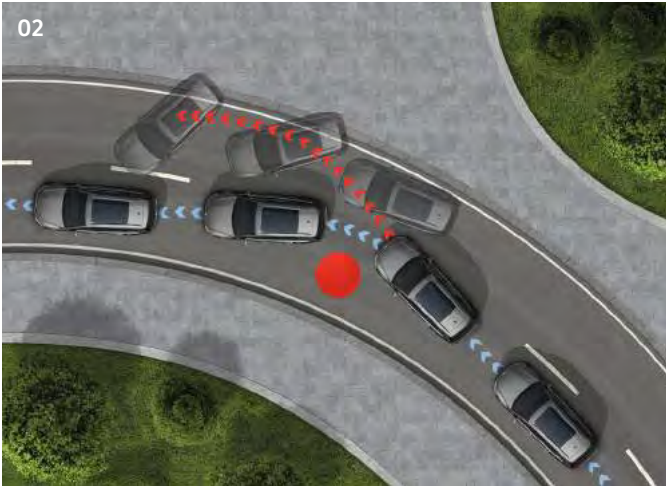


06/07 // ADAPTIVE CRUISE CONTROL (ACC)

Adaptive Cruise Control (ACC), including Front Assist radar sensor controlled distance monitoring system, City emergency braking system, cruise control and speed limiter offers you intelligent control of your driving speed by automatically adjusting acceleration and braking. Whether around town or on the motorway, the system will adjust your speed to that of the vehicle in front, keep your specified distance, warn if you are approaching too fast and, in an emergency situation, generate enough braking force to help reduce the severity of a collision, or in some instances even prevent the collision entirely. Standard on Match Edition, GT, Alltrack, GTD and R models.



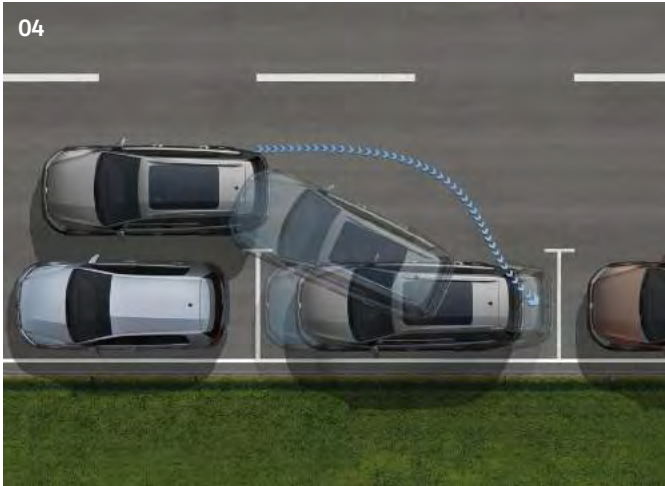
01 // XDS
The Golf Estate features XDS, an extension of the well-known Electronic Differential Lock (EDL) function. This is linked to the Electronic Stability Control (ESC) hydraulics and works by applying pressure to the inner front wheel during fast cornering to prevent spinning. The one-sided, precise brake pressure helps to maximise traction, reduce understeer and improve responsiveness, thus making cornering even more accurate. Standard on S, Match Edition, Match BlueMotion Edition, GT and Alltrack models. XDSPlus is standard on GTD and R models.



02 // ELECTRONIC STABILITY CONTROL (ESC)
The Electronic Stability Control (ESC) utilises sensors to detect critical situations at an early stage, reacting within milliseconds by controlling the speed of individual wheels, helping to bring the vehicle under control. Standard on all models.



03 // AIRBAG SYSTEM
The comprehensive airbag system includes curtain airbags for front and rear passengers, front seat side impact airbags, driver's and front passenger's airbags with passenger's airbag deactivation switch and a driver's knee airbag. Standard on all models. Side airbags and seat belt tensioners for rear passengers are available as an option on all models.



04 // PARK ASSIST
The Park Assist system not only makes parallel parking easier, but also helps you reverse park into a space at 90 degrees to the kerb. Using ultrasonic parking sensors, Park Assist will detect a parking space large enough for either bay or parallel parking. Once the vehicle is in reverse, all the driver has to do is operate the pedals, and keep a lookout, while the Golf Estate steers itself into its chosen space. Optional on Match Edition, Match BlueMotion Edition, GT, Alltrack and GTD models. Optional Park Assist which also includes front and rear parking sensors, is available on S models.

05 // REAR-VIEW CAMERA
The rear-view camera, integrated behind the Volkswagen badge on the rear tailgate, displays the area behind your vehicle on the screen of the vehicle's audio system, helping you to manoeuvre into tight spaces quickly and easily. Auxiliary lines help you navigate safely into parking spaces, and thanks to the high resolution display, even small obstacles such as kerbs are clearly visible. Optional on all models.



Image shown features optional Discover Navigation Pro touch-screen navigation/DVD radio system, optional on Match Edition models and above. Climate control – 2Zone electronic air conditioning is standard on Alltrack, GTD and R and optional on S, Match Edition, Match BlueMotion Edition and GT models.



Model shown is Golf Estate GT with optional Bi-xenon headlights and metallic paint.

EQUIPMENT

01 // CONVENIENCE PACK

The Convenience pack includes an automatic dimming interior rear-view mirror, automatic headlights on with coming/leaving home lighting function and rain sensor. Standard on Match Edition models and above. Optional on S models.

02 // WINTER PACK

The headlight cleaning system is part of the Winter pack, which also includes heated front seats, heated windscreen washer jets and a low washer fluid warning light. Standard on Match Edition, Match BlueMotion Edition, GTD and R models. Optional on S, GT and Alltrack¹ models. Model shown features optional metallic paint.

02



03 // MANUAL AIR CONDITIONING

The manual air conditioning system ensures a pleasant cabin temperature throughout, with the set temperature reached quickly and efficiently and automatically regulated. Standard on S, Match Edition, Match BlueMotion Edition and GT models.

04 // CLIMATE CONTROL

Climate control – 2Zone electronic air conditioning with automatic air recirculation and allergy filter features dual zone temperature control for the driver and front passenger, allowing each to select their individual preferred temperature. A sensor monitors the outside air quality and if necessary, automatically activates the air recirculation function. The air conditioning also cools the glovebox. Standard on Alltrack, GTD, and R models. Optional on S, Match Edition, Match BlueMotion Edition and GT models.

05 // MIRROR PACK

The Mirror pack includes remote electrically foldable door mirrors, door mirror puddle lights and reverse activated kerb-view adjustment on the passenger's door mirror. Standard on Match Edition models and above. Optional on S models. Model shown features optional metallic paint.

¹ Only available in conjunction with optional leather upholstery or Bi-xenon headlights.

NAVIGATION AND MULTIMEDIA

01 // COMPOSITION MEDIA SYSTEM

The Composition Media system is equipped with a 6.5 inch colour touch-screen that displays the DAB digital radio information, 'Think Blue. Trainer.' – driver tips and journey analysis, car information display, title and cover art display and, for compatible Android smartphones, the SMS functionality which allows you to read, compose and send SMS messages using the touch-screen display (while the vehicle is stationary). Bluetooth telephone and audio connection now allows simultaneous pairing of two compatible mobile devices¹, while the MDI (Multi Device Interface) via USB connection for compatible products, SD card reader and single CD player allows music playback from MP3, WMA and AAC files through eight speakers with 4 x 20 watt output. The system is also equipped with a proximity sensor that recognises in advance your intention to touch the screen and automatically adjusts the display mode. Standard on S models.

02 // DISCOVER NAVIGATION SYSTEM WITH CAR-NET 'GUIDE AND INFORM'²

The Discover Navigation touch-screen navigation/radio system with Car-Net 'Guide and Inform' builds upon the impressive Composition Media system, but with additional features enabling you to easily manage not only your music, but also navigation data, and a broad range of vehicle information. The system offers preloaded European navigation data, branded points of interest, dynamic navigation based on TMC+, three route options (Fast, Short, Eco), Speed Limit Display³, 2D/3D map view and 3-years Car-Net 'Guide and Inform'² providing online access to a range of useful information such as traffic, fuel pricing, parking space availability, weather and news feeds. Standard on Match Edition models and above. Optional on S models.

¹ Devices must be Bluetooth HFP (Hands Free Profile) compatible, please contact your authorised Volkswagen retailer for specific phone compatibility.

² Car-Net 'Guide and Inform' and 'Guide and Inform Plus' services are accessed via a compatible mobile device. Please see www.volkswagen.co.uk for more information. The use of 'Guide and Inform' services entails exchanging large volumes of data. As such, we strongly recommend that you sign-up for a flat rate data plan with your mobile network provider. After the initial 3-year Car-Net contract, an annual subscription is chargeable for the continuation of Car-Net 'Guide and Inform' services.

³ Speed Limit Display only reflects national speed limits and does not show temporary speed limit restrictions, or where permanent changes to speed limits are made in-between map updates.

⁴ Only operable in conjunction with compatible smartphones including iPhone 5, 6 and 7. Please see www.volkswagen.co.uk to check smartphone compatibility.



03 // DISCOVER NAVIGATION PRO SYSTEM WITH INTEGRATED VOICE ACTIVATION, CAR-NET 'GUIDE AND INFORM PLUS'² AND CAR-NET 'APP-CONNECT'⁴

Leading the way to the future: The Discover Navigation Pro touch-screen navigation/DVD radio system with integrated voice activation, Car-Net 'Guide and Inform Plus' and Car-Net 'App-Connect' represents the latest generation of infotainment systems and is as intuitive and simple to use as a smartphone or tablet. As well as responding to spoken voice commands, it features an 8 inch colour touch-screen for navigation, DVD, CD and radio functions; DAB digital radio, 64 GB SSD hard drive, preloaded European navigation data, 3D map view, three calculated route choices (Fast, Short and Eco), dynamic navigation based on TMC+, branded points of interest, Speed Limit Display³, photo display from JPEG and PNG files and two SD card readers. 3-years Car-Net 'Guide and Inform Plus'² provides online access to a range of useful information such as traffic, fuel pricing, parking space availability, weather, news feeds and Google Earth. The Car-Net 'App-Connect'⁴ combines the functionality of Apple 'CarPlay', Google 'Android Auto' and 'MirrorLink'™ allowing 'mirroring' of a smartphone display on the infotainment touch-screen via USB connection. It cleverly allows display and operation of certified apps including audio and voice control, if supported by the app. Please note, there is usage of only certified apps while driving. Optional on Match Edition models and above.

² Car-Net 'Guide and Inform' and 'Guide and Inform Plus' services are accessed via a compatible mobile device. Please see www.volkswagen.co.uk for more information. The use of 'Guide and Inform' services entails exchanging large volumes of data. As such, we strongly recommend that you sign-up for a flat rate data plan with your mobile network provider. After the initial 3-year Car-Net contract, an annual subscription is chargeable for the continuation of Car-Net 'Guide and Inform' services.

³ Speed Limit Display only reflects national speed limits and does not show temporary speed limit restrictions, or where permanent changes to speed limits are made in-between map updates.

⁴ Only operable in conjunction with compatible smartphones including iPhone 5, 6 and 7. Please see www.volkswagen.co.uk to check smartphone compatibility.


04 // CAR-NET 'APP-CONNECT'⁴

Car-Net 'App-Connect'⁴ allows you to integrate a smartphone with your car by allowing 'mirroring' of the display on the infotainment touch-screen via USB connection. It uses the combined functionality of Apple 'CarPlay', Google 'Android Auto' and 'MirrorLink'™ to replicate the smartphone display, allowing operation of certified apps including audio and voice control (if supported by the app). Please note, there is usage of only certified apps while driving. Optional on all models. Car-Net 'App-Connect' is standard on Discover Navigation Pro touch-screen navigation/DVD radio system.



05 // 'DYNAUDIO EXCITE' SOUNDPACK

Another addition to improve your journey's soundtrack is the 'Dynaudio Excite' sound system incorporating an eight channel digital amplifier and Digital Signal Processor (DSP). It provides impressive acoustics, delivering 400 watts through eight high performance speakers. Optional on Match Edition, GT, Alltrack, GTD and R models.



ELEGANT, SPORTY, STYLISH.
THE CHOICE IS YOURS.

Model shown is Golf Estate GT with optional Bi-xenon headlights and metallic paint.

Model shown is Golf Estate GT with optional 17" 'Geneva' alloy wheels, Bi-xenon headlights and metallic paint.

WHEELS

- 01 // Steel wheels** 6J x 15" steel wheels with 195/65 R15 tyres and full size wheel trims. Standard on S models.
- 02 // 'Dover'** 6½J x 16" alloy wheels with 205/55 R16 tyres and anti-theft wheel bolts. Standard on Match Edition and Match BlueMotion Edition models.
- 03 // 'Dijon'** 7J x 17" alloy wheels with 225/45 R17 tyres and anti-theft wheel bolts. Standard on GT models.
- 04 // 'Valley'** 6½J x 17" alloy wheels with 205/55 R17 tyres and anti-theft wheel bolts. Standard on Alltrack models.
- 05 // 'Nogaro'** 7½J x 18" alloy wheels with 225/40 R18 tyres and anti-theft wheel bolts. Standard on GTD models.
- 06 // 'Cadiz'** 7½J x 18" alloy wheels with 225/40 R18 tyres and anti-theft wheel bolts. Standard on R models.
- 07 // 'Lyon'** 6J x 15" alloy wheels with 195/65 R15 tyres and anti-theft wheel bolts. Optional on S models.
- 08 // 'Madrid'** 7J x 17" alloy wheels with 225/45 R17 tyres, anti-theft wheel bolts and lowered sports suspension. Optional on Match Edition models.
- 09 // 'Singapore'** 7J x 17" alloy wheels with 225/45 R17 tyres and anti-theft wheel bolts. Optional on Match Edition and GT models. Match Edition models also include lowered sports suspension.
- 10 // 'Geneva'** 7J x 17" alloy wheels with 225/45 R17 tyres and anti-theft wheel bolts. Optional on GT models.
- 11 // 'Marseille'** 7½J x 18" alloy wheels with 225/40 R18 tyres and anti-theft wheel bolts. Optional on GT models.
- 12 // 'Canyon'** 7½J x 18" alloy wheels with 225/45 R18 tyres and anti-theft wheel bolts. Optional on Alltrack models.
- 13 // 'Pretoria'** 8J x 19" alloy wheels with 235/35 R19 tyres and anti-theft wheel bolts. Optional on R models.



Please note, the addition of larger optional wheels may result in a higher CO₂ emission figure and change in VED band, and subsequently an increase in the Manufacturer's Recommended 'On the road' Retail price. Please see page 67 for full details.

PAINT

01 // PURE WHITE // Non-Metallic 0Q

02 // URANO GREY // Non-Metallic 5K

03 // TORNADO RED // Non-Metallic G2

04 // REFLEX SILVER // Metallic 8E

05 // PACIFIC BLUE // Metallic D5

06 // TUNGSTEN SILVER // Metallic K5

07 // LIMESTONE GREY // Metallic Z1

08 // LAPIZ BLUE // Metallic Signature L9

09 // DEEP BLACK // Pearl Effect 2T

10 // ORYX WHITE // Premium Signature OR

☒ Standard ☐ Optional

S, Match Edition, Match BlueMotion Edition // **G**
GT // **GT** Alltrack // **AT** GTD // **GTD** R // **R**

Please note: Colour range is reproduced for illustration purposes only.
Actual on-car colours may vary from those shown, as print processes do not allow exact reproduction of the paint colours.



☐ G ☐ GT ☐ AT ☒ GTD ☒ R



☒ G ☒ GT ☐ AT



☐ G ☐ GT ☐ AT ☐ GTD ☐ R



☐ G ☐ GT ☐ AT ☐ GTD ☐ R



☐ G ☐ GT ☐ AT



☐ G ☐ GT ☐ AT ☐ GTD



☐ R



☐ G ☐ GT ☐ AT ☐ GTD ☐ R



☐ GT ☐ AT ☐ GTD ☐ R

UPHOLSTERY AND COMBINATIONS



- Standard on S models
01 'Salt' cloth. **Titan Black**, TW
- Standard on Match Edition and Match BlueMotion Edition models
02 'Zoom/Micro' cloth. **Titan Black**, TW
03 'Zoom/Micro' cloth. **Shetland**, XW
- Standard on GT models
04 Alcantara seat centre section with 'Global' cloth side bolsters. **Titan Black/Quartz**, TW
05 Alcantara seat centre section with 'Global' cloth side bolsters. **Shetland/Shetland**, XW
06 Alcantara seat centre section with 'Global' cloth side bolsters. **Quartz/Quartz**, JW
- Standard on Alltrack models
07 'Alltrack' cloth seat centre section with Alcantara side bolsters. **Titan Black**, TW
- Standard on GTD models
08 'Jacara Grey' cloth. **Titan Black**, TW
- Standard on R models
09 'Race' cloth seat centre section with grey Alcantara side bolsters. **Titan Black**, TW
- Optional leather upholstery on Match Edition, and GT models
10 'Vienna' leather*. **Black**, TW
11 'Vienna' leather*. **Shetland**, XW
12 'Vienna' leather*. **Marrakesh**, YW
- Optional leather upholstery on Alltrack models
13 'Vienna' leather*. **Black**, TW
14 'Vienna' leather*. **Marrakesh**, YW
- Optional leather upholstery on GTD and R models
15 'Vienna' leather*. **Black**, TW
- Optional leather upholstery on R models
16 'Carbon/Nappa' leather*. **Anthracite**, TW
17 'Carbon/Nappa' leather*. **Grey**, IB

* Some parts of leather interior will contain artificial leather. Please note: Swatches reproduced for illustration purposes only. Actual upholstery colours may vary from those shown, as print processes do not allow exact reproduction of the upholstery colours.

	Carpet	Dashboard	Pure White 0Q Non-Metallic*1	Urano Grey 5K Non-Metallic	Tornado Red G2 Non-Metallic*	Reflex Silver 8E Metallic*	Pacific Blue D5 Metallic*	Tungsten Silver K5 Metallic*	Limestone Grey Z1 Metallic*	Lapiz Blue L9 Metallic Signature*	Deep Black 2T Pearl Effect*	Oryx White 0R Premium Signature*
'Salt' cloth Standard on S models												
Titan Black (TW)	Black	Titan Black/Titan Black	●	●	●	●	●	●	●	-	●	-
'Zoom/Micro' cloth Standard on Match Edition and Match BlueMotion Edition models												
Titan Black (TW)	Black	Titan Black/Titan Black	●	●	●	●	●	●	●	-	●	-
Shetland (XW)	Black	Titan Black/Shetland	●	●	●	●	●	●	●	-	●	-
Alcantara seat centre section with 'Global' cloth side bolsters Standard on GT models												
Titan Black/Quartz (TW)	Black	Titan Black/Titan Black	●	●	●	●	●	●	●	-	●	●
Shetland/Shetland (XW)	Black	Titan Black/Shetland	●	●	●	●	●	●	●	-	●	●
Quartz/Quartz (JW)	Black	Titan Black/Quartz	●	●	●	●	●	●	●	-	●	●
'Alltrack' cloth seat centre section with Alcantara side bolsters Standard on Alltrack models												
Titan Black (TW)	Black	Titan Black/Titan Black	●	●	●	●	●	●	●	-	●	●
'Jacara Grey' cloth Standard on GTD models												
Titan Black (TW)	Black	Titan Black/Titan Black	●	-	●	●	-	●	●	-	●	●
'Race' cloth seat centre section with grey Alcantara side bolsters Standard on R models												
Titan Black (TW)	Black	Titan Black/Titan Black	●	-	●	●	-	-	●	●	●	●
'Vienna' leather*† Optional on Match Edition models												
Black (TW)	Black	Titan Black/Titan Black	○	○	○	○	○	○	○	-	○	-
Shetland (XW)	Black	Titan Black/Shetland	○	○	○	○	○	○	○	-	○	-
Marrakesh (YW)	Black	Titan Black/Titan Black	○	○	-	○	-	○	○	-	○	-
'Vienna' leather*† Optional on GT models												
Black (TW)	Black	Titan Black/Titan Black	○	○	○	○	○	○	○	-	○	○
Shetland (XW)	Black	Titan Black/Shetland	○	○	○	○	○	○	○	-	○	○
Marrakesh (YW)	Black	Titan Black/Titan Black	○	○	-	○	-	○	○	-	○	○
'Vienna' leather*† Optional on Alltrack models												
Black (TW)	Black	Titan Black/Titan Black	○	○	-	○	○	○	○	-	○	○
Marrakesh (YW)	Black	Titan Black/Titan Black	○	○	-	○	○	○	○	-	○	○
'Vienna' leather*† Optional on GTD models												
Black (TW)	Black	Titan Black/Titan Black	○	-	○	○	-	○	○	-	○	○
'Vienna' leather*† Optional on R models												
Black (TW)	Black	Titan Black/Titan Black	○	-	○	○	-	-	○	○	○	○
'Carbon/Nappa' leather*† Optional on R models												
Anthracite (TW)	Black	Titan Black/Titan Black	○	-	○	○	-	-	○	○	○	○
Grey (IB)	Black	Titan Black/Titan Black	○	-	○	○	-	-	○	○	○	○

* Pure White and Tornado Red non-metallic, metallic, metallic signature, pearl effect, premium signature paints and leather upholstery are optional at extra cost. † Some parts of leather interior will contain artificial leather. ● Standard. ○ Optional at extra cost. - Not available.
1 Pure White non-metallic paint is non-chargeable on GTD and R models.

There's a Volkswagen for all of us.

Nippy city run around? Luxurious executive saloon? Open-top cruiser? Whatever it is you're looking for, we probably have it. From the iconic Beetle and Golf GTI to the compact up!, there's a Volkswagen for everyone.

If you're thinking you might like to try a different Volkswagen, there are over 20 models in our range, so there's bound to be at least one that catches your eye.



Sporty

Golf: As exciting to drive as it is to look at. Style, performance and power.

You will also find our sporty gene in the iconic Golf GTD, Golf GTI Clubsport Edition 40 and Golf R.



Spacious family cars

Sharan: The ultimate in convenience with sliding rear doors, and enough space for the whole family. And their luggage. And the dogs.

If it's space you're after, then you might also like to consider the Tiguan, Golf SV, Golf Estate, Touran and Passat Estate.



Style

Beetle: The original icon. And still the most unique way to make a fashion statement.

For more fun with the top down, why not consider the Beetle Cabriolet.



City run around

up!: The ideal city car. Fun, easy to manoeuvre and surprisingly spacious, with that trademark Volkswagen solidity.

If you're looking for something slightly more spacious, then why not consider the up!'s bigger sibling, the Polo. City run around practicality with more versatility and even more space can be found on the iconic Golf.



Executive

Volkswagen CC: Perfectly turned out high-tech, executive luxury. A contemporary, stylish and innovative coupé.

All the luxury you need can also be found in the Jetta, and executive comfort in the Passat and Passat Estate – winner of 'European Car of the Year 2015'.



4x4

Touareg: The SUV just got smarter. True four by four capability off-road, and smooth, luxurious and powerful when on it, with four wheel drive technology, '4MOTION' as standard.

Go everywhere, do anything in our four wheel drive alternatives: Golf Alltrack, Tiguan and Passat and Passat Estate 4MOTION models.

To see these models and configure your ideal Volkswagen, visit: www.volkswagen.co.uk

TECHNICAL SPECIFICATION – PETROL

	S 1.2 ltr TSI 85 PS BlueMotion Technology	Match BlueMotion Edition 1.0 ltr TSI 115 PS	S, Match Edition 1.4 ltr TSI 125 PS BlueMotion Technology	GT 1.4 ltr TSI 150 PS BlueMotion Technology	R 2.0 ltr TSI 300 PS 4MOTION BlueMotion Technology
Engine					
Engine type	4 cylinder petrol	3 cylinder petrol	4 cylinder petrol	4 cylinder petrol	4 cylinder petrol
Cubic capacity, ltrs/cc	1.2/1197	1.0/999	1.4/1395	1.4/1395	2.0/1984
Max. output, PS ⁽⁰¹⁾ /kW	85/63	115/85	125/92	150/110	300/221
at rpm	4300-5300	5000-5500	5000-6000	5000-6000	5500-6200
Max. torque, lbs.ft/Nm	118/160	148/200	148/200	184/250	280/380
at rpm	1400-3500	2000-3500	1400-4000	1500-3500	1800-5500
Gearbox	5-spd manual	6-spd manual	6-spd manual	6-spd manual	–
	–	7-spd auto DSG	7-spd auto DSG	7-spd auto DSG	6-spd auto DSG
Weights, kgs					
Manual gearbox:					
Unladen weight ⁽⁰²⁾	1285	1280	1322	1353	–
Gross vehicle weight	1820	1790	1880	1890	–
Payload ⁽⁰²⁾	610	585	633	612	–
Axle load limit: Front	900	900	920	930	–
Rear	970	940	1010	1010	–
Automatic DSG gearbox:					
Unladen weight ⁽⁰²⁾	–	1310	1347	1368	1574
Gross vehicle weight	–	1810	1900	1910	2080
Payload ⁽⁰²⁾	–	575	628	617	581
Axle load limit: Front	–	920	940	950	1070
Rear	–	940	1010	1010	1060
Trailer load limits, kgs ⁽⁰³⁾					
Braked 12% incline:					
Manual gearbox	1100	1100	1400	1500	–
Automatic DSG gearbox	–	1100	1400	1500	–
Unbraked:					
Manual gearbox	640	640	660	670	–
Automatic DSG gearbox	–	650	670	680	–
Towbar load limit	80	80	80	80	–
Max. roof load	75	75	75	75	75

	S 1.2 ltr TSI 85 PS BlueMotion Technology	Match BlueMotion Edition 1.0 ltr TSI 115 PS	S, Match Edition 1.4 ltr TSI 125 PS BlueMotion Technology	GT 1.4 ltr TSI 150 PS BlueMotion Technology	R 2.0 ltr TSI 300 PS 4MOTION BlueMotion Technology
Performance					
Top speed, mph (km/h), where the law permits					
Manual gearbox	112 (180)	127 (204)	127 (205)	135 (218)	–
Automatic DSG gearbox	–	127 (204)	127 (205)	135 (218)	155 (250)
Acceleration, secs 0 – 62mph					
Manual gearbox	12.6	10.1	9.5	8.6	–
Automatic DSG gearbox	–	10.1	9.5	8.6	5.1
ABI insurance group, 1 - 50	7E	13E	16E, 14E	15E	34E
Environmental information					
Fuel grade, minimum	Unleaded, 95 RON	Unleaded, 95 RON	Unleaded, 95 RON	Unleaded, 95 RON	Unleaded, 98 RON
Fuel tank capacity, galls/ltrs ⁽⁰⁵⁾	11/50	11/50	11/50	11/50	12/55
Official fuel consumption					
manual gearbox,					
mpg/ltr per 100km ⁽⁰⁶⁾					
Urban	45.6/6.2 ⁽⁰⁶⁾	51.4/5.5 ⁽⁰⁶⁾	40.9/6.9 ⁽⁰⁶⁾	41.5/6.8 ⁽⁰⁶⁾	–
Extra-urban	67.3/4.2 ⁽⁰⁶⁾	72.4/3.9 ⁽⁰⁶⁾	64.2/4.4 ⁽⁰⁶⁾	62.8/4.5 ⁽⁰⁶⁾	–
Combined	56.5/5.0 ⁽⁰⁶⁾	62.8/4.5 ⁽⁰⁶⁾	53.3/5.3 ⁽⁰⁶⁾	52.3/5.4 ⁽⁰⁶⁾	–
Official fuel consumption					
automatic DSG gearbox,					
mpg/ltr per 100km ⁽⁰⁶⁾					
Urban	–	51.4/5.5 ⁽⁰⁶⁾	45.6/6.2 ⁽⁰⁶⁾	44.8/6.3 ⁽⁰⁶⁾	32.1/8.8 ⁽⁰⁶⁾
Extra-urban	–	68.9/4.1 ⁽⁰⁶⁾	64.2/4.4 ⁽⁰⁶⁾	62.8/4.5 ⁽⁰⁶⁾	45.6/6.2 ⁽⁰⁶⁾
Combined	–	61.4/4.6 ⁽⁰⁶⁾	55.4/5.1 ⁽⁰⁶⁾	55.4/5.1 ⁽⁰⁶⁾	39.2/7.2 ⁽⁰⁶⁾
Official CO ₂ emission, g/km					
Manual gearbox ⁽⁰⁶⁾	115 ⁽⁰⁶⁾	105 ⁽⁰⁶⁾	123 ⁽⁰⁶⁾	123 ⁽⁰⁶⁾	–
Automatic DSG gearbox ⁽⁰⁶⁾	–	107 ⁽⁰⁶⁾	118 ⁽⁰⁶⁾	118 ⁽⁰⁶⁾	168 ⁽⁰⁶⁾
Emission class	EURO 6	EURO 6	EURO 6	EURO 6	EURO 6
Noise, dB					
Manual gearbox	71.0	TBA	73.0	72.0	–
Automatic DSG gearbox	–	TBA	72.0	70.0	74.0

TECHNICAL SPECIFICATION – DIESEL

Engine	S 1.6 ltr TDI 90 PS BlueMotion Technology	S, Match Edition† 1.6 ltr TDI 110 PS BlueMotion Technology	Alltrack 1.6 ltr TDI 110 PS 4MOTION BlueMotion Technology	Match Edition 2.0 ltr TDI 150 PS BlueMotion Technology	GT 2.0 ltr TDI 150 PS BlueMotion Technology	Alltrack 2.0 ltr TDI 150 PS 4MOTION BlueMotion Technology	GTD 2.0 ltr TDI 184 PS BlueMotion Technology	Alltrack 2.0 ltr TDI 184 PS 4MOTION BlueMotion Technology
Engine type	4 cylinder diesel	4 cylinder diesel	4 cylinder diesel	4 cylinder diesel	4 cylinder diesel	4 cylinder diesel	4 cylinder diesel	4 cylinder diesel
Cubic capacity, ltrs/cc	1.6/1598	1.6/1598	1.6/1598	2.0/1968	2.0/1968	2.0/1968	2.0/1968	2.0/1968
Max. output, PS ⁽⁰¹⁾ /kW	90/66	110/81	110/81	150/110	150/110	150/110	184/135	184/135
at rpm	2750-4600	3200-4000	3250-4000	3500-4000	3500-4000	3500-4000	3500-4000	3500-4000
Max. torque, lbs.ft/Nm	170/230	184/250	184/250	251/340	251/340	251/340	280/380	280/380
at rpm	1400-2000	1500-3000	1500-3000	1750-3000	1750-3000	1750-3000	1750-3250	1750-3250
Gearbox	5-spd manual	5-spd manual	6-spd manual	6-spd manual	6-spd manual	6-spd manual	6-spd manual	–
	–	7-spd auto DSG†	–	6-spd auto DSG	6-spd auto DSG	–	6-spd auto DSG	6-spd auto DSG
Weights, kgs								
Manual gearbox:								
Unladen weight ⁽⁰²⁾	1395	1395	1544	1436	1436	1555	1475	–
Gross vehicle weight	1920	1930	2040	1970	1970	2050	2000	–
Payload ⁽⁰²⁾	600	610	571	609	609	570	600	–
Axle load limit: Front	1000	1010	1040	1010	1010	1050	1040	–
Rear	970	970	1050	1010	1010	1050	1010	–
Automatic DSG gearbox:								
Unladen weight ⁽⁰²⁾	–	1412	–	1454	1454	–	1495	1584
Gross vehicle weight	–	1940	–	1990	1990	–	2020	2080
Payload ⁽⁰²⁾	–	603	–	611	611	–	600	571
Axle load limit: Front	–	1030	–	1030	1030	–	1060	1080
Rear	–	960	–	1010	1010	–	1010	1050
Trailer load limits, kgs ⁽⁰³⁾								
Braked 12% incline:								
Manual gearbox	1400	1500	1700	1600	1600	2000	1600	–
Automatic DSG gearbox	–	1500	–	1600	1600	–	1600	2000
Unbraked:								
Manual gearbox	690	690	750	710	710	750	730	–
Automatic DSG gearbox	–	700	–	720	720	–	740	750
Towbar load limit	80	80	80	80	80	80	80	80
Max. roof load	75	75	75	75	75	75	75	75

† Seven speed automatic gearbox only available on Match Edition models.

	S 1.6 ltr TDI 90 PS BlueMotion Technology	S, Match Edition† 1.6 ltr TDI 110 PS BlueMotion Technology	Alltrack 1.6 ltr TDI 110 PS 4MOTION BlueMotion Technology	Match Edition 2.0 ltr TDI 150 PS BlueMotion Technology	GT 2.0 ltr TDI 150 PS BlueMotion Technology	Alltrack 2.0 ltr TDI 150 PS 4MOTION BlueMotion Technology	GTD 2.0 ltr TDI 184 PS BlueMotion Technology	Alltrack 2.0 ltr TDI 184 PS 4MOTION BlueMotion Technology
Performance								
Top speed, mph (km/h), where the law permits								
Manual gearbox	116 (186)	122 (196)	116 (187)	135 (218)	135 (218)	129 (207)	144 (231)	–
Automatic DSG gearbox	116 (186)	122 (196)	–	134 (216)	134 (216)	–	142 (229)	136 (219)
Acceleration, secs 0 – 62mph								
Manual gearbox	12.9	11.0	12.1	8.9	8.9	8.9	7.9	–
Automatic DSG gearbox	12.9	11.0	–	8.9	8.9	–	7.9	7.8
ABI insurance group, 1 - 50	10E	13E, 11E	10E	17E	17E	17E	26E	20E
Environmental information								
Fuel grade, minimum	Diesel ⁽⁰⁴⁾	Diesel ⁽⁰⁴⁾	Diesel ⁽⁰⁴⁾	Diesel ⁽⁰⁴⁾	Diesel ⁽⁰⁴⁾	Diesel ⁽⁰⁴⁾	Diesel ⁽⁰⁴⁾	Diesel ⁽⁰⁴⁾
Fuel tank capacity, galls/ltrs ⁽⁰⁵⁾	11/50	11/50	11/50	11/50	11/50	11/50	11/50	11/50
Official fuel consumption								
manual gearbox,								
mpg/ltr per 100km ⁽⁰⁶⁾								
Urban	61.4/4.6 ⁽⁰⁶⁾	61.4/4.6 ⁽⁰⁶⁾	47.9/5.9 ⁽⁰⁶⁾	54.3/5.2 ⁽⁰⁶⁾	53.3/5.3 ⁽⁰⁶⁾	48.7/5.8 ⁽⁰⁶⁾	54.3/5.2 ⁽⁰⁶⁾	–
Extra-urban	78.5/3.6 ⁽⁰⁶⁾	78.5/3.6 ⁽⁰⁶⁾	64.2/4.4 ⁽⁰⁶⁾	74.3/3.8 ⁽⁰⁶⁾	72.4/3.9 ⁽⁰⁶⁾	65.7/4.3 ⁽⁰⁶⁾	70.6/4.0 ⁽⁰⁶⁾	–
Combined	70.6/4.0 ⁽⁰⁶⁾	70.6/4.0 ⁽⁰⁶⁾	56.5/5.0 ⁽⁰⁶⁾	65.7/4.3 ⁽⁰⁶⁾	64.2/4.4 ⁽⁰⁶⁾	58.9/4.8 ⁽⁰⁶⁾	64.2/4.4 ⁽⁰⁶⁾	–
Official fuel consumption								
automatic DSG gearbox,								
mpg/ltr per 100km ⁽⁰⁶⁾								
Urban	–	62.8/4.5 ⁽⁰⁶⁾	–	53.3/5.3 ⁽⁰⁶⁾	52.3/5.4 ⁽⁰⁶⁾	–	49.6/5.7 ⁽⁰⁶⁾	50.4/5.6 ⁽⁰⁶⁾
Extra-urban	–	76.3/3.7 ⁽⁰⁶⁾	–	67.3/4.2 ⁽⁰⁶⁾	67.3/4.2 ⁽⁰⁶⁾	–	65.7/4.3 ⁽⁰⁶⁾	62.8/4.5 ⁽⁰⁶⁾
Combined	–	70.6/4.0 ⁽⁰⁶⁾	–	62.8/4.5 ⁽⁰⁶⁾	61.4/4.6 ⁽⁰⁶⁾	–	58.9/4.8 ⁽⁰⁶⁾	57.6/4.9 ⁽⁰⁶⁾
Official CO ₂ emission, g/km								
Manual gearbox ⁽⁰⁶⁾	103 ⁽⁰⁶⁾	103 ⁽⁰⁶⁾	130 ⁽⁰⁶⁾	110 ⁽⁰⁶⁾	112 ⁽⁰⁶⁾	125 ⁽⁰⁶⁾	115 ⁽⁰⁶⁾	–
Automatic DSG gearbox ⁽⁰⁶⁾	–	104 ⁽⁰⁶⁾	–	119 ⁽⁰⁶⁾	120 ⁽⁰⁶⁾	–	125 ⁽⁰⁶⁾	129 ⁽⁰⁶⁾
Emission class	EURO 6	EURO 6	EURO 6	EURO 6	EURO 6	EURO 6	EURO 6	EURO 6
Noise, dB								
Manual gearbox	70.0	72.0	69.0	72.0	72.0	71.0	68.0	–
Automatic DSG gearbox	–	70.0	–	70.0	70.0	–	68.0	68.0

TECHNOLOGY AND DIMENSIONS

Technical specification notes

- 01) The maximum power output figures are quoted in PS (or Pferdestärke, which is the metric equivalent of horsepower). To convert from metric to imperial horsepower, divide the PS figure by 1.0139.
- 02) Figures are calculated in accordance with manufacturer's criteria. The individual unladen weight depends on the specification of the vehicle, this then reduces the possible payload accordingly. The unladen weight and payload both include the fuel tank 90% full, driver (68kg) and luggage (7kg) in line with EU directive 95/48. Unladen weight shown refers to 3-door models. The unladen weight of 5-door models will increase by 30kg.
- 03) With increasing altitude the engine performance diminishes. From 1,000m above sea level and for every 1,000m thereafter 10% of the vehicle/trailer weight (trailer weight + gross vehicle weight) must be deducted.
- 04) The use of 100% RME and FAME (bio diesel) is not possible. Forecourt diesel with up to 7% bio diesel content, adhering to standard BS EN 590, can be used in diesel engines. The use of ethanol in forecourt petrol meeting BS EN 228 is allowable.
- 05) The size of the fuel tank is approximate and therefore it may be possible to add a greater amount of fuel than the size of the tank specified, due to the space in the filler neck.
- 06) Fuel consumption and CO₂ figures are obtained under standardised EU test conditions (Directive 93/116/EEC). This allows a direct comparison between different manufacturer models but may not represent the actual fuel consumption achieved in 'real world' driving conditions. More information is available on the Volkswagen website at www.volkswagen.co.uk and at www.dft.gov.uk/vca. The weight of a vehicle will influence the level of CO₂ emissions it produces; as a result, vehicles with higher levels of specification and factory-fitted options may emit higher levels of CO₂. Choosing larger alloy wheels than those fitted as standard may result in increased fuel consumption as well as higher CO₂ emissions and subsequently an increased Vehicle Excise Duty (VED) band. BIK rates paid by company car drivers may also increase. In some instances, the recommended 'On the road' retail price paid for a vehicle may increase as a result of the increased VED rate. CO₂ is the main greenhouse gas responsible for global warming. The specifications contained in this brochure are for information purposes only and are subject to change.

Transmission

- Electronic differential lock, combined with a hydraulically operated single-plate dry clutch with asbestos-free lining via a six or seven speed automatic DSG gearbox
- Front wheel drive through asbestos-free single-plate dry clutch. Hydraulic clutch-mechanism. Five or six speed manual, six or seven speed automatic DSG gearbox with double joint half axles (wet clutch on six speed DSG models)
- Four wheel drive (R and Alltrack only) with electronically controlled multi-plate clutch. Hydraulically operated single-plate dry clutch with asbestos-free lining via a six speed manual or six speed auto DSG gearbox with double joint half axles (wet clutch on six speed DSG models)

Running gear

- ESC (Electronic Stability Control) including EDL (Electronic Differential Lock), ASR (Traction Control) and Countersteer Support
- Front suspension through coil springs with telescopic shock absorbers, all elements integrated in chassis legs
- Rear suspension with gas pressure shock absorbers and separate springs
- Twist beam rear axle (1.0 litre TSI 115 PS, 1.2 litre TSI 85 PS, 1.6 litre TDI 90 PS, 1.6 litre TDI 110 PS)
- Multilink rear axle (1.4 litre TSI 125 PS, 1.4 litre TSI 150 PS, 2.0 litre TSI 300 PS, 2.0 litre TDI 150 PS, 2.0 litre TDI 184 PS)
- Wheel control: front through chassis legs and (lower) triangular wishbones (directionally stabilising steering roll radius)
- Wheel control: rear through four-link suspension with independent wheel suspension
- Front and rear anti-roll bar
- XDS electronic differential lock
- XDSPlus electronic differential lock (2.0 litre TSI 300 PS, 2.0 litre TDI 184 PS – not 4MOTION)

Steering

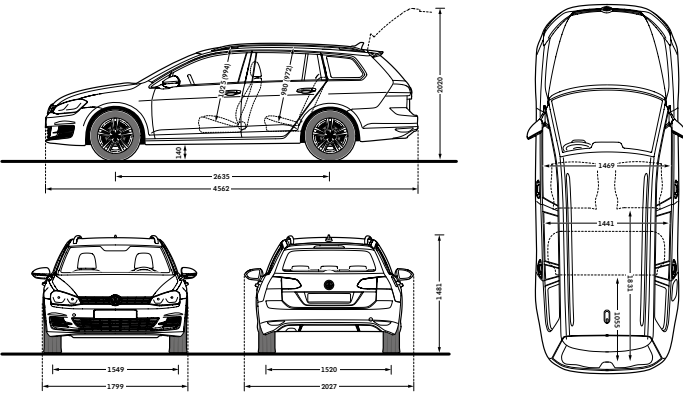
- Electro-mechanical steering rack
- Collapsible, height and lengthways adjustable safety steering column

Brakes

- Electronically controlled Anti-lock Braking System (ABS) with Electronic Brake-pressure Distribution (EBD)
- Diagonal twin-circuit brake system with ventilated front disc brakes and rear disc brakes
- Asbestos-free brake pad
- HBA (Hydraulic Brake Assist)

Engines

- Front transverse-installed engine
- 1.2 litre/85 PS ⁽⁰¹⁾ (63 kW) petrol engine: EU6 emissions standard, four cylinder in-line direct injection engine, with two valves per cylinder. Fitted with a turbocharger module with electric boost pressure regulation. Available with a five speed manual transmission
- 1.0 litre/115 PS ⁽⁰¹⁾ (85 kW) petrol engine: EU6 emissions standard, three cylinder in-line direct injection engine. Available with a six speed manual or a seven speed automatic DSG transmission
- 1.4 litre/125 PS ⁽⁰¹⁾ (92 kW) petrol engine: EU6 emissions standard, four cylinder in-line direct injection turbocharged engine, with four valves per cylinder. Fitted with a turbocharger. Available with a six speed manual or a seven speed automatic DSG transmission
- 1.4 litre/150 PS ⁽⁰¹⁾ (110 kW) petrol engine: EU6 emissions standard. Available with a six speed manual or a seven speed automatic DSG transmission
- 2.0 litre/300 PS ⁽⁰¹⁾ (221 kW) petrol engine: EU6 emissions standard, four cylinder in-line direct injection turbocharged engine. Fitted with four valves per cylinder and a turbocharger. Available with a six speed automatic DSG transmission
- 1.6 litre/90 PS ⁽⁰¹⁾ (66 kW) common rail diesel engine: EU6 emissions standard, four cylinder in-line turbocharged engine, with four valves per cylinder. Fitted with a turbocharger and a DPF (diesel particulate filter). Available with a five speed manual transmission
- 1.6 litre/110 PS ⁽⁰¹⁾ (81 kW) common rail diesel engine: EU6 emissions standard, four cylinder in-line common rail diesel engine, with four valves per cylinder. Fitted with a turbocharger and a DPF (diesel particulate filter). Available with a five and six speed manual or a seven speed automatic DSG transmission
- 2.0 litre/150 PS ⁽⁰¹⁾ (110 kW) common rail diesel engine: EU6 emissions standard, four cylinder in-line common rail diesel engine, with four valves per cylinder. Fitted with a turbocharger and a DPF (diesel particulate filter). Available with a six speed manual or a six speed automatic DSG transmission
- 2.0 litre/184 PS ⁽⁰¹⁾ (135 kW) common rail diesel engine: EU6 emissions standard, four cylinder in-line common rail diesel engine, with four valves per cylinder. Available with a six speed manual or a six speed automatic DSG transmission



Exterior dimensions	S, Match Edition, Match BlueMotion Edition, GT
Length, mm	4562
Width – including door mirrors, mm	2027
Height – mm	1481
Height – opened tailgate/floor, mm	2020
Wheelbase, mm	2635
Turning circle, m	10.9

Interior dimensions	
Effective headroom – front, mm (with sunroof)	1025 (994)
Effective headroom – rear, mm (with sunroof)	980 (972)
Interior width, front, mm	1469
Interior width, rear, mm	1441

Maximum luggage capacity, litres VDA measuring method using 200 x 100 x 50mm blocks	
With rear seats upright	605
With rear seats folded	1620

Figures shown are for standard specification models. The addition of certain factory-fitted options and/or accessories may affect some of the dimensions shown. On illustrations, where arrows and figures are shown inside of the vehicle, the measurements are for interior dimensions. Where arrows and figures are shown outside of the vehicle, the measurements are for exterior dimensions.

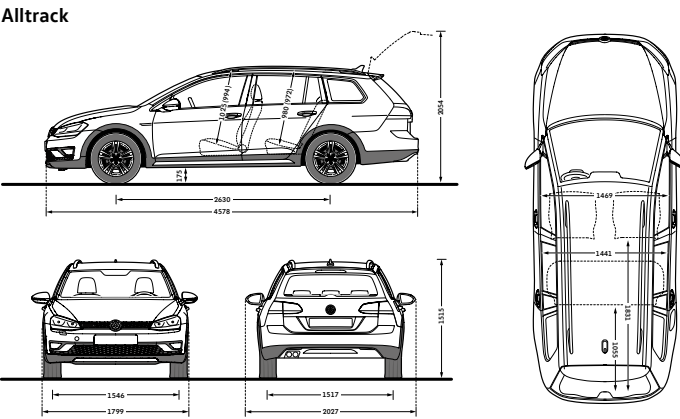
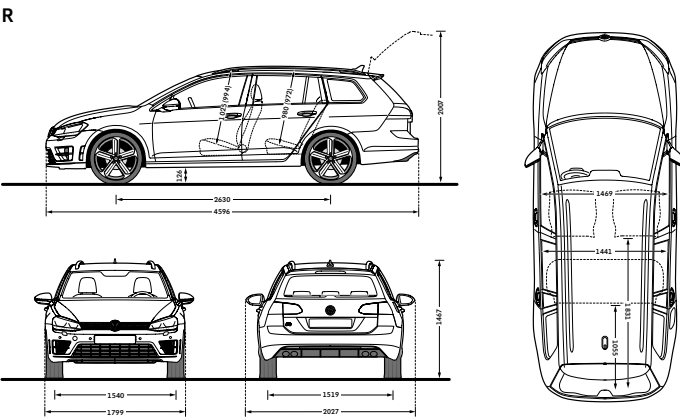
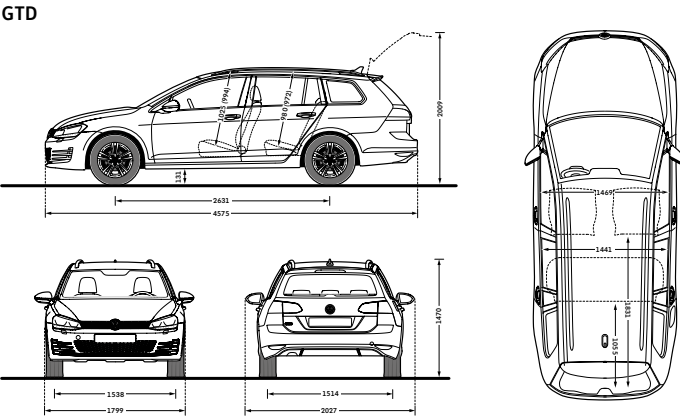
DIMENSIONS (CONTINUED)

Exterior dimensions	GTD	R	Alltrack
Length, mm	4575	4596	4578
Width – including door mirrors, mm	2027	2027	2027
Height – mm	1470	1467	1515
Height – opened tailgate/floor, mm	2009	2007	2054
Wheelbase, mm	2631	2630	2630
Turning circle, m	10.9	10.9	10.9

Interior dimensions			
Effective headroom – front, mm (with sunroof)	1025 (994)	1025 (994)	1025 (994)
Effective headroom – rear, mm (with sunroof)	980 (972)	980 (972)	980 (972)
Interior width, front, mm	1469	1469	1469
Interior width, rear, mm	1441	1441	1441

Maximum luggage capacity, litres VDA measuring method using 200 x 100 x 50mm blocks			
With rear seats upright	605	605	605
With rear seats folded	1620	1620	1620

Figures shown are for standard specification models. The addition of certain factory-fitted options and/or accessories may affect some of the dimensions shown.



On illustrations, where arrows and figures are shown inside of the vehicle, the measurements are for interior dimensions. Where arrows and figures are shown outside of the vehicle, the measurements are for exterior dimensions.

CO₂ EMISSIONS AND VED BANDS WITH OPTIONAL WHEELS

Effect of wheel size on CO₂ emissions and VED bands
Choosing larger alloy wheels than standard as an option, may result in increased fuel consumption as well as higher CO₂ emissions and subsequently increased Vehicle Excise Duty (VED) band. The BIK rates paid by company car drivers may also increase. This is due to the fact that larger wheels have both more aerodynamic drag and more mechanical drag, resulting in increased rolling resistance and increased wind resistance. As a result, the VED band that the vehicle falls into may increase from its original VED band when fitted with standard size wheels. In some instances, the recommended ‘On the road’ retail price paid for the vehicle may increase as a result of the increased VED rate. The chart below shows CO₂ emissions and the related VED bands for vehicles with both standard-fit wheels and larger optional alloy wheels.

			Output, PS	Standard wheel size	CO ₂ emission, g/km*, standard wheels	VED band, standard wheels	Optional alloy wheel and size	CO ₂ emission, g/km*, optional alloy wheels	VED band, optional wheels
5-door estate range									
S	1.2 ltr TSI BMT	5 speed manual	85	15"	115*	C	15" Lyon	115*	C
	1.4 ltr TSI BMT	6 speed manual	125	15"	123*	D	15" Lyon	123*	D
	1.4 ltr TSI BMT	7 speed auto DSG	125	15"	118*	C	15" Lyon	118*	C
	1.6 ltr TDI BMT	5 speed manual	90	15"	103*	B	15" Lyon	103*	B
	1.6 ltr TDI BMT	5 speed manual	110	15"	103*	B	15" Lyon	103*	B
Match Edition	1.4 ltr TSI BMT	6 speed manual	125	16"	123*	D	17" Madrid, 17" Singapore	125*	D
	1.4 ltr TSI BMT	7 speed auto DSG	125	16"	118*	C	17" Madrid, 17" Singapore	120*	C
	1.6 ltr TDI BMT	5 speed manual	110	16"	103*	B	17" Madrid, 17" Singapore	105*	B
	1.6 ltr TDI BMT	7 speed auto DSG	110	16"	104*	B	17" Madrid, 17" Singapore	106*	B
	2.0 ltr TDI BMT	6 speed manual	150	16"	110*	B	17" Madrid, 17" Singapore	TBA	TBA
	2.0 ltr TDI BMT	6 speed auto DSG	150	16"	119*	C	17" Madrid, 17" Singapore	120*	C
Match BlueMotion Edition	1.0 ltr TSI BM	6 speed manual	115	16"	105*	B	N/A	N/A	N/A
	1.0 ltr TSI BM	7 speed auto DSG	115	16"	107*	B	N/A	N/A	N/A
GT	1.4 ltr TSI BMT	6 speed manual	150	17"	123*	D	17" Geneva, 17" Singapore, 18" Marseille	123*	D
	1.4 ltr TSI BMT	7 speed auto DSG	150	17"	118*	C	17" Geneva, 17" Singapore, 18" Marseille	118*	C
	2.0 ltr TDI BMT	6 speed manual	150	17"	112*	C	17" Geneva, 17" Singapore, 18" Marseille	112*	C
	2.0 ltr TDI BMT	6 speed auto DSG	150	17"	120*	C	17" Geneva, 17" Singapore, 18" Marseille	120*	C
Alltrack	1.6 ltr TDI BMT 4MOTION	6 speed manual	110	17"	130*	D	18" Canyon	130*	D
	2.0 ltr TDI BMT 4MOTION	6 speed manual	150	17"	125*	D	18" Canyon	125*	D
	2.0 ltr TDI BMT 4MOTION	6 speed auto DSG	184	17"	129*	D	18" Canyon	129*	D
GTD	2.0 ltr TDI BMT	6 speed manual	184	18"	115*	C	N/A	N/A	N/A
	2.0 ltr TDI BMT	6 speed auto DSG	184	18"	125*	D	N/A	N/A	N/A
R	2.0 ltr TSI BMT 4MOTION	6 speed auto DSG	300	18"	168*	H	19" Pretoria	168*	H

* Fuel consumption and CO₂ figures are obtained under standardised EU test conditions (Directive 93/116/EEC). This allows a direct comparison between different manufacturer models but may not represent the actual fuel consumption achieved in ‘real world’ driving conditions. More information is available on the Volkswagen website at www.volkswagen.co.uk and at www.dft.gov.uk/vca. Please note: the increase in VED rate that is payable is in addition to the cost of the optional alloy wheels. Please consult your Volkswagen retailer for full details. [BMT refers to BlueMotion Technology.](#) [BM refers to BlueMotion.](#)

VOLKSWAGEN SERVICE

Exclusions and terms and conditions apply to all warranties and plans listed. For pricing and further details of Volkswagen Warranties and Service Plans, please consult your authorised Volkswagen retailer or repairer, or visit www.volkswagen.co.uk

The Volkswagen Warranty

Three-year Warranty

All Volkswagen passenger cars come with a three-year/60,000 miles warranty, which protects your car against the failure of most technical and electrical components due to manufacturing defects. This comprises a two-year manufacturer's warranty with unlimited mileage plus a further one-year/60,000 miles (whichever is soonest) Retailer Warranty¹. Should the mileage exceed 60,000 miles within the first two years, the manufacturer's two-year warranty will still be valid. Full details of the three-year warranty are available from your authorised Volkswagen retailer or repairer.

Body Protection Warranty

The internal body sections and panels of the Golf Estate are covered against rusting through from the inside for 12 years. Naturally, the vehicle must be cared for in compliance with the manufacturer's operating instructions. Please consult your authorised Volkswagen retailer or repairer for full warranty details.

Three-year Paintwork Warranty

This latest paintwork warranty, pioneered by Volkswagen, provides you with cover on a new car. Naturally, during the warranty period the car must be cared for in compliance with the manufacturer's operating instructions. Any paintwork defects, as a result of the manufacturing process, will be rectified without charge.

Approved Accessories

A comprehensive range of accessories from alloy wheels to carpet mats is available to complement the factory-fitted option list. Volkswagen approved accessories purchased from and fitted by your authorised Volkswagen retailer at the point of vehicle sale will also benefit from the three-year vehicle warranty.

Extended Warranty

If you order the Volkswagen Extended Warranty as an option when buying your new Golf Estate then you get the 100% Volkswagen Warranty and you can continue to enjoy comprehensive Volkswagen protection against many unforeseeable repair costs. Designed to your needs, you can purchase an extra one or two year's warranty up to a maximum of five years or 90,000 miles.

Service Intervals

Volkswagen is pleased to offer you a choice on how your Volkswagen is serviced. The appropriate selection is entirely dependent on how the car is likely to be driven and its general use. To help you identify which type of service would be most suitable, please refer to the following guide.

The Fixed Service is recommended for vehicles that will cover less than 10,000 miles in 12 months and if the vehicle is likely to be used in the following way:

- Predominantly urban driving, short journeys with frequent cold starts.
- Activities regularly producing high engine loading, e.g. frequent hill climbs, driving with vehicle fully loaded and towing.
- Uneconomical driving style using high rpms with heavy acceleration and heavy braking.

The service intervals for the Fixed Service are as follows:

- Oil change service – After 1 year or 10,000 miles (15,000km), whichever is soonest.
- Inspection service² – First after 2 years or 20,000 miles (30,000km), then every one year or 20,000 miles (30,000km), whichever is soonest.

The Flexible Service is recommended for vehicles with daily mileage of more than 25 miles where the vehicle is driven regularly mainly on longer distance journeys. The vehicle is driven mainly at a constant speed with minimum vehicle and engine loading, minimal towing and driven in an economical manner.

With the Flexible Service the vehicle can cover anywhere between 10,000³ and a maximum of 20,000³ miles or 24 months (whichever is soonest) between oil changes.

The service intervals for the Flexible Service are as follows:

- Oil change service – According to flexible service interval display (after 2 years at the latest).
- Inspection service² – First after 2 years or 20,000 miles (30,000km), then every one year or 20,000 miles (30,000km), whichever is soonest.

The up! model is only available with the Fixed Service schedule. Please consult your authorised Volkswagen retailer or repairer for advice and full details.

Please note: If you purchase a Volkswagen Fixed Price Service Plan your vehicle will follow the Fixed Service schedule.

Volkswagen Insurance⁴

We want you to start enjoying your new car from day one and thanks to Volkswagen free 5 day insurance, you can. Call free on 0330 303 6930 (lines are open Monday to Friday 8am – 9pm and Saturday 9am – 5pm), provide a few details and a cover note will be sent to your retailer. They will then tax your car and you can drive it away.

Volkswagen Insurance⁵

Get three years' Volkswagen Insurance cover for free. Another great benefit of being a Volkswagen driver. If your Volkswagen was damaged in an accident, wouldn't you want it fixed by a Volkswagen trained technician using only genuine Volkswagen parts? Insurance is Volkswagen's accident and repair cover which does exactly that. It works alongside your main comprehensive motor insurance policy no matter who you are insured with, to make sure you get the quality repair and service you would want. If you're involved in an accident or your car is stolen, just one call to us and we'll look after your claim from start to finish ensuring your Volkswagen is restored to the highest standard.

Activate your cover and benefit from:

- A guarantee that your Volkswagen will be repaired by a Volkswagen approved repairer and Volkswagen trained technicians, using only genuine Volkswagen parts and paints.
- A dedicated Claims Manager who will manage your claim from start to finish, liaising with your insurer and the repairer so you don't have to.
- Help to recover any uninsured losses using our Legal Expenses Cover.
- Online claims tracking so you can keep up to date with the status of any claim.

Volkswagen Insurance is free to all Volkswagen customers for three years and it only takes a minute to get cover. To find out more and to activate your cover, visit volkswagen-insurance.co.uk

Volkswagen Finance⁶

Volkswagen Finance specialises in providing funding solutions for Volkswagen drivers. Whether your Volkswagen is for private or business use, you can choose from a range of funding options.

- Solutions – a Personal Contract Plan
- Hire purchase
- Lease purchase
- Finance lease
- Contract hire

With all Volkswagen Finance products you can choose a fixed-cost maintenance plan to help you budget for your servicing and maintenance costs. No matter what finance product you choose, your local Volkswagen retailer will be able to provide you with a personalised quote that could meet your budget and vehicle needs.

Fuel consumption and CO₂ Emissions

Fuel consumption and CO₂ figures are obtained under standardised EU test conditions (Directive 93/116/EEC). This allows a direct comparison between different manufacturer models but may not represent the actual fuel consumption achieved in 'real world' driving conditions. More information is available on the Volkswagen website at www.volkswagen.co.uk and at www.dft.gov.uk/vca. The weight of a vehicle will influence the level of CO₂ emissions it produces; as a result, vehicles with higher levels of specification and factory-fitted options may emit higher levels of CO₂. Choosing larger alloy wheels than those fitted as standard may result in increased fuel consumption as well as higher CO₂ emissions and subsequently an increased Vehicle Excise Duty (VED) band. BIK rates paid by company car drivers may also increase. In some instances, the recommended 'On the road' retail price paid for a vehicle may increase as a result of the increased VED rate. CO₂ is the main greenhouse gas responsible for global warming. The specifications contained in this brochure are for information purposes only and are subject to change.

Volkswagen Roadside Assistance

Every new car is registered for Volkswagen Roadside Assistance for one year except the Touareg which is registered for three years. This provides vehicle roadside and home recovery in the unlikely event of a breakdown in the UK and Europe (subject to conditions). Volkswagen Roadside Assistance can also be purchased for subsequent years. For full details, please contact your authorised Volkswagen retailer. Exclusions and terms and conditions apply. For pricing and further details of Volkswagen Roadside Assistance, please consult your authorised Volkswagen retailer, or visit www.volkswagen.co.uk

Tax Free Sales

For full details, please contact your authorised Volkswagen retailer.

Please note:

Some illustrations in this brochure do not necessarily reflect UK specifications and may not be available. In particular, controls and some items of equipment are positioned differently for the UK. The specifications contained in this brochure are for information purposes only and are subject to change. If you require any specific feature, you must consult your authorised Volkswagen retailer who is regularly updated with any change in specification. Please check model availability and full specification details with your authorised Volkswagen retailer prior to ordering. Note: we would like to advise you that telephone calls to Volkswagen Customer Care may be monitored and recorded as part of our training and quality assurance processes. All our monitoring and recording processes meet Ofcom regulations.

¹ All warranty work must be completed by an authorised Volkswagen retailer or repairer.
² The inspection service first at 3 years (or 40,000 miles) and then every second year (or 40,000 miles) has additional workscope.
³ The quoted mileage is based on a conversion from kilometres and is therefore unlikely to exceed circa 18,000 miles between oil changes.
⁴ Volkswagen Financial Services is a trading name of Volkswagen Financial Services (UK) Limited ('VWFS UK'). Registered in England and Wales number: 2835230. Registered Office: Brunswick Court, Yeomans Drive, Blakelands, Milton Keynes MK14 5LR. Financial and consumer credit services are provided by VWFS UK. Annual insurance credit is provided by Ageas Retail Limited. Volkswagen Motor Insurance from VWFS UK is sold and administered by Ageas Retail Limited, registered in England and Wales number: 1324965. Registered Office: Ageas House, Hampshire Corporate Park, Templars Way, Eastleigh, Hampshire SO53 3YA. VWFS UK and Ageas Retail Limited are not part of the same corporate group.

⁵ Insurance from Volkswagen Financial Services is sold and administered by Lawshield UK Limited, registered in England number: 3360532 (registered office: Lawshield House, 850 Ibis Court, Lakeside Drive, Centre Park, Warrington, Cheshire WA1 1RL) and underwritten by UK General Insurance Limited on behalf of Ageas Insurance Limited, registered in England number: 354568 (registered office: Ageas House, Tollgate, Eastleigh, Hampshire SO53 3YA).
⁶ Finance is available to 18s and over, subject to status. Terms and conditions apply. Volkswagen Finance.

The Golf Estate

Volkswagen Information Service. Telephone: 0800 333 666

Internet: www.volkswagen.co.uk

© Volkswagen Group United Kingdom Limited 2016.

Issue: 21 December 2016.



facebook.com/VolkswagenUK



[@UKVolkswagen](https://twitter.com/UKVolkswagen)



youtube.com/user/ukvolkswagen