

# GOLF. DAS AUTO.

Volkswagen Information Service. Telephone: 0800 333 666  
Internet: [www.volkswagen.co.uk](http://www.volkswagen.co.uk)  
© Volkswagen Group United Kingdom Limited 2013.  
Issue: 1 December 2013. Printed in UK.  
PVW291NEWGF



[facebook.com/VolkswagenUK](https://facebook.com/VolkswagenUK)



[@UKVolkswagen](https://twitter.com/UKVolkswagen)



[youtube.com/UKVolkswagen](https://youtube.com/UKVolkswagen)



Das Auto.

# GOLF. DAS AUTO.





<b>03</b>	THE GOLF.
<b>08</b>	DESIGN.
<b>16</b>	GOLF S.
<b>18</b>	NEW GOLF BLUEMOTION.
<b>20</b>	GOLF SE.
<b>22</b>	GOLF GT.
<b>24</b>	GOLF GTD.
<b>26</b>	GOLF GTI.
<b>28</b>	NEW GOLF R.
<b>32</b>	THINK BLUE.
<b>34</b>	ENGINES AND GEARBOXES.
<b>36</b>	SAFETY.
<b>42</b>	EQUIPMENT.
<b>50</b>	WHEELS.
<b>52</b>	PAINT.
<b>54</b>	UPHOLSTERY.
<b>55</b>	COMBINATIONS.
<b>58</b>	TECHNICAL SPECIFICATION.
<b>62</b>	TECHNOLOGY.
<b>63</b>	DIMENSIONS.
<b>66</b>	VOLKSWAGEN SERVICE.



Model shown is Golf GT with optional Bi-xenon headlights, 18" 'Serron' alloy wheels and metallic paint.



WHEN SOMEONE SEES  
**SOMETHING BEAUTIFUL,**  
THEIR PUPILS DILATE BY UP TO 20%.



Model shown is Golf GT with optional metallic paint.



IN ONE SECOND A PERSON CAN  
PROCESS JUST **SIX WORDS.**  
OR, AN ENTIRE IMAGE.

MORE AERODYNAMIC, MORE ATHLETIC AND  
MORE ELEGANT. BUT STILL UNMISTAKABLY A GOLF.



Model shown is Golf GTI with optional GTI Performance pack and Oryx White premium paint.





Iconic down to the last detail: the body-coloured door mirrors are now mounted stylishly on the lower window line, allowing an extra triangular window to improve all-round vision. Integrated rear lights blend harmoniously with the bodywork, creating a powerful presence.



Model shown is Golf GT with optional Bi-xenon headlights and metallic paint.





OVER A LIFETIME,  
THE AVERAGE PERSON WILL  
TAKE DETOURS OF NEARLY  
**15,000 MILES.**

YOU CAN ENJOY EVERY ONE – THANKS TO THE  
EXCEPTIONAL LEVELS OF COMFORT, QUALITY,  
FUNCTIONALITY AND SPACIOUSNESS IN THE GOLF.

Interior shown is Golf GT DSG with optional Discover Navigation Pro touch-screen navigation/DVD radio system,  
climate control – 2Zone electronic air conditioning, 'Vienna' leather upholstery and metallic paint.





When it comes to functionality and ergonomics, the Golf excels. For a more controlled, intense driving experience, the newly designed centre console is angled slightly towards the driver. This ensures both the touch-screen of the new infotainment system and the controls for the air conditioning and heating are easy to reach, with every switch and display intuitively to hand, exactly where you would expect it to be. And yet again, we're raising the benchmark in workmanship and finish, with chrome-plated surrounds on controls and switches, depending which model you select. All of which ensures the Golf not only looks good, but feels good too – the true test of quality.

Image shown is for illustrative purposes only and does not show the actual field of vision.

## A PERSON'S CENTRAL FIELD OF VISION COVERS JUST 30 DEGREES.

IN THE GOLF, THE DASHBOARD AND CENTRE CONSOLE ARE ANGLED TOWARDS THE DRIVER, ENSURING ALL CONTROLS ARE OPTIMALLY POSITIONED AND INFORMATION IS CLEARLY IN VIEW.



Interior shown is Golf GT DSG with optional Discover Navigation Pro touch-screen navigation/DVD radio system, 'Vienna' leather upholstery, climate control – 2Zone electronic air conditioning and metallic paint.





Model shown is Golf GT with optional 18" 'Serron' alloy wheels, panoramic sunroof and metallic paint.



Closed, half open or fully open, the optional electric panoramic sliding/tilting glass sunroof opens up a world of possibilities. The long glass roof merges into the windscreen, so that you are almost completely surrounded by sky and the sweep of the horizon. When open, you can enjoy fresh air even at high speeds without the worry of turbulence; and when closed, the sunroof reflects 99% of UV radiation, 92% of heat and 90% of light thanks to the optimised insulation. Should the sun get too hot or the sky too grey, simply close the integrated roller blind, even if the sunroof is open, allowing in draught-free ventilation. Optional on SE, GT, GTD, GTI and R models.

DIRECT **SUNLIGHT**  
INCREASES HUMAN ENDORPHIN  
PRODUCTION 8-FOLD.

MORE LIGHT, MORE AIR, MORE ATMOSPHERE: THE OPTIONAL PANORAMIC ELECTRIC SLIDING/TILTING GLASS SUNROOF INCREASES DRIVING FUN THREE TIMES OVER.



# GOLF S

## EQUIPMENT

The Golf S offers better performance, greater safety and a higher level specification than ever before. Key features include the new Composition Media system with 5.8 inch colour touch-screen, DAB digital radio receiver, Bluetooth telephone connection\*, multifunction computer and manual air conditioning fitted as standard, ensuring an exceptional driving experience. Inside, 'Dark Rhodium Fine' decorative inserts in the dash and door panels complement the stylish and durable 'Salt' cloth upholstery. Safety features such as Automatic Post-Collision Braking System, tyre pressure loss indicator and XDS electronic differential lock for improved traction and handling make your journey even safer and more enjoyable, while remote central locking, electric front windows and an electronic parking brake make for a more convenient journey. The distinctive black radiator grille and front air intake, halogen clear headlights with daytime running lights, and heat insulating green tinted glass exude style and charisma, epitomised by the sleek tornado line running down the side of the Golf. 15 inch wheel trims and twin exhaust tailpipe (122 PS engines only) complete the look. However, the Golf doesn't just have great looks and lots of specification, it also packs in great technology to help you save fuel. Already more fuel efficient than its predecessor it features a Start/Stop function, visual gear change recommendation and battery regeneration (recuperation – energy recovery during braking), so it's kinder to your wallet.

**01** Manual **air conditioning** ensures a pleasant cabin temperature throughout, with the selected temperature reached quickly and efficiently and then regulated.

**02** The **Composition Media system** is equipped with a 5.8 inch colour touch-screen, DAB digital radio receiver, glovebox-mounted single CD player, MDI (Multi Device Interface) with iPod connection cables including the latest generation Lightning to 30-pin adaptor, SD card reader, and also features title and cover art display.

**03** Distinctive **halogen clear headlights** set into the stylish black radiator grille, along with the new design air intake and body-coloured bumpers create a character that's unmistakably Golf.

\* Phones must be Bluetooth compatible, please contact your authorised Volkswagen retailer for specific phone compatibility.



Interior shown is Golf S with optional metallic paint.





# NEW GOLF BLUEMOTION

## EQUIPMENT

The new Golf BlueMotion is one of the world's most economical family cars, setting a new benchmark in fuel efficiency, as well as delivering all the Golf's traditional attributes of comfort, safety and practicality. A genuine five-seater, it returns an outstanding 88.3mpg on the Combined fuel cycle\*, which means, based on an annual driving distance of around 9,300 miles, it potentially requires refuelling just ten times a year, making it an ideal family choice. It also produces greatly reduced CO<sub>2</sub> emissions of just 85g/km, representing 15% less than the previous generation Golf BlueMotion. These impressive figures are due to a whole raft of innovations, including longer gear ratios, Start/Stop function and battery regeneration system, and the outstanding 1.6 litre TDI 110 PS engine. Exceptional frugality and low emissions are not at the expense of style, and the new Golf BlueMotion is fitted with a higher level of specification than ever before. External styling includes 15 inch 'Lyon' alloy wheels, an aerodynamic black front air intake and radiator grille with distinctive blue stripe, and unique 'BlueMotion' badging, while performance is enhanced by the uniquely shaped C-pillar spoiler and roof spoiler, and sports suspension lowered by approximately 10mm. Inside, the new Golf BlueMotion is equipped with the same impressive features as the Golf S, including a multifunction computer, Bluetooth telephone connectivity†, and Composition Media system with large colour touch-screen and DAB digital radio receiver. 'Salt' cloth upholstery is durable and contemporary, enhanced by 'Dark Rhodium Fine' decorative inserts in the dash and door panels, while luxuries such as electric front windows, electronic parking brake, manual air conditioning and electrically heated and adjustable door mirrors enhance driving comfort.

**01** The **new Golf BlueMotion** has set a new benchmark of low emissions through a combination of enhanced aerodynamics such as the uniquely shaped C-pillar spoiler and rear roof spoiler, weight reduction and intelligent engineering refinements. These exemplary environmental credentials herald the new Golf BlueMotion with having the lowest CO<sub>2</sub> emission of any petrol or diesel driven vehicle in the Volkswagen range, at just 85g/km. Exterior shown is new Golf BlueMotion with optional metallic paint.

\* Please see pages 58-61 for CO<sub>2</sub> emissions and fuel consumption figures.

† Phones must be Bluetooth compatible, please contact your authorised Volkswagen retailer for specific phone compatibility.



Interior shown is new Golf BlueMotion with optional metallic paint.



# GOLF SE

## EQUIPMENT

More elegant, luxurious and flexible than ever, the Golf SE offers the highest levels of comfort and convenience you could ask for. Outside is characterised by stylish 16 inch 'Toronto' alloy wheels, with the chrome detailing on the front radiator grille and air intake continuing inside with the chrome-plated light switch surround. The interior is upholstered in 'Zoom/Micro' cloth and 'Brushed Dark Silver' decorative inserts adorn the dash and door panels. Standard features include front comfort seats with height and lumbar adjustment, a leather-trimmed three spoke multifunction steering wheel and gear knob, and an alarm with interior protection. Safety and security is enhanced with PreCrash preventive occupant protection and a Driver Alert system to advise you when to take a break. Also fitted as standard is Adaptive Cruise Control (ACC), which under certain conditions will maintain a distance to a car in front. ACC also includes Front Assist which uses radar sensors to monitor the traffic situation in front of your car and warn of a potential rear-end collision and the City emergency braking system will boost brake pressure should it be required. Driver profile selection allows you to choose the driving style you prefer and cruise control and speed limiter help take the strain out of your journey. A rain sensor and automatic dimming interior rear-view mirror, automatic coming/leaving home lighting function and, on 5-door models, rear electric windows are convenient additions. Finally, a 3.5 inch TFT multifunction computer will tell you everything you need to know about your trip, leaving you to enjoy your journey in the greatest of comfort.

**01** The 16 inch 'Toronto' alloy wheels give the exterior a dynamic look.

**02 Adaptive Cruise Control (ACC)** including Front Assist, radar sensor controlled distance monitoring system with City emergency braking system and cruise control offers you intelligent control of your driving speed by automatically adjusting acceleration and braking.

**03** The **Driver Alert system** monitors your driving behaviour or if you've been driving too long, it will advise you to take a break both acoustically and visually.

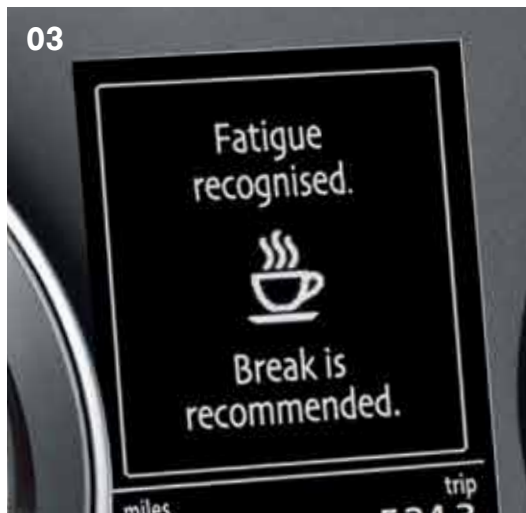
01



02



03



Interior shown is Golf SE with optional metallic paint.



# GOLF GT

## EQUIPMENT

Sporty, charismatic and refined, the Golf GT combines exclusivity with elegance, offering a driving experience that is second to none. Its exterior features stylish 17 inch 'Dijon' alloy wheels and sports suspension lowered by approximately 10mm, giving it more poise and sports appeal. Front fog lights with static cornering function add further style and safety, while the black front air intake, radiator grille with chrome trimmed inserts and roundel surround, and 65% light absorbing tinted glass from the B pillar backwards, are perfectly complemented by 'Cherry red' rear light clusters. Inside, front sports seats with height and lumbar adjustment upholstered with Alcantara seat centre sections and 'Global' cloth side bolsters perfectly complement the 'Cyclone' decorative inserts in the dash and door panels and 'Gloss Black' decorative inserts in the centre console. Standard equipment includes the Discover Navigation system with a 5.8 inch colour touch-screen which features preloaded European navigation data, Traffic Sign Display, branded points of interest, the choice of 2D or 2.5D view, plus all the functionality of the Composition Media system. Ambient lighting is created by lights in the front door armrests and light strips set below the trim in the front doors, and along with front and rear carpet mats and chrome detailing on the electric window and mirror switch surrounds, they enhance the already luxurious feel. Finally, front and rear parking sensors with optical parking display via the vehicle's audio system and electrically foldable door mirrors with reverse activated kerb-view adjustment on the passenger's door mirror provide extra convenience when parking.

**01** The **leather trimmed three-spoke multifunction steering wheel** enables you to change gears on DSG models using the paddle shift, and control such functions as Adaptive Cruise Control (ACC), radio, phone and the multifunction display without taking your hands off the wheel.

**02** The 17 inch '**Dijon**' alloy wheels complete with sports suspension, lowered by approximately 10mm, give the exterior a stylish and sporty look.

**03** The **front fog lights** including static cornering function improve visibility in poor driving conditions and are a stylish addition to the front of the Golf GT.



Interior shown is Golf GT DSG with optional Discover Navigation Pro touch-screen navigation/DVD radio system, climate control – 2Zone electronic air conditioning, 'Vienna' leather upholstery and metallic paint.



# GOLF GTD

## EQUIPMENT

The Golf GTD is the most powerful ever, raising the benchmark to a whole new level. And that's not all. It's more fuel efficient and emits less emissions than ever before, which means you can enjoy outstanding performance and be environmentally conscious. What better way to have fun? The phenomenal 184 PS engine accelerates from 0-62mph in just 7.5 seconds and returning an astounding 67.3mpg on the Combined fuel cycle\*, it's also the most fuel efficient ever. The eye-catching exterior of the GTD is built to impress; the 'GTD' styling pack – uniquely shaped front and rear bumpers and 'Black' honeycomb front air intake and radiator grille hint at its sporting prowess, while illuminated door sill protectors, lowered sports suspension and a prominent rear spoiler reinforce its capability. The positive stance of the 18 inch 'Nogaro' alloy wheels, chrome twin exhaust tailpipe and a rear diffuser confirm its race-inspired pedigree. Inside the GTD, hot Golf styling includes classic 'Jacara Grey' tartan sports seats, 'GTD' instrument cluster, 'Cyclone' decorative inserts, stainless steel pedals and stylish grey stitching on the leather trimmed multifunction steering wheel and gear knob gaiter. While climate control – 2Zone electronic air conditioning, front and rear parking sensors, ambient lighting and a Composition Media system, ensures total luxury. Why would you ever want to get out? It doesn't get cooler than this.

**01** The imposing style of the **18 inch 'Nogaro' alloy wheels** reinforcing the dynamic look of the Golf GTD.

**02** Confident and self-assured with its streamlined body shape, dynamic handling and sports suspension, the **Golf GTD** is a true sports performer.

\* Please see pages 58-61 for CO<sub>2</sub> emissions and fuel consumption figures.



Interior shown is Golf GTD with optional Discover Navigation Pro touch-screen navigation/DVD radio system.



01



02



# GOLF GTI

## EQUIPMENT

Often copied, never equalled; there has only ever been one Golf GTI. Now in its seventh generation, the Golf GTI remains true to itself, still retaining its iconic detail – the ‘Black’ honeycomb radiator and front air intake grilles, side skirts and gleaming chrome ‘GTI’ badge – but now with a modern twist. Like the traditional red stripe that now extends into the Bi-xenon headlights, 18 inch ‘Austin’ alloy wheels, ‘Red’ brake calipers, lowered sports suspension, unique ‘GTI’ badging and classic ‘Jacara Red’ tartan upholstery that shows unmistakably where it began. Not to mention faster acceleration, unprecedented power and exhilarating performance with the powerful 2.0 litre TSI 220 PS engine. And if that’s not enough, there is the anticipation of 350 Nm of torque. Specify the optional GTI Performance pack, and you gain up to 230 PS of power to get your adrenalin pumping even more.

**01** The optional **‘GTI Performance pack’** features larger brake discs, red brake calipers with ‘GTI’ logo, mechanical limited slip differential and an extra 10 PS, accelerating from 0-62mph in just 6.4 seconds.

**02 Gas discharge (Bi-xenon dipped and main beam headlights)** including static cornering function, automatic range adjustment, headlight washers, low washer fluid warning light and LED daytime running lights ensure your vehicle is visible to other road users in any weather.



Interior shown is Golf GTI with optional Discover Navigation touch-screen navigation/radio system, Winter pack and Oryx White premium paint.



# THE NEW GOLF R.

PURE ENERGY.



Model shown is new Golf R with optional 19" 'Pretoria' alloy wheels and metallic paint.



# NEW GOLF R


## EQUIPMENT

Inspired by the performance and technology of motorsport, the new Golf R delivers all the exhilaration, excitement and dynamic handling you could ask for. Then again, what more would you expect from the fastest ever Golf to date? The adrenalin buzz begins as soon as you see the 18 inch 'Cadiz' alloy wheels, 'Black' brake calipers, 'R' sports suspension, 'Black' rear diffuser and twin oval chrome exhaust tailpipes to the left and right. The distinctive 'R' styling pack with specially shaped front and rear bumpers and side sills and unique 'R' radiator grille with matt-chrome strip hint at the power within. 'R' badging, and matt-chrome door mirrors add to the thrill, while Bi-xenon headlights with static cornering function, automatic range adjustment and double 'U-shaped' LED daytime running lights complete the stunning visual impact. Inside, front sports seats with embroidered 'R' logo on the head restraints provide support and comfort while cornering, and the leather trimmed three-spoke multifunction steering wheel with 'R' logo gives the feel of a real sports performer. 'Race' cloth upholstery, 'Carbon-touch' decorative inserts on the dash and door panels and 'Gloss Black' decorative inserts in the centre console add style and luxury. Finally, the unique 'R' gear lever knob, 'R' instrument cluster with blue needles and 'R' design key reinforce the fact that this is no ordinary Golf. Prepare to be amazed.

**01** The 18 inch 'Cadiz' alloy wheels and lowered sports suspension give the look and feel of a true sports performer.

**02** Matt-chrome door mirrors are unique to the new Golf R, contributing even more to the sporty exterior of the new Golf R.

**03** The unique 'R' radiator grille with matt-chrome strip, 'R' badging and 'R' styling pack, featuring uniquely shaped front and rear bumpers and side sills create a streamlined, aerodynamic exterior that hints of the power and performance that awaits you.



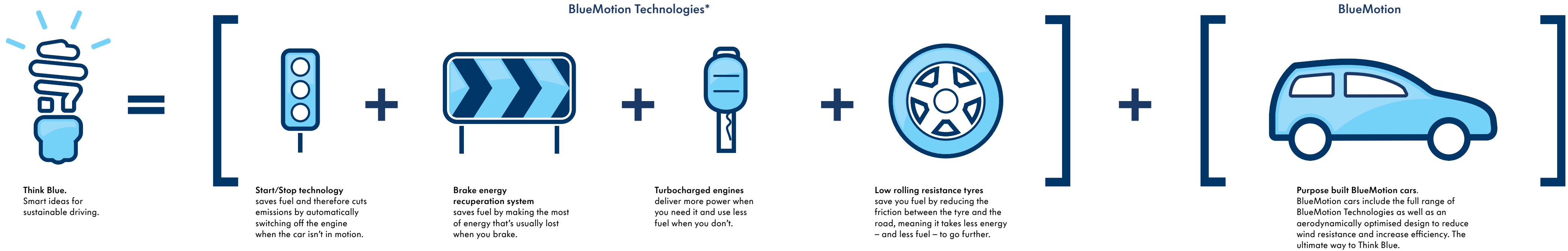
Interior shown is new Golf R DSG with optional Discover Navigation Pro touch-screen navigation/DVD radio system and 'Vienna' leather upholstery.



# Think Blue.

## Sustainability + Ingenuity.

‘Think Blue’ is Volkswagen’s promise to create progressive, environmentally friendly products and processes. So from our concepts to our designs, from our fabrics to our machines, from our buildings to our water supply, from our engines to the open road we can help shape a more sustainable future. We have already started by creating BlueMotion cars and efficient BlueMotion Technologies that save you money and reduce emissions.




\*BlueMotion Technologies are available on all Volkswagens, excluding Phaeton, and vary between models.




80% OF **PEOPLE** PREDOMINANTLY BREATHE THROUGH JUST ONE NOSTRIL IN ORDER TO SAVE ENERGY.

STATE-OF-THE-ART ROLE MODEL: THE ACT (ACTIVE CYLINDER TECHNOLOGY) CAN TEMPORARILY DEACTIVATE TWO CYLINDERS, SO THAT ONLY THE ENERGY TRULY NEEDED IS CONSUMED.

The introduction of ACT (Active Cylinder Technology) is a completely new feature in the Golf. When driving with an engine speed of between 1,000 and 4,000rpm and at speeds of up to approximately 80mph, where the law permits, two of the four cylinders can be completely, and imperceptibly deactivated, regardless of the gear you are in. This optimises the engine's efficiency and can ultimately reduce fuel consumption and CO<sub>2</sub> emissions by up to 9g/km, depending on the driving situation. ACT (Active Cylinder Technology) is only available with the 1.4 litre TSI 140 PS engine.



01



A HUMAN **HEART** WEIGHS APPROXIMATELY 0.5% OF THE AVERAGE BODY WEIGHT. BY AGE 80 IT WILL HAVE BEATEN AROUND 3 BILLION TIMES.

LIGHTER, MORE COMPACT, MORE EFFICIENT: THE NEW GENERATION OF TDI DIESEL AND TSI PETROL ENGINES.

The engines in the Golf provide the driving force behind 'Think Blue'. Thanks to their sophisticated, lightweight construction and BlueMotion Technology, each of these highly efficient, economical, low emission engines sets a benchmark in sustainable motoring.

**01 TDI diesel engines:** turbocharging combined with common rail direct injection technology ensures diesel engines are economical, powerful and surprisingly smooth. Choose from five diesel variants: from the new and compact 90 PS engine to the stalwart 105 PS engine; with the latest and most economical new Golf BlueMotion to date, 1.6 litre 110 PS returning 88.3mpg on the Combined fuel cycle\* with 85g/km CO<sub>2</sub> emissions and VED band A. Power and economy are encompassed in the 2.0 litre 150 PS returning 68.9mpg on the Combined fuel cycle\* with 106g/km CO<sub>2</sub> emissions; or for dynamic performance and style, choose the 184 PS engine on the Golf GTD with a Combined fuel cycle\* of 67.3mpg and 109g/km CO<sub>2</sub> emissions on 3-door models.

**02 TSI petrol engines:** a combination of downsizing, turbocharging and direct injection technology delivers maximum torque at low engine speeds, reducing fuel consumption and noise levels, while ensuring consistent power. Choose from two 1.2 litre or two 1.4 litre TSI variants. The 1.2 litre units: the 85 PS and 105 PS both returning 57.6mpg on the Combined fuel cycle\* with 113 and 114g/km CO<sub>2</sub> emissions respectively. The 1.4 litre units: the 1.4 litre 122 PS returning 54.3mpg on the Combined fuel cycle\* with 120g/km CO<sub>2</sub> emissions; or the ground-breaking 1.4 litre ACT 140 PS returning 60.1mpg on the Combined fuel cycle\* with 109g/km CO<sub>2</sub> emissions and VED band B. Enter the Golf GTI with two power levels; the standard 220 PS and optional uprated 230 PS engine, both with impressive torque of 350 Nm reaching 0-62mph in 6.5 and 6.4 seconds respectively. Finally, there is the new 2.0 litre TSI 300 PS engine, powering the new Golf R. A perfect blend of TSI technology, direct injection, downsizing and sophisticated turbocharging combine to produce the most powerful TSI engine ever to power the Golf R, with a torque figure of 380 Nm. Top speed is restricted to 155mph, where the law permits, and an exhilarating acceleration to 62mph in just 5.1 seconds.

02



02



\* Please see pages 58-61 for CO<sub>2</sub> emissions and fuel consumption figures.





#### PRECRASH PREVENTIVE OCCUPANT PROTECTION

This is a proactive passenger safety system that identifies a critical driving situation and automatically closes the electric windows and optional panoramic sunroof, as well as tensioning the front seat belts as a precautionary measure. Standard on SE, GT, GTD, GTI and R models. Optional on S and BlueMotion.

#### TRAFFIC SIGN DISPLAY

Traffic Sign Display uses preloaded data stored within the Golf's navigation system to advise you of speed restrictions on the road ahead. If traffic signs for the route you are currently travelling along are included in the data, they will be displayed in the map view. Standard on GT and optional on SE, GTD, GTI and R models. Traffic Sign Display is included in all navigation systems and part of the Lane Assist option.

#### LANE ASSIST

Lane Assist is a camera controlled warning system that warns the driver via an audible warning and steering wheel vibration if the vehicle is about to leave its chosen lane unintentionally. This also includes High Beam Assist and Traffic Sign Display\*. Optional on SE and GT models.

\* Lane Assist includes Traffic Sign Display when ordered in conjunction with Discover Navigation Pro touch-screen navigation/DVD radio system.

#### ADAPTIVE CRUISE CONTROL (ACC)

Adaptive Cruise Control (ACC), including Front Assist radar sensor controlled distance monitoring system, City emergency braking system, cruise control and speed limiter offers you intelligent control of your driving speed by automatically adjusting acceleration and braking. Whether around town or on the motorway, the system will adjust your speed to that of the vehicle in front, keep your specified distance, warn if you are approaching too fast and, in an emergency situation, generate enough braking force to reduce the severity of a collision or even prevent the collision entirely. Standard on SE, GT, GTD, GTI and R models.

#### AUTOMATIC POST-COLLISION BRAKING SYSTEM

Supported by the airbag sensors, the Automatic Post-Collision Braking System automatically initiates braking after the vehicle suffers a collision, and brakes for as long as necessary to reduce the speed of the vehicle to 6mph in order to prevent or minimise the severity of subsequent collisions. Standard on all models.

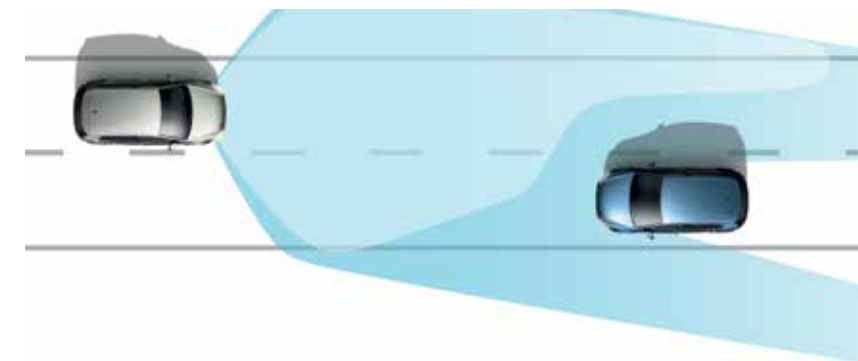
Model shown is Golf GT with optional 18" 'Serron' alloy wheels, panoramic sunroof and metallic paint.





THE HUMAN EYE TAKES ABOUT  
35 MINUTES TO ADJUST  
FULLY TO THE **DARK.**

THE GOLF'S INNOVATIVE LIGHTING SYSTEMS  
ADJUST TO THE AMBIENT CONDITIONS AND THE  
ROAD SITUATION WITHIN A FRACTION OF A SECOND,  
ENSURING OPTIMUM ROAD ILLUMINATION.



One of the new technologies available on the Golf is the optional **High Beam Assist** that ingeniously senses the lights from oncoming vehicles and automatically switches between dipped and main beam accordingly. It also senses vehicles you are approaching from the rear and ensures your main beam is dipped in order to avoid dazzling the vehicle in front. Optional on SE, GT, GTD, GTI and R models. Along with **Bi-xenon headlights including LED daytime running lights**, a defining characteristic of the Golf, optimum visibility ensures you can stay focused on the road ahead. Standard on GTD, GTI and R, and optional on GT models. R models get double 'U-shaped' LED daytime running lights as standard.

As a further option on SE and GT models, you can specify Bi-xenon headlights without LED daytime running lights should you wish.

Model shown is Golf GT with optional Bi-xenon headlights and metallic paint.



**01 The rear-view camera**, integrated behind the Volkswagen badge on the rear tailgate, displays the area behind your vehicle on the screen of the vehicle's audio system, helping you to manoeuvre into tight spaces quickly and easily. Auxiliary lines help you navigate safely into parking spaces, and thanks to the high resolution display, even small obstacles such as kerbs are clearly visible. Optional on all models. Image shown features optional Discover Navigation Pro touch-screen navigation/DVD radio system. Optional on SE, GT, GTD, GTI and R models.

**02 Front and rear parking sensors** assist parking manoeuvres by emitting both audible and visual signals, alerting the driver to any obstacles in the way. The closer you are to an obstacle the faster the sound frequency, while an optical parking display indicates your position in relation to obstacles on the screen of the vehicle's audio system. Standard on GT, GTD, GTI and R models. Optional on S, BlueMotion and SE models. Image shown features optional Discover Navigation Pro touch-screen navigation/DVD radio system. Optional on SE, GT, GTD, GTI and R models.

**03 Cruise control** with speed limiter, can be set at speeds of over 19mph to maintain a constant speed. Once set to your desired speed, you can focus on the road ahead, creating a more relaxed drive. Standard on SE, GT, GTD, GTI and R models. Optional on S and BlueMotion models.

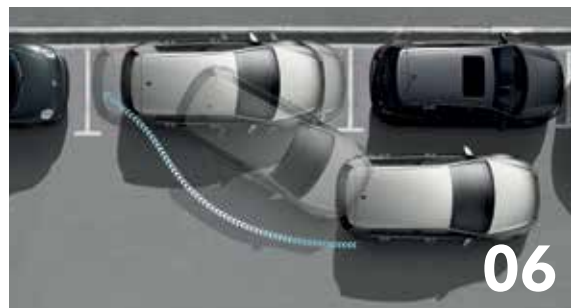
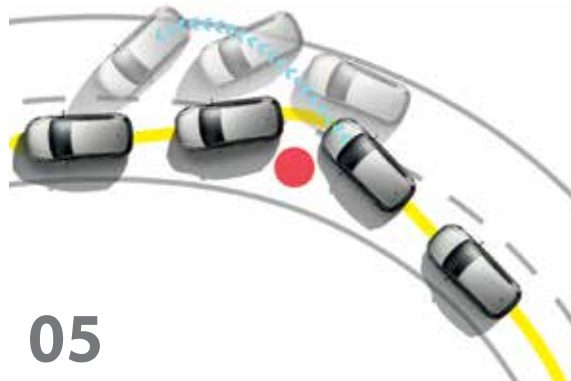
**04 Front fog lights\*** include static cornering function, which illuminates when indicating or turning at low speeds. It adds a great look to the front of the car and provides additional safety in poor driving conditions. Standard on GT models. Optional on S, BlueMotion and SE models.

**05 The Electronic Stability Control (ESC)** utilises sensors to detect critical situations at an early stage, reacting within milliseconds by controlling the speed of individual wheels, helping to bring the vehicle under control. Standard on all models.

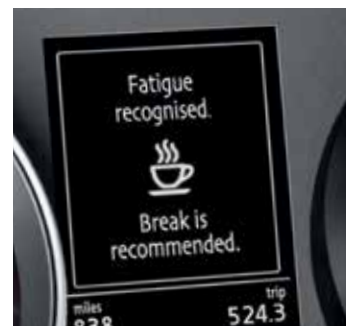
**06 The Park Assist** system not only makes parallel parking easier, but also helps you reverse park into a space at 90 degrees to the kerb. Using ultrasonic parking sensors, Park Assist will detect a parking space large enough for either bay or parallel parking. Once the vehicle is in reverse, all the driver has to do is operate the accelerator and brake, and keep a lookout, while the Golf steers itself into its chosen space. Optional on S, BlueMotion, SE, GT, GTD and GTI models.

**07 The comprehensive airbag system** includes curtain airbags for front and rear passengers, front seat side impact airbags, driver's and front passenger's airbags with passenger's airbag deactivation switch and a driver's knee airbag. Standard on all models. Side airbags and seat belt tensioners for rear passengers are available as an option on all 5-door models.

\* Front fog lights incorporating LED technology, but without static cornering function, are standard on GTD and GTI models.



A PERSON CAN FOCUS ON  
SOMETHING FOR AROUND 20 MINUTES  
BEFORE LOSING  
CONCENTRATION.



A tightly held steering wheel and erratic steering movements are the first signs of driver fatigue. If several of these signs appear one after the other, the **Driver Alert system** recommends taking a break via visual and acoustic signals, helping to keep you safe on long journeys. Standard on SE, GT, GTD, GTI and R models. Optional on S and BlueMotion models. Image shown features optional Discover Navigation Pro touch-screen navigation/DVD radio system. Optional on SE, GT, GTD, GTI and R models.



ON AVERAGE, DRIVERS GET DISTRACTED  
10 TIMES PER HOUR  
IN **TRAFFIC.**

WHETHER IT'S A BRIEF MOMENT OF INATTENTION OR ON A LONG JOURNEY WITH POOR VISIBILITY, IT'S EASY TO GET DISTRACTED WHILE DRIVING. TO HELP KEEP YOU SAFE AND PROVIDE SUPPORT IN CRITICAL SITUATIONS, A NUMBER OF DRIVER ASSISTANCE SYSTEMS CONTINUALLY ANALYSE YOUR JOURNEY AND INTERVENE WHERE NECESSARY.



Model shown is Golf GT with optional Bi-xenon headlights and metallic paint.





Interior shown is S.



Interior shown is SE.



Interiors shown are GT.

**01** The **Composition Media system** is equipped with a 5.8 inch colour touch-screen, DAB digital radio receiver, glovebox-mounted single CD player, MDI (Multi Device Interface) with iPod connection cables including the latest generation Lightning to 30-pin adaptor, and SD card reader. It facilitates music playback from MP3, WMA and AAC files and features title and compatible cover art display, 8 speakers front and rear, 4 x 20 watt output, a car menu and Eco HMI. Standard on all models except GT.

**02** The **Discover Navigation touch-screen navigation/radio system** builds upon the impressive Composition Media system, but with additional features enabling you to easily manage not only your music, but also navigation data, and a broad range of vehicle information. The system offers preloaded European navigation data, 2D/2.5D map view, three calculated route choices (Fast, Short and Eco), dynamic navigation based on TMC+, branded points of interest and Traffic Sign Display. It is also equipped with a proximity sensor that recognises in advance your intention to touch the screen and automatically adjusts the display mode. Standard on GT and optional on SE, GTD, GTI and R models.

**03** Leading the way to the future: The **Discover Navigation Pro touch-screen navigation/DVD radio system with voice control** represents the latest generation of infotainment systems and is as intuitive and simple to use as a smartphone or tablet. It features a large 8 inch colour touch-screen for navigation, DVD, CD and radio functions; DAB digital radio, 64 GB SSD hard drive, preloaded European navigation data, 3D map view, three calculated route choices (Fast, Short and Eco), dynamic navigation based on TMC+, branded points of interest, Traffic Sign Display, photo display from JPEG and PNG files and two SD card readers. As well as responding to spoken voice commands, it is also equipped with a proximity sensor that recognises in advance your intention to touch the screen and automatically adjusts the display mode to make it easier to use. Optional on SE, GT, GTD, GTI and R models. Interior shown is GT featuring optional climate control – 2Zone electronic air conditioning.





**01** The manual **air conditioning system** ensures a pleasant cabin temperature throughout, with the set temperature reached quickly and efficiently and automatically regulated. Standard on S, BlueMotion, SE and GT models.

**02** Climate control – **2Zone electronic air conditioning** with automatic air recirculation features dual zone temperature control for the driver and front passenger, allowing each to select their individual preferred temperature. A sensor monitors the outside air quality and if necessary automatically activates the air recirculation function. The air conditioning also cools the glovebox. Standard on GTD, GTI and R models. Optional on SE and GT models.

**03** The headlight cleaning system is part of the **Winter pack**, which also includes heated front seats, heated windscreen washer jets and a low washer fluid warning light. Optional on all models.

**04** **Heat insulating rear tinted glass** from the B pillar backwards absorbs 65% of light, helping to reduce exposure to the sun's rays whilst giving your Golf a sporty look. Standard on GT, GTD, GTI and R models. Optional on SE models. Model shown is SE with optional 17 inch 'Madrid' alloy wheels, heat insulating rear tinted glass and metallic paint.



01



02



03



04



**01 Adaptive Chassis Control (DCC)**

offers you a choice of three settings: Sport, Comfort or Normal. At the touch of a button, depending on your choice, the system adjusts the damping, enabling you to adapt your Golf to suit the road and your driving style. Optional on SE (not 105 PS and 122 PS), GT, GTD, GTI and R models.

**02 Ambient lighting** creates a pleasant interior atmosphere and enhances the sense of spaciousness. Lights in the front door armrests, light strips below the trim in front doors and reflectors in the front and rear doors form the luxurious feel. Standard on GT, GTD, GTI and R models.

**03 The Convenience pack** includes an automatic dimming interior rear-view mirror, automatic headlights on with coming/leaving home lighting function and rain sensor. Optional on S and BlueMotion models. Standard on SE, GT, GTD, GTI and R models.

**04 The leather trimmed three-spoke multifunction steering wheel**

enables you to change gears via the paddle shift (DSG only) and control such functions as Adaptive Cruise Control (ACC), cruise control, radio, phone and the multifunction display without taking your hands off the steering wheel. Optional on S and BlueMotion models. Standard on SE, GT, GTD, GTI and R models. Paddle shift is standard on GT, GTD, GTI and R models. Optional on SE models.

**05 The Mirror pack** includes electrically foldable door mirrors, door mirror puddle lights and reverse activated kerb-view adjustment on the passenger's door mirror. Optional on S, BlueMotion and SE models. Standard on GT, GTD, GTI and R models.

**06 Two remote folding keys** for the central locking enable you to open the doors at the touch of a button. Standard on all models.

01



02



03

04



05



06



Interior shown is Golf GT DSG with optional Discover Navigation Pro touch-screen navigation/DVD radio system, climate control – 2Zone electronic air conditioning, 'Vienna' leather upholstery and metallic paint.





**01** 6J x 15" **steel wheels** with 195/65 R15 tyres and wheel trims. Standard on S models.


**02** **'Lyon'** 6J x 15" alloy wheels with 195/65 R15 tyres and anti-theft wheel bolts. Standard on BlueMotion and optional on S models.

**03** **'Toronto'** 6½J x 16" alloy wheels with 205/55 R16 tyres and anti-theft wheel bolts. Standard on SE models.



**04** **'Dijon'** 7J x 17" alloy wheels with 225/45 R17 tyres and anti-theft wheel bolts. Standard on GT models.

**05** **'Nogaro'** 7½J x 18" alloy wheels with 225/40 R18 tyres and anti-theft wheel bolts. Standard on GTD models. Image shown features optional GTI Performance pack and Oryx White premium paint.



**08** **'Perth'** 6½J x 16" alloy wheels with 205/55 R16 tyres and anti-theft wheel bolts. Optional on S and BlueMotion models and also available on SE models as a no cost option.

**09** **'Geneva'** 7J x 17" alloy wheels with 225/45 R17 tyres and anti-theft wheel bolts. Optional on GT models.

**10** **'Madrid'** 7J x 17" alloy wheels with 225/45 R17 tyres, anti-theft wheel bolts and lowered sports suspension. Optional on SE models.

**11** **'Singapore'** 7J x 17" alloy wheels with 225/45 R17 tyres and anti-theft wheel bolts. Optional on SE and GT models. SE models also include lowered sports suspension.

**12** **'Serron'** 8J x 18" alloy wheels with 225/40 R18 tyres and anti-theft wheel bolts. Optional on GT models. Not available in conjunction with 1.4 ltr TSI ACT engines.

**13** **'Durban'** 7½J x 18" alloy wheels with 225/40 R18 tyres and anti-theft wheel bolts. Optional on GT models. Only available in conjunction with 1.4 ltr TSI ACT engines.

**14** **'Santiago'** 8J x 19" alloy wheels with 235/35 R19 tyres and anti-theft wheel bolts. Optional on GTD and GTI models. Not available in conjunction with optional panoramic sunroof.

**15** **'Pretoria'** 8J x 19" alloy wheels with 235/35 R19 tyres and anti-theft wheel bolts. Optional on R models.



PAINT.



Non-Metallic\*  
Pure White  
0Q



Non-Metallic  
Urano Grey  
5K



Non-Metallic  
Black  
A1



Non-Metallic  
Tornado Red  
G2



Metallic\*  
Carbon Grey  
1K



Metallic\*  
Sunset Red  
6K



Metallic\*  
Reflex Silver  
8E



Metallic\*  
Pacific Blue  
D5



Metallic\*  
Tungsten Silver  
K5



Metallic\*  
Lapiz Blue  
L9



Metallic\*  
Clearwater Blue  
P4



Metallic\*  
Limestone Grey  
Z1




Metallic\*  
Night Blue  
Z2



Pearl Effect\*  
Deep Black  
2T




Premium Paint\*  
Oryx White  
0R



\* Optional at extra cost. Please note: The print processes do not allow exact reproduction of the paint colours.





# HUMAN EMBRYOS DEVELOP A SENSE OF TOUCH IN THE SEVENTH WEEK.

ANTICIPATING THE GOLF ALREADY? THE INTERIOR IS DISTINGUISHED BY FINE MATERIALS AND OUTSTANDING WORKMANSHIP.

Standard on S and BlueMotion models.  
**01** ‘Salt’ cloth. **Titan Black**, TW  
  
Standard on SE models.  
**02** ‘Zoom/Micro’ cloth. **Titan Black**, TW  
**03** ‘Zoom/Micro’ cloth. **Shetland**, XW

Standard on GT models.  
**04** Alcantara seat centre section and ‘Global’ cloth side bolsters. **Titan Black/Quartz**, TW  
**05** Alcantara seat centre section and ‘Global’ cloth side bolsters. **Shetland/Shetland**, XW  
**06** Alcantara seat centre section and ‘Global’ cloth side bolsters. **Quartz/Quartz**, JW

Standard on GTD models.  
**07** ‘Jacara Grey’ cloth. **Titan Black**, TW

Standard on GTI models.  
**08** ‘Jacara Red’ cloth. **Black/Red**, TW

Standard on R models.  
**09** ‘Race’ cloth. **Titan Black** TW

Optional leather upholstery on SE and GT models.  
**10** ‘Vienna’ leather\*. **Black**, TW  
**11** ‘Vienna’ leather\*. **Shetland**, XW  
**12** ‘Vienna’ leather\*. **Marrakesh**, YW

Optional leather upholstery on GTD, GTI and R models.  
**13** ‘Vienna’ leather\*. **Black**, TW

Optional leather upholstery on R models.  
**14** ‘Carbon/Nappa’ leather\*. **Anthracite**, TW  
**15** ‘Carbon/Nappa’ leather\*. **Grey**, IB

\* Optional at extra cost. Some parts of leather interior will contain artificial leather.  
Please note: The print processes do not allow exact reproduction of the upholstery colours.

# COMBINATIONS.

	Carpet	Dashboard	Pure White OQ Non-Metallic*	Urano Grey 5K Non-Metallic	Black A1 Non-Metallic	Tornado Red G2 Non-Metallic	Carbon Grey 1K Metallic*	Sunset Red 6K Metallic*	Reflex Silver 8E Metallic*	Pacific Blue D5 Metallic*	Tungsten Silver K5 Metallic*	Lapiz Blue L9 Metallic*	Clearwater Blue P4 Metallic*	Limestone Grey Z1 Metallic*	Night Blue Z2 Metallic*	Deep Black 2T Pearl Effect*	Oryx White OR Premium Paint*
<b>‘Salt’ cloth    Standard on S</b> Titan Black (TW)	Black	Titan Black/Titan Black	●	●	●	●	–	●	●	●	●	–	–	●	●	●	–
<b>‘Salt’ cloth    Standard on BlueMotion models</b> Titan Black (TW)	Black	Titan Black/Titan Black	●	●	●	●	–	●	●	●	●	–	●	●	●	●	–
<b>‘Zoom/Micro’ cloth    Standard on SE models</b> Titan Black (TW) Shetland (XW)	Black Black	Titan Black/Titan Black Titan Black/Shetland	● ●	● ●	● ●	● ●	– –	● ●	● ●	● ●	● ●	– –	– –	● ●	● ●	● ●	– –
<b>Alcantara seat centre section and ‘Global’ cloth side bolsters    Standard on GT models</b> Titan Black/Quartz (TW) Shetland/Shetland (XW) Quartz/Quartz (JW)	Black Black Black	Titan Black/Titan Black Titan Black/Shetland Titan Black/Quartz	● ● ●	● ● ●	● ● ●	● ● ●	– – –	● ● ●	● ● ●	● ● ●	● ● ●	– – –	– – –	● ● ●	● ● ●	● ● ●	● ● ●
<b>‘Jacara Grey’ cloth    Standard on GTD models</b> Titan Black (TW)	Black	Titan Black/Titan Black	●	–	●	●	●	–	●	–	●	–	–	●	●	●	●
<b>‘Jacara Red’ cloth    Standard on GTI models</b> Black/Red (TW)	Black	Titan Black/Titan Black	●	–	●	●	●	–	●	–	●	–	–	●	●	●	●
<b>‘Race’ cloth    Standard on R models</b> Titan Black (TW)	Black	Titan Black/Titan Black	●	–	–	●	–	–	●	–	–	●	–	●	●	●	●
<b>‘Vienna’ leather*†    Optional on SE models</b> Black (TW) Shetland (XW) Marrakesh (YW)	Black Black Black	Titan Black/Titan Black Titan Black/Shetland Titan Black/Titan Black	○ ○ ○	○ ○ ○	○ ○ ○	○ ○ –	– – –	○ ○ –	○ ○ ○	○ ○ –	○ ○ ○	– – –	– – –	○ ○ ○	○ ○ ○	○ ○ ○	– – –
<b>‘Vienna’ leather*†    Optional on GT models</b> Black (TW) Shetland (XW) Marrakesh (YW)	Black Black Black	Titan Black/Titan Black Titan Black/Shetland Titan Black/Titan Black	○ ○ ○	○ ○ ○	○ ○ ○	○ ○ –	– – –	○ ○ ○	○ ○ ○	○ ○ –	○ ○ ○	– – –	– – –	○ ○ ○	○ ○ ○	○ ○ ○	○ ○ ○
<b>‘Vienna’ leather*†    Optional on GTD, GTI and R models</b> Black (TW)	Black	Titan Black/Titan Black	○	–	○	○	○	–	○	–	○	○ <sup>1</sup>	–	○	○	○	○
<b>‘Carbon/Nappa’ leather*†    Optional on R models</b> Anthracite (TW) Grey (IB)	Black Black	Titan Black/Titan Black Titan Black/Titan Black	○ ○	– –	– –	○ ○	– –	– –	○ ○	– –	– –	○ ○	– –	○ ○	○ ○	○ ○	○ ○

\* Pure White non-metallic, metallic, pearl effect and premium paints, and leather upholstery are optional at extra cost. † Some parts of leather interior will contain artificial leather. ● Standard. ○ Optional at extra cost. – Not available. 1 Lapiz Blue metallic is only available on R models.



# There's a Volkswagen for all of us.

Nippy city run around? Luxurious executive saloon? Open-top cruiser? Whatever it is you're looking for, we probably have it. From the iconic Beetle and Golf GTI to the up! and ultra-efficient BlueMotion Polo, there's a Volkswagen for everyone.

If you're thinking you might like to try a different Volkswagen, take a look at the selection below to see what else we have. There are 21 models in our range, so there's bound to be at least one that catches your eye.



## Efficient

Our **BlueMotion** models benefit from innovative energy-saving technology that helps you optimise fuel consumption and reduce harmful emissions. This includes low rolling resistance tyres and improved aerodynamics, accompanied with advanced engines and gearboxes. Choose from the BlueMotion Polo, Golf or Passat.

However, BlueMotion Technology can be found across our range where automatic Start/Stop technology and brake energy recuperation is standard on the majority of our engines, helping you to save more money by being more efficient.



## Spacious family cars

**Sharan:** The ultimate in convenience with sliding rear doors, and enough space for the whole family. And their luggage. And the dogs.

If it's space you're after, then you might also like to consider the Tiguan, Golf Estate, Touran and Passat Estate.



## Style

**Beetle:** The original icon. And still the most unique way to make a fashion statement.

For more fun with the top down, why not consider Beetle Cabriolet, Golf Cabriolet or Eos.



## City run around

**up!:** The ideal city car. Efficient, fun and surprisingly spacious, with that trademark Volkswagen solidity.

If you're looking for something slightly more spacious, then why not consider the up!'s bigger sibling, the Polo. City run around efficiency with more versatility and even more space can be found on the iconic Golf – winner of 'World Car of the Year 2013'.



## Executive

**Volkswagen CC:** Perfectly turned out high-tech, executive luxury. A contemporary, stylish and innovative coupé.

All the luxury you need can also be found in the top of the range Phaeton, and executive comfort in the Passat Saloon and Jetta.



## 4x4

**Touareg:** The SUV just got smarter. True four by four capability off-road, and smooth, luxurious and powerful when on it. Features four wheel drive technology, '4MOTION', as standard for optimum road grip, stability and control.

Go anywhere, do anything in our four wheel drive alternatives: Tiguan and Passat Alltrack.

To see these models and configure your ideal Volkswagen, visit: [www.volkswagen.co.uk](http://www.volkswagen.co.uk)



## Sporty

**Scirocco:** As exciting to drive as it is to look at. Style, performance and power.

You will also find our sporty gene in the iconic Golf GTD, GTI and R. Or for something more refined and elegant, there's the Eos too.



TECHNICAL SPECIFICATION.

	S	S	S, SE	GT	GTI	GTI Performance pack*	R
	1.2 ltr TSI 85 PS	1.2 ltr TSI 105 PS	1.4 ltr TSI 122 PS	1.4 ltr TSI ACT 140 PS	2.0 ltr TSI 220 PS	2.0 ltr TSI 230 PS	2.0 ltr TSI 300 PS
Engine							
Engine type	4 cylinder petrol	4 cylinder petrol	4 cylinder petrol	4 cylinder petrol	4 cylinder petrol	4 cylinder petrol	4 cylinder petrol
Cubic capacity, ltrs/cc	1.2/1197	1.2/1197	1.4/1390	1.4/1395	2.0/1984	2.0/1984	2.0/1984
Max. output, PS <sup>(01)</sup> /kW	85/63	105/77	122/90	140/103	220/162	230/169	300/221
at rpm	4300-5300	5000	5000	4500-6000	4500-6200	4700-6200	5500-6200
Max. torque, lbs.ft/Nm	118/160	129/175	148/200	184/250	258/350	258/350	280/380
at rpm	1400-3500	1550-4100	1800-4000	1500-3500	1500-4400	1500-4600	1800-5500
Gearbox	5-spd manual	6-spd manual	6-spd manual	6-spd manual	6-spd manual	6-spd manual	6-spd manual
	–	7-spd auto DSG	7-spd auto DSG	7-spd auto DSG	6-spd auto DSG	6-spd auto DSG	6-spd auto DSG
Weights, kgs							
Manual gearbox:							
Unladen weight <sup>(02)</sup>	1205	1210	1225	1270	1351	1382	1476
Gross vehicle weight	1720	1720	1720	1780	1820	1850	1960
Payload <sup>(02)</sup>	590	585	570	585	544	543	559
Axle load limit: Front	910	920	920	940	1000	1020	1050
Rear	860	850	850	890	870	880	960
Automatic DSG gearbox:							
Unladen weight <sup>(02)</sup>	–	1229	1249	1290	1370	1402	1495
Gross vehicle weight	–	1730	1750	1800	1840	1870	1980
Payload <sup>(02)</sup>	–	576	576	585	545	543	560
Axle load limit: Front	–	930	950	960	1020	1040	1070
Rear	–	850	850	890	870	880	960
Trailer load limits, kgs <sup>(03)</sup>							
Braked 12% incline:							
Manual gearbox	1100	1300	1400	1500	1600	1600	–
Automatic DSG gearbox	–	1300	1700	1500	1600	1600	–
Unbraked:							
Manual gearbox	600	600	610	630	670	690	–
Automatic DSG gearbox	–	610	620	640	680	700	–
Towbar load limit	80	TBA	80	80	80	80	–
Max. roof load	75	TBA	75	75	75	75	75

\* Optional at extra cost.

	S	S	S, SE	GT	GTI	GTI Performance pack*	R
	1.2 ltr TSI 85 PS	1.2 ltr TSI 105 PS	1.4 ltr TSI 122 PS	1.4 ltr TSI ACT 140 PS	2.0 ltr TSI 220 PS	2.0 ltr TSI 230 PS	2.0 ltr TSI 300 PS
Performance							
Top speed, mph (km/h), where the law permits							
Manual gearbox	111 (179)	119 (192)	126 (203)	131 (212)	152 (246)	155 (250)	155 (250)
Automatic DSG gearbox	–	119 (192)	126 (203)	131 (212)	151 (244)	154 (248)	155 (250)
Acceleration, secs 0 – 62mph							
Manual gearbox	11.9	10.2	9.3	8.4	6.5	6.4	5.1
Automatic DSG gearbox	–	10.2	9.3	8.4	6.5	6.4	4.9
ABI insurance group, 1 - 50	7E	11E	14E, 14E	17E	29E	29E	TBA
Environmental information							
Fuel grade, minimum	Unleaded, 95 RON	Unleaded, 95 RON	Unleaded, 95 RON	Unleaded, 95 RON	Unleaded, 95 RON	Unleaded, 95 RON	Unleaded, 98 RON
Fuel tank capacity, galls/ltrs <sup>(05)</sup>	11/50	11/50	11/50	11/50	11/50	11/50	12/55
Official fuel consumption							
manual gearbox, mpg/ltr per 100km <sup>(06)</sup>							
Urban	47.9/5.9	47.9/5.9	42.8/6.6 [41.5/6.8]	48.7/5.8 [47.9/5.9]	37.7/7.5	37.7/7.5	30.1/9.4 <sup>†</sup>
Extra-urban	67.3/4.2	65.7/4.3	65.7/4.3 [64.2/4.4]	67.3/4.2 [65.7/4.3]	55.4/5.1	55.4/5.1	47.9/5.9 <sup>†</sup>
Combined	57.6/4.9	57.6/4.9	54.3/5.2 [53.3/5.3]	60.1/4.7 [58.9/4.8]	47.1/6.0	47.1/6.0	39.8/7.1
Official fuel consumption							
automatic DSG gearbox, mpg/ltr per 100km <sup>(06)</sup>							
Urban	–	48.7/5.8	45.6/6.2	48.7/5.8	34.9/8.1	34.9/8.1	32.1/8.8 <sup>†</sup>
Extra-urban	–	62.8/4.5	65.7/4.3	68.9/4.1	53.3/5.3	52.3/5.4	47.9/5.9 <sup>†</sup>
Combined	–	56.5/5.0	56.5/5.0	60.1/4.7	44.1/6.4	44.1/6.4	40.9/6.9 <sup>†</sup>
Official CO <sub>2</sub> emission, g/km							
Manual gearbox <sup>(07)</sup>	113	114	120 [123]	109 [112]	139	139	165 <sup>†</sup>
Automatic DSG gearbox <sup>(07)</sup>	–	115	116	110	148	149	159 <sup>†</sup>
Emission class	EURO 5	EURO 5	EURO 5	EURO 5	EURO 6	EURO 6	EURO 6
Noise, dB							
Manual gearbox	TBA	TBA	TBA	TBA	72.0	72.0	TBA
Automatic DSG gearbox	–	TBA	TBA	TBA	74.0	74.0	TBA

Figures in [ ] are for 5-door models only.  
† The fuel consumption and CO<sub>2</sub> figures quoted are provisional figures which have yet to be confirmed. A change to the CO<sub>2</sub> figure may result in a change to the Manufacturer's Recommended 'On the road' Retail price. Please consult your Volkswagen retailer for full details.



TECHNICAL SPECIFICATION (CONTINUED).

	S	S, SE <sup>†</sup>	BlueMotion	SE, GT	GTD
	1.6 ltr TDI 90 PS	1.6 ltr TDI 105 PS	1.6 ltr TDI 110 PS	2.0 ltr TDI 150 PS	2.0 ltr TDI 184 PS
<b>Engine</b>					
Engine type	4 cylinder diesel	4 cylinder diesel	4 cylinder diesel	4 cylinder diesel	4 cylinder diesel
Cubic capacity, ltrs/cc	1.6/1598	1.6/1598	1.6/1598	2.0/1968	2.0/1968
Max. output, PS <sup>[01]</sup> /kW	90/66	105/77	110/81	150/110	184/135
at rpm	2750-4800	3000-4000	3200-4000	3500-4000	3500-4000
Max. torque, lbs.ft/Nm	170/230	184/250	184/250	236/320	258/350
at rpm	1400-2700	1500-2750	1500-3000	1750-3000	2500-5000
Gearbox	5-spd manual	5-spd manual	6-spd manual	6-spd manual	6-spd manual
	–	7-spd auto DSG <sup>†</sup>	–	6-spd auto DSG	6-spd auto DSG
<b>Weights, kgs</b>					
Manual gearbox:					
Unladen weight <sup>[02]</sup>	TBA	1295	1280	1354	1377
Gross vehicle weight	TBA	1800	1740	1860	1850
Payload <sup>[02]</sup>	TBA	580	535	581	548
Axle load limit: Front	TBA	1010	960	1030	1030
Rear	TBA	840	830	880	870
Automatic DSG gearbox:					
Unladen weight <sup>[02]</sup>	–	1313	–	1375	1395
Gross vehicle weight	–	1810	–	1880	1880
Payload <sup>[02]</sup>	–	572	–	580	560
Axle load limit: Front	–	1020	–	1050	1060
Rear	–	840	–	880	870
<b>Trailer load limits, kgs<sup>[03]</sup></b>					
Braked 12% incline:					
Manual gearbox	TBA	1500	1000	1600	1600
Automatic DSG gearbox	–	1500	–	1600	1600
Unbraked:					
Manual gearbox	TBA	640	630	670	680
Automatic DSG gearbox	–	650	–	680	690
Towbar load limit	TBA	80	80	80	80
Max. roof load	TBA	75	75	75	75

<sup>†</sup> Seven speed automatic gearbox only available on SE models.

	S	S, SE <sup>†</sup>	BlueMotion	SE, GT	GTD
	1.6 ltr TDI 90 PS	1.6 ltr TDI 105 PS	1.6 ltr TDI 110 PS	2.0 ltr TDI 150 PS	2.0 ltr TDI 184 PS
<b>Performance</b>					
Top speed, mph (km/h), where the law permits					
Manual gearbox	114 (185)	119 (192)	124 (200)	134 (216)	143 (230)
Automatic DSG gearbox	–	119 (192)	–	131 (212)	143 (230)
Acceleration, secs 0 – 62mph					
Manual gearbox	11.9	10.7	10.5	8.6	7.5
Automatic DSG gearbox	–	10.7	–	8.6	7.5
ABI insurance group, 1 - 50	10E	12E, 13E	15E	18E, 19E	TBA
<b>Environmental information</b>					
Fuel grade, minimum	Diesel <sup>[04]</sup>	Diesel <sup>[04]</sup>	Diesel <sup>[04]</sup>	Diesel <sup>[04]</sup>	Diesel <sup>[04]</sup>
Fuel tank capacity, galls/ltrs <sup>[05]</sup>	11/50	11/50	11/50	11/50	11/50
Official fuel consumption					
manual gearbox,					
mpg/ltr per 100km <sup>[06]</sup>					
Urban	61.4/4.6	61.4/4.6	74.3/3.8	56.5/5.0	55.4/5.1
Extra-urban	85.6/3.3	85.6/3.3	94.2/3.0	78.5/3.6	76.3/3.7
Combined	74.3/3.8	74.3/3.8	88.3/3.2	68.9/4.1	67.3/4.2
Official fuel consumption					
automatic DSG gearbox,					
mpg/ltr per 100km <sup>[06]</sup>					
Urban	–	61.4/4.6	–	52.3/5.4	51.4/5.5 [49.6/5.7]
Extra-urban	–	80.7/3.5	–	68.9/4.1	70.6/4.0 [68.9/4.1]
Combined	–	72.4/3.9	–	62.8/4.5	62.8/4.5 [60.1/4.7]
Official CO <sub>2</sub> emission, g/km					
Manual gearbox <sup>[07]</sup>	98	99	85	106	109
Automatic DSG gearbox <sup>[07]</sup>	–	102	–	119	119 [122]
Emission class	EURO 5	EURO 5	EURO 5	EURO 5	EURO 6
Noise, dB					
Manual gearbox	TBA	TBA	TBA	TBA	75.0
Automatic DSG gearbox	–	TBA	–	TBA	75.0

Figures in [ ] are for 5-door models only.



TECHNOLOGY.

Technical specification notes

- 01) The maximum power output figures are quoted in PS (or Pferdestärke, which is the metric equivalent of horsepower). To convert from metric to imperial horsepower, divide the PS figure by 1.0139.
- 02) Figures are calculated in accordance with manufacturer’s criteria. The individual unladen weight depends on the specification of the vehicle, this then reduces the possible payload accordingly. The unladen weight and payload both include the fuel tank 90% full, driver (68kg) and luggage (7kg) in line with EU directive 95/48. Unladen weight shown refers to 3-door models. The unladen weight of 5-door models will increase by 30kg.
- 03) With increasing altitude the engine performance diminishes. From 1,000m above sea level and for every 1,000m thereafter 10% of the vehicle/trailer weight (trailer weight + gross vehicle weight) must be deducted.
- 04) The use of 100% RME and FAME (bio diesel) is not possible. Forecourt diesel with up to 7% bio diesel content, adhering to standard BS EN 590, can be used in diesel engines. The use of ethanol in forecourt petrol meeting BS EN 228 is allowable.
- 05) The size of the fuel tank is approximate and therefore it may be possible to add a greater amount of fuel than the size of the tank specified, due to the space in the filler neck.
- 06) Fuel consumption and CO<sub>2</sub> figures are obtained under standardised EU test conditions (Directive 93/116/EEC). This allows a direct comparison between different manufacturer models but may not represent the actual fuel consumption achieved in ‘real world’ driving conditions. More information is available on the Volkswagen web site at [www.volkswagen.co.uk](http://www.volkswagen.co.uk) and at [www.vca.gov.org](http://www.vca.gov.org).
- 07) The weight of a vehicle will influence the level of CO<sub>2</sub> emission it produces; as a result, vehicles with higher levels of specification and factory-fitted options may emit higher levels of CO<sub>2</sub>.

Transmission

- Electronic differential lock, combined with a hydraulically operated single-plate dry clutch with asbestos-free lining via a six or seven speed automatic DSG gearbox
- Front wheel drive through asbestos-free single-plate dry clutch. Hydraulic clutch-mechanism. Five or six speed manual, six or seven speed automatic DSG gearbox with double joint half axles (wet clutch on six speed DSG models)

Brakes

- Electronically controlled Anti-lock Braking System (ABS) with Electronic Brake-pressure Distribution (EBD)
- Diagonal twin-circuit brake system with ventilated front disc brakes and rear disc brakes
- Asbestos-free brake pad
- HBA (Hydraulic Brake Assist)

Steering

- Electro-mechanical steering rack
- Collapsible, height and lengthways adjustable safety steering column

Running gear

- ESC (Electronic Stability Control) including EDL (Electronic Differential Lock), ASR (Traction Control) and Countersteer Support
- Front suspension through coil springs with telescopic shock absorbers, all elements integrated in chassis legs
- Mechanical limited slip differential (230 PS GTI Performance pack only)
- Rear suspension with gas pressure shock absorbers and separate springs
- Twist beam rear axle (1.2 litre TSI 85 PS, 1.2 litre TSI 105 PS, 1.6 litre TDI 90 PS, 1.6 litre TDI 105 PS, 1.6 litre TDI 110 PS)
- Multilink rear axle (1.4 litre TSI 122 PS, 1.4 litre TSI ACT 140 PS, 2.0 litre TSI 220 PS, 2.0 litre TSI 230 PS, 2.0 litre TDI 150 PS, 2.0 litre TDI 184 PS)
- Wheel control: front through chassis legs and (lower) triangular wishbones (directionally stabilising steering roll radius)
- Wheel control: rear through four-link suspension with independent wheel suspension
- Front and rear anti-roll bar
- XDSPlus electronic differential lock

Engines

- Front transverse-installed engine
- 1.2 litre/85 PS<sup>(01)</sup> (63 kW) petrol engine: EU5 emissions standard, four cylinder in-line direct injection engine, with two valves per cylinder. Fitted with a turbocharger module with electric boost pressure regulation. Available with a five speed manual transmission
- 1.2 litre/105 PS<sup>(01)</sup> (77 kW) petrol engine: EU5 emissions standard, four cylinder in-line direct injection engine, two valves per cylinder and turbocharger module with electric boost pressure regulation. Available with a six speed manual or a seven speed automatic DSG transmission
- 1.4 litre/122 PS<sup>(01)</sup> (90 kW) petrol engine: EU5 emissions standard, four cylinder in-line direct injection turbocharged engine, with four valves per cylinder. Fitted with a turbocharger. Available with a six speed manual or a seven speed automatic DSG transmission
- 1.4 litre/140 PS<sup>(01)</sup> (103 kW) petrol engine: Available with a six speed manual or a seven speed automatic DSG transmission
- 2.0 litre/220 PS<sup>(01)</sup> (162 kW) petrol engine: EU6 emissions standard, four cylinder in-line direct injection turbocharged engine. Fitted with four valves per cylinder and a turbocharger. Available with a six speed manual or a six speed automatic DSG transmission
- 2.0 litre/230 PS<sup>(01)</sup> (169 kW) petrol engine: EU6 emissions standard, four cylinder in-line direct injection turbocharged engine. Fitted with four valves per cylinder and a turbocharger. Available with a six speed manual or a six speed automatic DSG transmission
- 2.0 litre/300 PS<sup>(01)</sup> (221 kW) petrol engine: EU6 emissions standard, four cylinder in-line direct injection turbocharged engine. Fitted with four valves per cylinder and a turbocharger. Available with a six speed manual or a six speed automatic DSG transmission
- 1.6 litre/90 PS<sup>(01)</sup> (66 kW) common rail diesel engine: EU5 emissions standard, four cylinder in-line turbocharged engine, with four valves per cylinder. Fitted with a turbocharger and a DPF (diesel particulate filter). Available with a five speed manual transmission
- 1.6 litre/105 PS<sup>(01)</sup> (77 kW) common rail diesel engine: EU5 emissions standard, four cylinder in-line common rail diesel engine, with four valves per cylinder. Fitted with a turbocharger and a DPF (diesel particulate filter). Available with a five speed manual or a seven speed automatic DSG transmission
- 1.6 litre/110 PS<sup>(01)</sup> (81 kW) common rail diesel engine: Available with a six speed manual transmission
- 2.0 litre/150 PS<sup>(01)</sup> (110 kW) common rail diesel engine: EU5 emissions standard, four cylinder in-line common rail diesel engine, with four valves per cylinder. Fitted with a turbocharger and a DPF (diesel particulate filter). Available with a six speed manual or a six speed automatic DSG transmission
- 2.0 litre/184 PS<sup>(01)</sup> (135 kW) common rail diesel engine: EU6 emissions standard. Available with a six speed manual or a six speed automatic DSG transmission

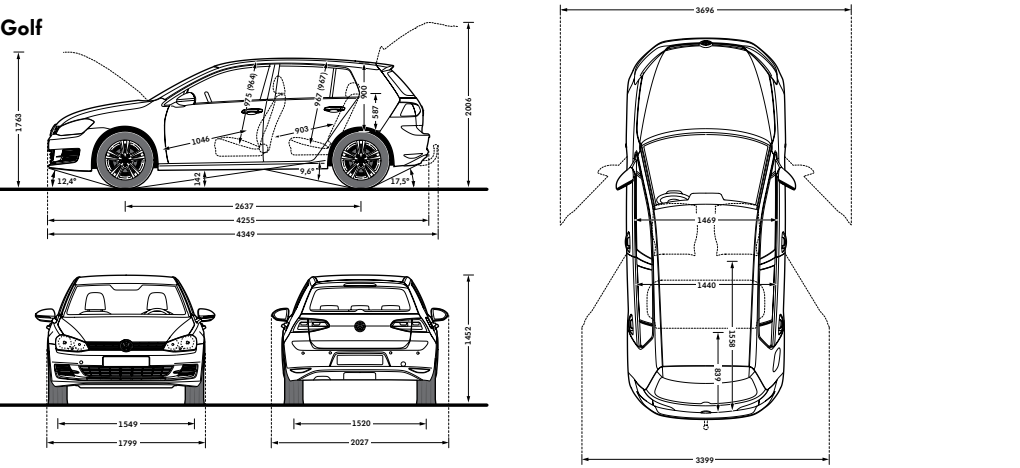
DIMENSIONS.

Exterior dimensions	S, BlueMotion, SE, GT
Length, mm	4255
Width – excl. door mirrors – 3-door/5-door, mm	TBA/1799
Width – opened front doors – 3-door/5-door, mm	TBA/3696
Height – mm	1452
Height – opened bonnet/floor, mm	1763
Height – opened tailgate/floor, mm	2006
Wheelbase, mm	2637
Turning circle, mm	10900

Interior dimensions	
Effective headroom – front, mm (with sunroof)	975 (964)
Effective headroom – rear, mm (with sunroof)	967 (967)
Elbow width, front – 3-door/5-door, mm	TBA/1469
Elbow width, rear – 3-door/5-door, mm	TBA/1440

Maximum luggage capacity, litres VDA measuring method using 200 x 100 x 50mm blocks	
With rear seats upright	380
With rear seats folded	1270

On illustrations, where arrows and figures are shown inside of the vehicle, the measurements are for interior dimensions. Where arrows and figures are shown outside of the vehicle, the measurements are for exterior dimensions.





DIMENSIONS (CONTINUED).

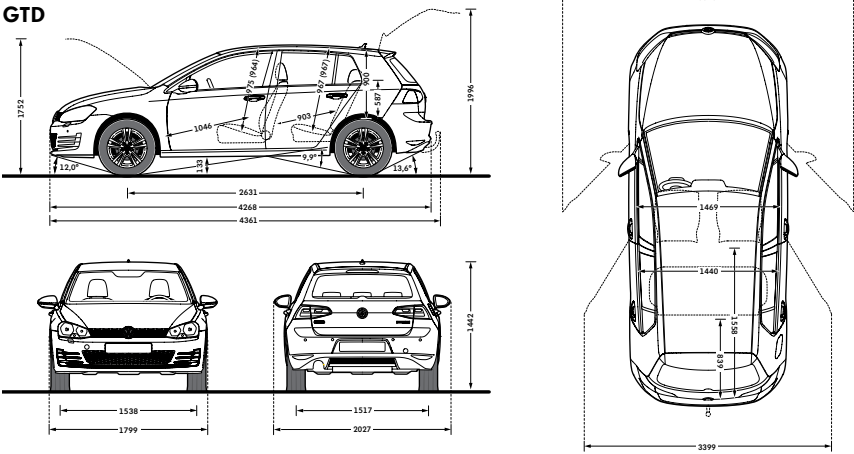
Exterior dimensions	GTD, GTI	R
Length, mm	4268	4276
Width – excl. door mirrors – 3-door/5-door, mm	TBA/1799	TBA/1799
Width – opened front doors – 3-door/5-door, mm	TBA/3696	TBA/3696
Height – mm	1442	1436
Height – opened bonnet/floor, mm	1752	1753
Height – opened tailgate/floor, mm	1996	1990
Wheelbase, mm	2631	2630
Turning circle, mm	10900	10900

Interior dimensions		
Effective headroom – front, mm (with sunroof)	975 (964)	975 (964)
Effective headroom – rear, mm (with sunroof)	967 (967)	967 (967)
Elbow width, front – 3-door/5-door, mm	TBA/1469	TBA/1469
Elbow width, rear – 3-door/5-door, mm	TBA/1440	TBA/1440

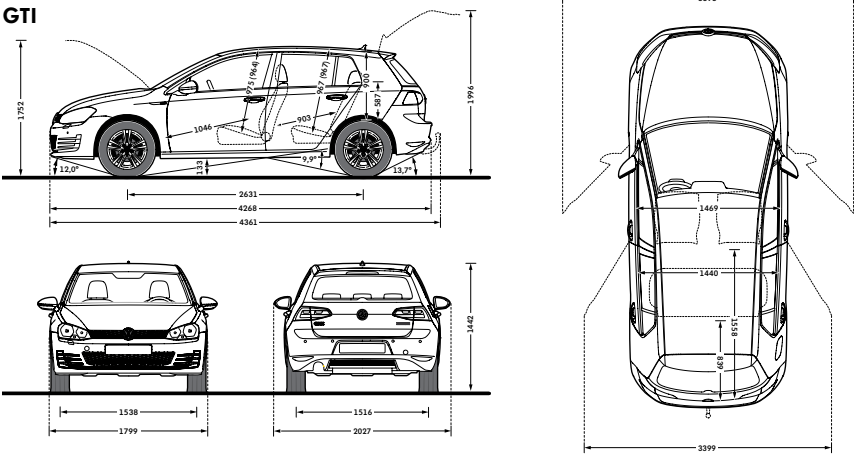
Maximum luggage capacity, litres VDA measuring method using 200 x 100 x 50mm blocks		
With rear seats upright	380	343
With rear seats folded	1270	1233

On illustrations, where arrows and figures are shown inside of the vehicle, the measurements are for interior dimensions. Where arrows and figures are shown outside of the vehicle, the measurements are for exterior dimensions.

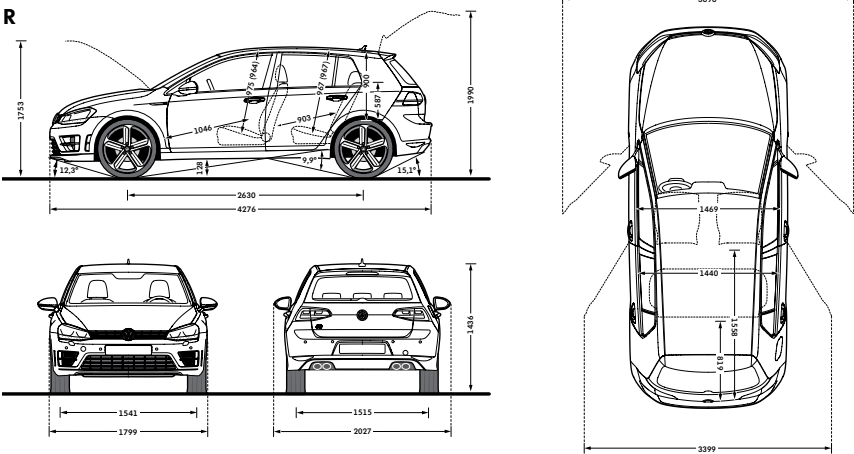
GTD



GTI



R



Model shown is new Golf R with optional 19" 'Pretoria' alloy wheels and metallic paint.



# VOLKSWAGEN SERVICE.

## The Volkswagen Warranty

### Three-year Warranty

All Volkswagen passenger cars come with a three-year/60,000 miles warranty, which protects your car against the failure of most technical and electrical components due to manufacturing defects. This comprises a two-year manufacturer's warranty with unlimited mileage plus a further one-year/60,000 miles (whichever is soonest) Retailer Warranty\*. Should the mileage exceed 60,000 miles within the first two years, the manufacturer's two-year warranty will still be valid. Full details of the three-year warranty are available from your authorised Volkswagen retailer or repairer.

\* All warranty work must be completed by an authorised Volkswagen retailer or repairer.

### Three-year Paint Warranty

The paintwork of the Golf is covered against manufacturing defects for a period of three years. Naturally, the Golf must be cared for in compliance with the operating instructions which will be found in your vehicle handbook. Please consult your authorised Volkswagen retailer or repairer for full warranty details.

### 12-year Body Protection Warranty

The internal body sections and panels of the Golf are covered against rusting through from the inside for 12 years. Naturally, the Golf must be cared for in compliance with the operating instructions. Please consult your authorised Volkswagen retailer or repairer for full warranty details.

### Approved Accessories

A comprehensive range of accessories from alloy wheels to carpet mats is available to complement the factory-fitted option list. Volkswagen approved accessories purchased from and fitted by your authorised Volkswagen retailer at the point of vehicle sale will also benefit from the three-year vehicle warranty.

### Extended Warranty

If you order the Volkswagen Extended Warranty as an option when buying your new Golf, then you get the 100% Volkswagen Warranty and you can continue to enjoy comprehensive Volkswagen protection against many unforeseeable repair costs. Designed to your needs, you can purchase an extra one or two year's warranty up to a maximum of five years or 90,000 miles.

## Service Intervals

Volkswagen are pleased to offer you a choice on how your Golf is serviced. The appropriate selection is entirely dependent on how the car is likely to be driven and its general use. To help you identify which type of service would be most suitable, please refer to the following guide.

The Fixed Service is recommended for vehicles that will cover less than 10,000 miles in 12 months and if the vehicle is likely to be used in the following way:

- Predominantly urban driving, short journeys with frequent cold starts
- Activities regularly producing high engine loading, e.g. frequent hill climbs, driving with vehicle fully loaded and towing
- Uneconomical driving style using high rpms with heavy acceleration and heavy braking

The service intervals for the Fixed Service are as follows:

- |                      |   |
|----------------------|---|
| • Oil change service | Every 10,000 miles/1 year (whichever is soonest)  |
| • Interval service   | Every 20,000 miles/2 years (whichever is soonest) |
| • Inspection service | Every 40,000 miles/3 years (whichever is soonest) |

The Flexible Service is recommended for vehicles with a daily mileage of more than 25 miles where the vehicle is driven regularly mainly on longer distance journeys. The vehicle is driven mainly at a constant speed with minimum vehicle and engine loading, minimal towing and driven in an economical manner. With the Flexible Service the vehicle can cover anywhere between 10,000<sup>†</sup> and a maximum of 18,000<sup>†</sup> miles or 24 months (whichever is soonest) between oil changes. Inspection service is typically in the third year of ownership and thereafter every second year, for vehicles with an approximate annual mileage of 10,000 miles.

<sup>†</sup> Please note that mileages are approximate as the service indicator system uses kilometres as

the distance measurement. Please consult your authorised Volkswagen retailer or repairer for advice and full details.

### Volkswagen Roadside Assistance

Every new car is registered for Volkswagen Roadside Assistance for one year. This provides vehicle home and roadside recovery in the unlikely event of a breakdown in the UK and Europe (subject to conditions). Volkswagen Roadside Assistance can also be purchased for subsequent years. For full details, please contact your authorised Volkswagen retailer or repairer.

### Tax Free Sales

For full details, please contact your authorised Volkswagen retailer.

## Volkswagen Insurance<sup>‡</sup>

We want you to start enjoying your new car from day one and thanks to Volkswagen Insurance complimentary seven day cover, you can. Call free on 0800 316 7892 (lines are open Monday to Friday 8am – 9pm and Saturday 9am – 5pm), provide a few details and a cover note will be sent to your retailer. They will then tax your car and you can drive it away.

<sup>‡</sup> Volkswagen Insurance is a trading name of Volkswagen Insurance Service (Great Britain) Limited,

an appointed representative of Volkswagen Financial Services (UK) Limited, Brunswick Court, Yeomans Drive, Blakelands, Milton Keynes MK14 5LR. Registered in England number 2835230. Volkswagen Insurance is sold, underwritten and administered by Allianz Insurance plc registered in England number 84638. Registered office 57 Ladymead, Guildford, Surrey GU1 1DB. Volkswagen Financial Services (UK) Limited and Allianz Insurance plc are authorised and regulated by the Financial Services Authority. Volkswagen Financial Services (UK) Limited and Allianz Insurance plc are not part of the same corporate group.

## Volkswagen Ensurance

Get three years' Volkswagen Ensurance cover for free. Another great benefit of being a Volkswagen driver. If your Volkswagen was damaged in an accident, wouldn't you want it fixed by a Volkswagen trained technician using only genuine Volkswagen parts? Ensurance is Volkswagen's accident and repair cover which does exactly that. It works alongside your main comprehensive motor insurance policy no matter who you are insured with, to make sure you get the quality repair and service you would want. If you're involved in an accident or your car is stolen, just one call to us and we'll look after your claim from start to finish ensuring your Volkswagen is restored to the highest standard.

Activate your cover and benefit from:

- A guarantee that your Volkswagen will be repaired in a Volkswagen Insurance approved repairer, by Volkswagen trained technicians, using only genuine Volkswagen parts and paints.
- A dedicated Claims Manager available 24-hours a day to manage your claim, liaising with your insurer and the repairer, so you don't have to.
- Help to recover any uninsured losses using our Legal Expenses Cover.
- Online claims tracking so you can keep up to date with the status of any claim.

Volkswagen Ensurance is free to all Volkswagen customers for three years and it only takes a minute to get cover. To find out more and to activate your cover, visit [volkswagen-ensurance.co.uk](http://volkswagen-ensurance.co.uk)

## Volkswagen Finance<sup>±</sup>

Volkswagen Finance specialises in providing funding solutions for Volkswagen drivers. Whether your Volkswagen is for private or business use, you can choose from a range of funding options.

- Solutions – a personal contract plan
- Hire purchase
- Lease purchase
- Finance lease
- Contract hire

With all Volkswagen Finance products you can choose a fixed-cost maintenance plan to help you budget for your servicing and maintenance costs.

No matter what finance product you choose, your local Volkswagen retailer will be able to provide you with a personalised quote that could meet your budget and vehicle needs.

<sup>±</sup> Volkswagen Finance is a trading name of Volkswagen Financial Services (UK) Limited.

An offer of finance depends on certain conditions. Available to people over 18 in the UK only.

## CO<sub>2</sub> Emissions

Increased weight of a vehicle, including higher trim levels and the addition of options will have a detrimental influence on the level of fuel consumption and CO<sub>2</sub> emissions produced.

The CO<sub>2</sub> and fuel consumption figures are obtained from tests on a representative vehicle of the type, conducted and approved in accordance with Council Directive 80/1268/EEC as amended by Directive 1999/100/EC (or later) on the approximation of the laws of the member states relating to the carbon dioxide emissions and the fuel consumption of motor vehicles.

## Please Note:

Some illustrations in this brochure do not necessarily reflect UK specifications and may not be available. In particular, controls and some items of equipment are positioned differently for the UK. The specifications contained in this brochure are for information purposes only and are subject to change. If you require any specific feature, you must consult your authorised Volkswagen retailer who is regularly updated with any change in specification. Please check model availability and full specification details with your authorised Volkswagen retailer prior to ordering. Note: we would like to advise you that telephone calls to Volkswagen Customer Care may be monitored and recorded as part of our training and quality assurance processes. All our monitoring and recording processes meet Ofcom regulations.