

The Golf SV



Das Auto.





CO₂ EMISSIONS AND FUEL CONSUMPTION INFORMATION

Our CO₂ and consumption values are provisional and are currently under review.
Revised values will be published if necessary.



The Contents.

| | |
|----|---|
| 04 | The Design. |
| 06 | The Exterior. |
| 08 | The Practicality. |
| 12 | The Interior. |
| 16 | The Equipment. |
| 18 | The Panoramic sunroof. |
| 20 | The Golf SV S and BlueMotion. |
| 21 | The Golf SV SE and SE BlueMotion. |
| 22 | The Golf SV GT. |
| 24 | The Driver's assistance. |
| 28 | The Wheels. |
| 30 | Think Blue. |
| 32 | The Paints. |
| 34 | The Upholstery. |
| 36 | The Combinations. |
| 40 | Technical specification. |
| 44 | Technology and dimensions. |
| 46 | CO ₂ emissions and VED bands with optional wheels. |
| 50 | Volkswagen service. |

Front cover model shown is Golf SV GT with optional Bi-xenon headlights, 18" 'Serron' alloy wheels and metallic paint.



Ready for life's everyday challenges.

Effortlessly adaptable, the Golf SV takes things in its stride, whatever you throw at it. Versatile, ergonomic and refined, it has the flexibility and spaciousness to provide simple, practical solutions to many of your everyday challenges.

Model shown is Golf SV GT with optional Bi-xenon headlights, 18" 'Serron' alloy wheels and metallic paint.





Model shown is Golf SV GT with optional Bi-xenon headlights, 18" 'Serron' alloy wheels and metallic paint.

The full package. Good looking, smart and refined.

You don't get a second chance to make a good first impression, which is why those initial few seconds are so important. But that's all you need with the Golf SV. Once you've seen its sculpted design you'll be smitten. And if you think the exterior is sporty and refined, wait until you see the interior.

The Exterior.

01 Electrically adjustable door mirrors, concave on the driver's side, give you the optimum view and are also heated, ensuring ice and frost-free visibility even in winter. Standard on all models. Image shown features optional metallic paint.



02 Front fog lights provide better illumination of the road ahead and also help to make you more visible to other road users, whether you're driving through fog, heavy rain or snow. The static cornering function gives greater illumination on bends, which aids driving in adverse conditions. Standard on GT and optional on other models. Image shown features optional metallic paint.



03 Two-piece rear lights help form an aerodynamic trailing edge and take up the contour of the character line, flowing into the sporty rear shoulder and helping to ensure you are clearly visible to those behind. Image shown features optional metallic paint.

04 Bi-xenon headlights with static cornering function provide excellent illumination of the road ahead ensuring greater visibility when driving at night. Automatic range adjustment alters the light field according to the course of the road, vehicle tilt and speed, while headlight washers and low washer fluid warning light help keep your headlights free from dirt. Optional on SE, SE BlueMotion and GT models.

You can also specify this option with additional **dynamic curve lighting and LED daytime running lights** on GT models. Image shown features optional Bi-xenon headlights including dynamic curve lighting, LED daytime running lights and metallic paint.





Model shown is Golf SV GT with optional Bi-xenon headlights, 18" 'Serron' alloy wheels and metallic paint.

Why worry about taking too much luggage? There's room for lots and lots in the Golf SV.

Thankfully, the question of where to put all your luggage will never occur in the Golf SV. With a maximum boot volume in excess of 1,500* litres, there's plenty of room for all your travel needs, and with various different interior layout options, you can easily transport extra or bulky items conveniently and securely. All of which means one thing: there's no need to leave anything behind. In fact, you can take even more with you.

* Please see page 45 for full details of dimensions.



Model shown is Golf SV GT with optional 'Vienna' leather upholstery, panoramic sunroof and metallic paint.



The generous boot space in the Golf SV provides you with loads of flexibility. The boot floor is height adjustable and can be removed if you need extra space. Likewise, by folding down the rear seats, you can increase the volume of the boot space from 500* litres (590 litres with the rear seats moved forward), to an impressive 1,520 litres. Or by folding down the optional folding front seat backrest, even more space is created, allowing you to transport objects as long as 2.48 metres. And if you want to remove the luggage cover (not shown), you can easily store it beneath the double boot floor.

Images shown feature optional 'Vienna' leather upholstery, Discover Navigation Pro touch-screen navigation/DVD radio system, panoramic sunroof, folding front seat backrest and metallic paint.

* Please see page 45 for full details of dimensions.



The Interior.

01

The Golf SV provides plenty of space for your everyday requirements. The **split folding 40:20:40 rear seat backrest** can be moved forwards and backwards by up to 18cm, providing plenty of space for the longest legs or allowing you to store bulky objects in the boot. Image shown features optional 'Vienna' leather* upholstery.

02

No more objects flying about in the front. Thanks to a useful **storage compartment in the centre console**, items such as sunglasses and documents can be quickly and easily stowed away.

Please note, when the optional 'Dynaudio' soundpack is specified, a speaker is fitted in lieu of the storage compartment in the centre console.

03

Robust and easily accessible **storage compartments in the front and rear doors** provide a home for drinks, sweets, street maps and other items, helping you to keep the interior clean and tidy. Image shown features optional 'Vienna' leather* upholstery.

04

Folding tables on the rear of the front seats are a handy addition, helping to make the journey even more comfortable for rear seat passengers with their practicality. Standard on SE, SE BlueMotion and GT models. Image shown features optional 'Vienna' leather* upholstery.

* Some parts of leather interior will contain artificial leather.



Room for even the tallest of people.

It's a fact that people are getting taller. But thanks to the Golf SV's spacious passenger compartment, there's room for the longest legs. And not only does the extra space provide greater mobility, enabling you to sit comfortably, the increased seat height means it's easy to get in and out, and you have an elevated view of the road. With so much space, no one need ever feel restricted in the Golf SV.



Interior shown is Golf SV GT with optional Discover Navigation Pro touch-screen navigation/DVD radio system, climate control – 2Zone electronic air conditioning and metallic paint.



Interior shown is Golf SV GT with optional Discover Navigation Pro touch-screen navigation/DVD radio system, climate control – 2Zone electronic air conditioning and metallic paint.

01



04



02



03

The Equipment.

01

Ambient lighting in the front door armrests and below the trim provides pleasant, low-level light in the front passenger compartment, creating a cosy atmosphere. Standard on GT models.

02

Storage compartments can be found in the centre console and also integrated within the front centre armrest, with a further useful storage space located between the armrest and gear knob for small items such as coins. 'Golf' thermo mug and mobile phone/smartphone lashing strap are available from the Volkswagen accessories collection. For more information, contact your authorised Volkswagen retailer or visit www.volkswagen.co.uk

03

The **'Dynaudio' soundpack** ensures exceptional acoustics, with a total output of 400 watts delivered through a 10 channel digital amplifier and nine speakers. Optional on SE and GT models.

04

The **Discover Navigation touch-screen navigation/radio system with Car-Net 'Guide and Inform'**¹ includes a 6.5 inch colour touch-screen for navigation, CD and radio functions, and has preloaded European navigation data, 2D/3D map view, three calculated routes (Fast, Short, Eco), dynamic navigation based on TMC+, branded points of interest and Speed Limit Display². **Car-Net 'Guide and Inform'** functionality allows online access for a period of three years to a range of useful information such as traffic, fuel pricing, parking space availability, weather and news feeds. The system also includes online navigation software updates, enabling you to download the latest navigation map data. Standard on GT and optional on all other models.

05

The **Discover Navigation Pro touch-screen navigation/DVD radio system with integrated voice activation, Car-Net 'Guide and Inform Plus'**¹ and **Car-Net 'App-Connect'** responds to spoken voice commands for navigation functions, and has an 8.0 inch colour touch-screen control system for navigation, DVD, CD and radio functions. Features include a 64 GB SSD hard drive, preloaded European navigation data, 3D map view, three calculated routes (Fast, Short, Eco), dynamic navigation based on TMC+, branded points of interest, Speed Limit Display², photo display from JPEG and PNG files and two SD card readers. **Car-Net 'App-Connect'** combines the functionality of Apple 'CarPlay', Google 'Android Auto' and 'MirrorLink'™ allowing the 'mirroring' of a smartphone display and operation of certified apps including audio and voice control (if supported by the app) on the infotainment touch-screen via a USB connection. **Car-Net 'Guide and Inform Plus'** functionality allows online access, for a period of three years, to a range of useful information such as traffic, fuel pricing, parking space availability, weather, news feeds and Google Earth. The system also includes online navigation software updates, enabling you to download the latest navigation map data. Optional on SE, SE BlueMotion and GT models.

06

Dynamic Chassis Control (DCC) offers you a choice of suspension settings: Sport, Comfort and Normal, depending on the type of ride you prefer. Optional on SE (not with 110 PS and 125 PS engines) and GT models. Image shown features optional Discover Navigation Pro touch-screen navigation/DVD radio system.

¹ Car-Net 'Guide and Inform' and 'Guide and Inform Plus' services are accessed via a compatible mobile device. Please see www.volkswagen.co.uk for more information. The use of 'Guide and Inform' and 'Guide and Inform Plus' services entails exchanging large volumes of data. As such, we strongly recommend that you sign-up for a flat rate data plan with your mobile network provider. After the initial 3-year Car-Net contract, an annual subscription is chargeable for the continuation of Car-Net 'Guide and Inform' and 'Guide and Inform Plus' services.

² Speed Limit Display only reflects national speed limits and does not show temporary speed limit restrictions, or where permanent changes to speed limits are made in-between map updates.



Blue sky thinking.

Calm and relaxing, it's no wonder so many people like the colour blue. And there's no better way to enjoy a brilliant blue sky when you're driving than with a panoramic sunroof. Not only does it give you a spectacular view of the sky above, but also adds an extra dimension of light and space, creating a wonderfully relaxing interior ambience. Optional on SE and GT models.



Interior shown is Golf SV GT with optional panoramic sunroof and metallic paint.

The Golf SV S and BlueMotion.

The entry level S model offers an impressive level of standard equipment, including the latest generation Composition Media system with 6.5 inch colour touch-screen that displays the DAB digital radio information, Think Blue. Trainer. – driver tips and journey analysis, car information display, title and cover art display and, for compatible Android smartphones, the SMS functionality which allows you to read, compose and send SMS messages using the touch-screen display, while the vehicle is stationary. Bluetooth telephone and audio connection now allows simultaneous pairing of two compatible mobile devices*, while the MDI (Multi Device Interface) via USB connection for compatible devices, SD card reader and single CD player allows music playback from MP3, WMA and AAC files through 8 speakers with 4 x 20 watt output. Other features include a multifunction computer, electric windows front and rear, electrically heated and adjustable door mirrors, and a useful front centre armrest with storage compartment, while externally the body-coloured bumpers, door handles and door mirrors provide the characteristic look, feel and sportiness of a Golf. Specify the BlueMotion and you get improved efficiency over the Golf SV S and enhanced exterior aesthetics, thanks to the addition of 15 inch 'Lyon' alloy wheels with low rolling resistance tyres, black front air intake and lowered sports suspension.

* Devices must be Bluetooth compatible, please contact your authorised Volkswagen retailer for specific phone compatibility.



Interior shown is Golf SV S with optional metallic paint.



Interior shown is Golf SV SE with optional climate control – 2Zone electronic air conditioning and metallic paint.

The Golf SV SE and SE BlueMotion.

Luxury, style and comfort go hand in hand in the Golf SV SE. 16 inch 'Toronto' alloy wheels, black front air intake and radiator grille with chrome trimmed inserts set the exterior scene. While inside, adding to the S specification, the refined interior features a leather trimmed three-spoke multifunction steering wheel and gear knob, multifunction computer with 3.5 inch TFT screen and front comfort seats with height and lumbar adjustment. The SE is equipped with a range of driver assistance systems including a Driver profile selection, Adaptive Cruise Control (ACC) including Front Assist a radar sensor controlled distance monitoring system and City emergency braking system, while SE and SE BlueMotion models both benefit from a Driver Alert system and along with a dusk sensor, rain sensor, automatically dimming interior rear-view mirror and automatic coming/leaving home lighting function, ensure a level of specification that is truly impressive. SE BlueMotion models, which boasts all the luxury and style of the SE, plus all the benefits of the BlueMotion include an aerodynamic black front air intake and black radiator grille with blue stripe, low rolling resistance tyres and sports suspension lowered by approximately 15mm to help aerodynamic efficiency.

Note: Roof rails and Adaptive Cruise Control (ACC) including Front Assist and City emergency braking system are not standard on SE BlueMotion models.



Interior shown is Golf SV GT with optional Discover Navigation Pro touch-screen navigation/DVD radio system, climate control – 2Zone electronic air conditioning, multifunction colour display, Dynamic Chassis Control (DCC) and metallic paint.

The Golf SV GT.

The average person sits for 5 hours every day, there's nothing more important than sitting comfortably, especially when you're driving. Which is why the top-of-the-range Golf SV GT is equipped with front sports seats upholstered in Alcantara upholstery with 'Global' cloth side bolsters, featuring height and lumbar adjustment enabling you to select the optimum driving position for your spine while you drive. And not only will your back be comfortable, the leather trimmed three-spoke multifunction steering wheel means you can carry out several functions without taking your hands off the wheel. Other excellent features to help with your journey, and make it as stress free as possible include the Discover Navigation system with 2D/3D map view, ambient lighting with front footwell illumination, remote electrically foldable door mirrors, front and rear parking sensors, and carpet mats front and rear. Externally, the GT is equipped with eye-catching 17 inch 'Dijon' alloy wheels, silver anodised roof rails, black radiator grille with chrome trimmed inserts and roundel surround, and chrome-plated side window surrounds, along with front fog lights, lowered sports suspension and rear tinted glass from B pillar backwards, approximately 65% tinted completing the sports styling.



Model shown is Golf SV GT with optional Bi-xenon headlights, 18" 'Serron' alloy wheels and metallic paint.

The average person observes no more than 5 objects per second.

With today's roads so busy, you need to keep your full concentration at all times. Which is why the Golf SV is available with a whole raft of driver assistance systems to give you a helping hand on all your journeys. Such as Front Assist, a radar sensor controlled distance monitoring system, City emergency braking and cruise control with speed limiter, which gives you intelligent control of your driving speed by automatically adjusting acceleration and braking, allowing you to concentrate on the road ahead and enjoy the drive.

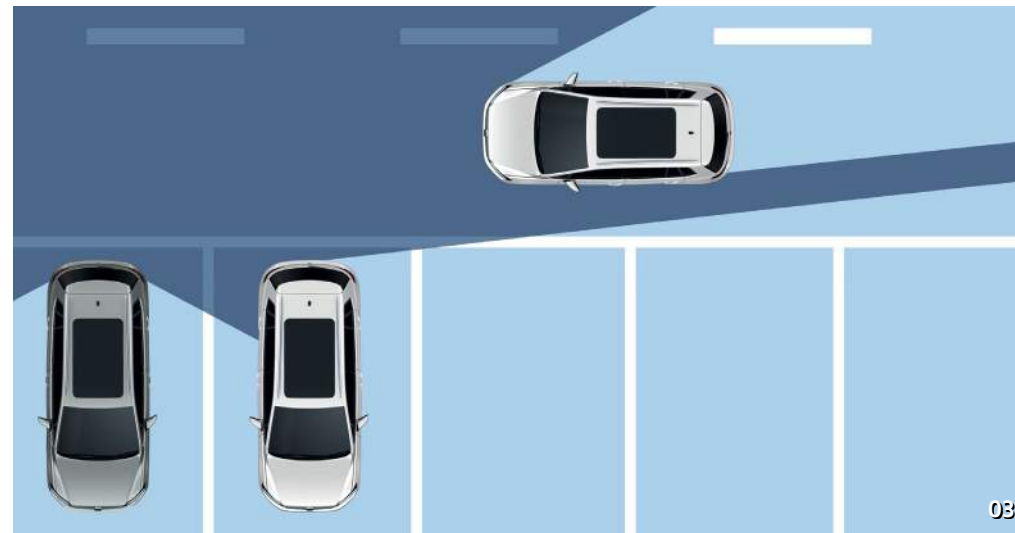
Please refer to your Volkswagen owner's manual for information on system parameters and official guidance on use and operation of all our technology.



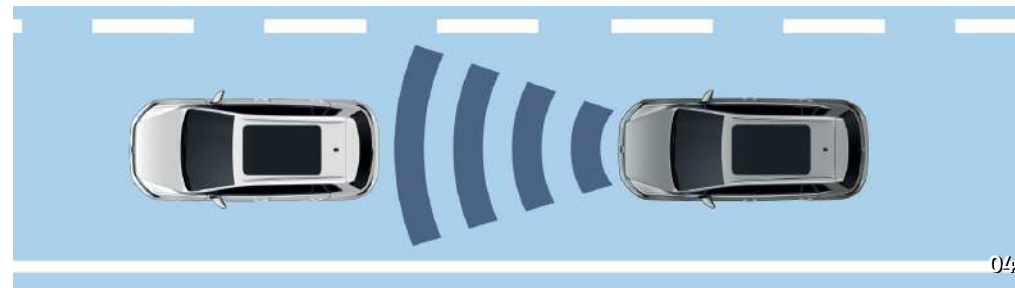
01



02



03



04



05



05

The Driver's assistance.

01

Lane Assist with Side scan is a camera controlled warning system that warns you if your vehicle drifts out of its lane. The Side scan radar sensor controlled warning system monitors your blind spot when you change lanes. This system also features a rear traffic alert which detects oncoming vehicles when reversing out of parking spaces, and brakes automatically if the driver does not apply the brakes. Also included in this option is **High Beam Assist** which ingeniously senses the lights from oncoming vehicles and automatically switches between dipped and main beam accordingly. It also senses vehicles you are approaching from the rear and ensures your main beam is dipped in order to avoid dazzling the vehicle in front. Optional on SE, SE BlueMotion and GT models. High Beam Assist is also available as a stand alone option on SE, SE BlueMotion and GT models. Image shown features optional metallic paint.

02

Also available with the Lane Assist with Side scan option is **Dynamic Light Assist**. Automatic sensors detect other road users and cover part of the headlights appropriately. If dazzling other road users cannot be prevented, the light distribution is automatically set to dipped beam headlights. Optional on SE, SE BlueMotion and GT models in conjunction with optional Bi-xenon headlights.

03

The **Park Assist system** not only makes parallel parking easier, but also helps you reverse park into a space at 90 degrees to the kerb. Using ultrasonic parking sensors, Park Assist will detect a parking space large enough for either bay or parallel parking. Once the vehicle is in reverse, all the driver has to do is operate the pedals, and keep a lookout, while the Golf SV steers itself into its chosen space. Optional on GT models. Park Assist including parking sensors is optional on S, BlueMotion, SE and SE BlueMotion models.

04

Adaptive Cruise Control (ACC) including Front Assist, radar sensor controlled distance monitoring system, City emergency braking system, cruise control and speed limiter automatically adjusts your vehicle to the speed of the vehicle in front, preventing you from getting too close, and braking to a stop if necessary. When approaching another vehicle at excessive speed, it can generate enough braking force to help reduce the severity of a collision or possibly even prevent the collision entirely. Standard on SE and GT models. Image shown features optional Discover Navigation Pro touch-screen navigation/DVD radio system.

05

Dynamic Chassis Control (DCC) offers you a choice of three suspension settings: Sport, Comfort or Normal. At the touch of a button, depending on your choice, the system adjusts the damping, enabling you to adapt your Golf SV to suit the road and your driving style. Optional on SE (not with 110 PS and 125 PS engines) and GT models. Image shown features optional Discover Navigation Pro touch-screen navigation/DVD radio system.

Please refer to your Volkswagen owner's manual for information on system parameters and official guidance on use and operation of all our technology. Images shown are for illustration purposes only and may not necessarily reflect UK specification.




The Wheels.

| 01 | 02 | 03 | 04 | 05 | 06 | 07 | 08 | 09 | 10 |
|--|---|--|---|--|---|--|--|---|---|
| 6J x 15" steel wheels with 195/65 R15 tyres and anti-theft wheel bolts. Standard on S models. | 'Lyon' 6J x 15" alloy wheels with 195/65 R15 tyres and anti-theft wheel bolts. Standard on BlueMotion and optional on S models. Please note, BlueMotion models feature low rolling resistance tyres as standard. | 'Toronto' 6½J x 16" alloy wheels with 205/55 R16 tyres and anti-theft wheel bolts. Standard on SE models. Please note, SE BlueMotion models feature low rolling resistance tyres as standard. | 'Dijon' 7J x 17" alloy wheels with 225/45 R17 tyres and anti-theft wheel bolts. Standard on GT models. | 'Perth' 6½J x 16" alloy wheels with 205/55 R16 tyres and anti-theft wheel bolts. Optional on S and BlueMotion models and also available on SE and SE BlueMotion models as a no cost option. | 'Madrid' 7J x 17" alloy wheels with 225/45 R17 tyres, anti-theft wheel bolts and lowered sports suspension. Optional on SE models. | 'Geneva' 7J x 17" alloy wheels with 225/45 R17 tyres and anti-theft wheel bolts. Optional on GT models. | 'Singapore' 7J x 17" alloy wheels with 225/45 R17 tyres and anti-theft wheel bolts. Optional on SE and GT models. SE models also include lowered sports suspension. | 'Serron' 7½J x 18" alloy wheels with 225/40 R18 tyres and anti-theft wheel bolts. Optional on GT models. | 'Durban' 7½J x 18" alloy wheels with 225/40 R18 tyres and anti-theft wheel bolts. Optional on GT models. |

Images shown feature optional metallic paint.

Please note, the addition of larger optional wheels may result in a higher CO₂ emission figure and change in VED band, and subsequently an increase in the Manufacturer's Recommended 'On the road' Retail price. Please see page 46 for full details.

Think Blue.



*BlueMotion Technologies are available on all Volkswagens and vary between models.




The Paints.

| 01 | 02 | 03 | 04 | 05 | 06 | 07 | 08 | 09 | 10 | 11 | 12 | 13 | 14 |
|--|--|--|--|--|--|--|--|--|--|--|--|--|---|
| Pure White Non-Metallic* 0Q | Urano Grey Non-Metallic 5K | Black Non-Metallic* A1 | Tornado Red Non-Metallic* G2 | Carmen Red Metallic* 6K | Reflex Silver Metallic* 8E | Pacific Blue Metallic* D5 | Aztec Metallic* I2 | Tungsten Silver Metallic* K5 | Limestone Grey Metallic* Z1 | Night Blue Metallic* Z2 | Deep Black Pearl effect* 2T | Oryx White Premium Signature* OR | Habanero Orange Premium Signature* V9 |
| <div>S</div> <div>BM</div> <div>SE</div> <div>GT</div> | <div>S</div> <div>BM</div> <div>SE</div> <div>GT</div> | <div>S</div> <div>BM</div> <div>SE</div> <div>GT</div> | <div>S</div> <div>BM</div> <div>SE</div> <div>GT</div> | <div>S</div> <div>BM</div> <div>SE</div> <div>GT</div> | <div>S</div> <div>BM</div> <div>SE</div> <div>GT</div> | <div>S</div> <div>BM</div> <div>SE</div> <div>GT</div> | <div>S</div> <div>BM</div> <div>SE</div> <div>GT</div> | <div>S</div> <div>BM</div> <div>SE</div> <div>GT</div> | <div>S</div> <div>BM</div> <div>SE</div> <div>GT</div> | <div>S</div> <div>BM</div> <div>SE</div> <div>GT</div> | <div>S</div> <div>BM</div> <div>SE</div> <div>GT</div> | <div>SE</div> <div>GT</div> | <div>S</div> <div>SE</div> <div>GT</div> |

Standard Optional
S / S BlueMotion / BM SE and SE BlueMotion / SE GT / GT

Please note: Colour range is reproduced for illustration purposes only. Actual on-car colours may vary from those shown, as print processes do not allow exact reproduction of the paint colours.



The Upholstery.

| Standard on S and BlueMotion models | | Standard on SE and SE BlueMotion models | | Standard on GT models | | Optional leather upholstery on SE, SE BlueMotion and GT models | | |
|-------------------------------------|--|---|----|-----------------------------|----|--|----|--|
| 01 | | 02 | 03 | 04 | 05 | 06 | 07 | 08 |
| 'Salt' Titan Black TW | | 'Zoom/Micro' Titan Black TW | | 'Zoom/Micro' Shetland XW | | Alcantara and 'Global' Titan Black/Quartz TW | | Alcantara and 'Global' Shetland/Shetland XW |
| | | | | | | 'Vienna' leather* Black TW | | 'Vienna' leather* Marrakesh YW |
| | | | | | | | | 'Vienna' leather* Ceramique LQ/LK |

* Some parts of leather interior will contain artificial leather.

Please note: Swatches reproduced for illustration purposes only.
Actual upholstery colours may vary from those shown, as print
processes do not allow exact reproduction of the upholstery colours.



The Combinations.

| | Carpet | Dashboard | Rooflining | Pure White 0Q Non-Metallic* | Urano Grey 5K Non-Metallic | Black A1 Non-Metallic* | Tornado Red G2 Non-Metallic* | Carmen Red 6K Metallic* | Reflex Silver 8E Metallic* | Pacific Blue D5 Metallic* | Aztec 12 Metallic* | Tungsten Silver K5 Metallic* | Limestone Grey Z1 Metallic* | Night Blue Z2 Metallic* | Deep Black 2T Pearl Effect* | Oryx White 0R Premium Signature* | Habanero Orange V9 Premium Signature* |
|--|--------|-------------------------|------------|--------------------------------|-------------------------------|---------------------------|---------------------------------|----------------------------|-------------------------------|------------------------------|-----------------------|---------------------------------|--------------------------------|----------------------------|--------------------------------|-------------------------------------|--|
| 'Salt' cloth | | | | | | | | | | | | | | | | | |
| Standard on S models | | | | | | | | | | | | | | | | | |
| Titan Black (TW) | Black | Titan Black/Titan Black | Grey | ● | ● | ● | ● | ● | ● | ● | ● | ● | ● | ● | ● | - | ● |
| 'Salt' cloth | | | | | | | | | | | | | | | | | |
| Standard on BlueMotion models | | | | | | | | | | | | | | | | | |
| Titan Black (TW) | Black | Titan Black/Titan Black | Grey | ● | ● | ● | ● | ● | ● | ● | ● | ● | ● | ● | ● | - | - |
| 'Zoom/Micro' cloth | | | | | | | | | | | | | | | | | |
| Standard on SE and SE BlueMotion models | | | | | | | | | | | | | | | | | |
| Titan Black (TW) | Black | Titan Black/Titan Black | Grey | ● | ● | ● | ● | ● | ● | ● | ● | ● | ● | ● | ● | ● | ● |
| Shetland (XW) | Black | Titan Black/Titan Black | Shetland | ● | ● | ● | ● | ● | ● | ● | ● | ● | ● | ● | ● | ● | ● |
| Alcantara seat centre section and 'Global' cloth side bolsters | | | | | | | | | | | | | | | | | |
| Standard on GT models | | | | | | | | | | | | | | | | | |
| Titan Black/Quartz (TW) | Black | Titan Black/Titan Black | Grey | ● | ● | ● | ● | ● | ● | ● | ● | ● | ● | ● | ● | ● | ● |
| Shetland/Shetland (XW) | Black | Titan Black/Titan Black | Shetland | ● | ● | ● | ● | ● | ● | ● | ● | ● | ● | ● | ● | ● | ● |
| 'Vienna' leather*† | | | | | | | | | | | | | | | | | |
| Optional on SE and SE BlueMotion models | | | | | | | | | | | | | | | | | |
| Black (TW) | Black | Titan Black/Titan Black | Grey | ○ | ○ | ○ | ○ | ○ | ○ | ○ | ○ | ○ | ○ | ○ | ○ | ○ | ○ |
| Marrakesh (YW) | Black | Titan Black/Titan Black | Grey | ○ | ○ | ○ | - | - | ○ | - | ○ | ○ | ○ | ○ | ○ | ○ | - |
| Ceramique (LQ) | Black | Titan Black/Titan Black | Grey | ○ | ○ | ○ | ○ | ○ | ○ | ○ | ○ | ○ | ○ | ○ | ○ | ○ | ○ |
| 'Vienna' leather*† | | | | | | | | | | | | | | | | | |
| Optional on GT models | | | | | | | | | | | | | | | | | |
| Black (TW) | Black | Titan Black/Titan Black | Grey | ○ | ○ | ○ | ○ | ○ | ○ | ○ | ○ | ○ | ○ | ○ | ○ | ○ | ○ |
| Marrakesh (YW) | Black | Titan Black/Titan Black | Grey | ○ | ○ | ○ | - | - | ○ | - | ○ | ○ | ○ | ○ | ○ | ○ | - |
| Ceramique (LK) | Black | Titan Black/Ceramique | Grey | ○ | ○ | ○ | ○ | ○ | ○ | ○ | ○ | ○ | ○ | ○ | ○ | ○ | ○ |

* Pure White, Black and Tornado Red non-metallic, metallic, pearl effect and premium signature paints, and leather upholstery are optional at extra cost.

† Some parts of leather interior will contain artificial leather.

● Standard. ○ Optional at extra cost. - Not available.

There's a Volkswagen for all of us.

Nippy city run around? Luxurious executive saloon? Open-top cruiser? Whatever it is you're looking for, we probably have it. From the iconic Beetle and Golf GTI to the compact up!, there's a Volkswagen for everyone.

If you're thinking you might like to try a different Volkswagen, there are over 20 models in our range, so there's bound to be at least one that catches your eye.



Sporty

Golf: As exciting to drive as it is to look at. Style, performance and power.

You will also find our sporty gene in the iconic Golf GTD and Golf R.



Spacious family cars

New Sharan: The ultimate in convenience with sliding rear doors, and enough space for the whole family. And their luggage. And the dogs.

If it's space you're after, then you might also like to consider the Tiguan, Golf SV, Golf Estate, new Touran and Passat Estate.



Style

Beetle: The original icon. And still the most unique way to make a fashion statement.

For more fun with the top down, why not consider Beetle Cabriolet or the Golf Cabriolet.



City run around

up!: The ideal city car. Fun, easy to manoeuvre and surprisingly spacious, with that trademark Volkswagen solidity.

If you're looking for something slightly more spacious, then why not consider the up!'s bigger sibling, the Polo. City run around practicality with more versatility and even more space can be found on the iconic Golf.



Executive

Volkswagen CC: Perfectly turned out high-tech, executive luxury. A contemporary, stylish and innovative coupé.

All the luxury you need can also be found in the Jetta, and executive comfort in the Passat and Passat Estate – winner of 'European Car of the Year 2015'.



4x4

Touareg: The SUV just got smarter. True four by four capability off-road, and smooth, luxurious and powerful when on it, with four wheel drive technology, '4MOTION' as standard.

Go everywhere, do anything in our four wheel drive alternatives: Golf Alltrack, Tiguan and Passat and Passat Estate 4MOTION models.

To see these models and configure your ideal Volkswagen, visit: www.volkswagen.co.uk

Technical specification.

| | S 1.2 ltr TSI 85 PS | SE BlueMotion 1.0 ltr TSI 115 PS | S, SE 1.4 ltr TSI 125 PS | GT 1.4 ltr TSI 150 PS |
|--|------------------------|-------------------------------------|-----------------------------|--------------------------|
| Engine | | | | |
| Engine type | 4 cylinder petrol | 3 cylinder petrol | 4 cylinder petrol | 4 cylinder petrol |
| Cubic capacity, ltrs/cc | 1.2/1197 | 1.0/999 | 1.4/1395 | 1.4/1395 |
| Max. output, PS ⁽⁰¹⁾ /kW | 85/63 | 115/85 | 125/92 | 150/110 |
| at rpm | 4300-5300 | 5000-5500 | 5000-6000 | 5000-6000 |
| Max. torque, lbs.ft/Nm | 118/160 | 148/200 | 148/200 | 184/250 |
| at rpm | 1400-3500 | 2000-3500 | 1400-4000 | 1500-3500 |
| Gearbox | 5-spd manual | 6-spd manual | 6-spd manual | 6-spd manual |
| | - | 7-spd auto DSG | 7-spd auto DSG | 7-spd auto DSG |
| | | | | |
| | | | | |
| Weights, kgs | | | | |
| Manual gearbox: | | | | |
| Unladen weight ⁽⁰²⁾ | 1320 | 1319 | 1362 | 1391 |
| Gross vehicle weight | 1840 | 1810 | 1880 | 1880 |
| Payload ⁽⁰²⁾ | 595 | 566 | 593 | 564 |
| Axle load limit: Front | 950 | 940 | 970 | 970 |
| Rear | 940 | 920 | 960 | 960 |
| Automatic DSG gearbox: | | | | |
| Unladen weight ⁽⁰²⁾ | - | 1346 | 1383 | 1409 |
| Gross vehicle weight | - | 1840 | 1900 | 1900 |
| Payload ⁽⁰²⁾ | - | 569 | 592 | 566 |
| Axle load limit: Front | - | 970 | 990 | 990 |
| Rear | - | 920 | 960 | 960 |
| | | | | |
| | | | | |
| Trailer load limits, kgs ⁽⁰³⁾ | | | | |
| Braked 12% incline: | | | | |
| Manual gearbox | 1100 | 1000 | 1400 | 1500 |
| Automatic DSG gearbox | - | 1000 | 1400 | 1500 |
| Unbraked: | | | | |
| Manual gearbox | 660 | 650 | 680 | 690 |
| Automatic DSG gearbox | - | 670 | 690 | 700 |
| Towbar load limit | 80 | 80 | 80 | 80 |
| Max. roof load | 75 | 75 | 75 | 75 |

| | S 1.2 ltr TSI 85 PS | SE BlueMotion 1.0 ltr TSI 115 PS | S, SE 1.4 ltr TSI 125 PS | GT 1.4 ltr TSI 150 PS |
|---|--------------------------|-------------------------------------|-----------------------------|--------------------------|
| Performance | | | | |
| Top speed, mph (km/h), where the law permits | | | | |
| Manual gearbox | 110 (177) | 123 (198) | 124 (200) | 132 (212) |
| Automatic DSG gearbox | - | 123 (198) | 124 (200) | 132 (212) |
| Acceleration, secs 0 – 62mph | | | | |
| Manual gearbox | 13.2 | 10.4 | 9.9 | 8.8 |
| Automatic DSG gearbox | - | 10.4 | 9.9 | 8.8 |
| ABI insurance group, 1 – 50 | 9E | 13E | 16E, 14E | 18E |
| | | | | |
| | | | | |
| Environmental information | | | | |
| Fuel grade, minimum | Unleaded, 95 RON | Unleaded, 95 RON | Unleaded, 95 RON | Unleaded, 95 RON |
| Fuel tank capacity, galls/ltrs ⁽⁰⁵⁾ | 11/50 | 11/50 | 11/50 | 11/50 |
| Official fuel consumption | | | | |
| manual gearbox, | | | | |
| mpg/ltr per 100km ⁽⁰⁶⁾ | | | | |
| Urban | 46.3/6.1 ⁽⁰⁶⁾ | 51.4/5.5 ⁽⁰⁶⁾ | 40.9/6.9 ⁽⁰⁶⁾ | 40.4/7.0 ⁽⁰⁶⁾ |
| Extra-urban | 67.3/4.2 ⁽⁰⁶⁾ | 70.6/4.0 ⁽⁰⁶⁾ | 62.8/4.5 ⁽⁰⁶⁾ | 57.6/4.9 ⁽⁰⁶⁾ |
| Combined | 57.6/4.9 ⁽⁰⁶⁾ | 62.8/4.5 ⁽⁰⁶⁾ | 52.3/5.4 ⁽⁰⁶⁾ | 50.4/5.6 ⁽⁰⁶⁾ |
| Official fuel consumption | | | | |
| automatic DSG gearbox, | | | | |
| mpg/ltr per 100km ⁽⁰⁶⁾ | | | | |
| Urban | - | 51.4/5.5 ⁽⁰⁶⁾ | 45.6/6.2 ⁽⁰⁶⁾ | 43.5/6.5 ⁽⁰⁶⁾ |
| Extra-urban | - | 68.9/4.1 ⁽⁰⁶⁾ | 62.8/4.5 ⁽⁰⁶⁾ | 58.9/4.8 ⁽⁰⁶⁾ |
| Combined | - | 61.4/4.6 ⁽⁰⁶⁾ | 54.3/5.2 ⁽⁰⁶⁾ | 51.4/5.5 ⁽⁰⁶⁾ |
| Official CO ₂ emission, g/km | | | | |
| Manual gearbox ⁽⁰⁶⁾ | 114 ⁽⁰⁶⁾ | 105 ⁽⁰⁶⁾ | 125 ⁽⁰⁶⁾ | 130 ⁽⁰⁶⁾ |
| Automatic DSG gearbox ⁽⁰⁶⁾ | - | 105 ⁽⁰⁶⁾ | 121 ⁽⁰⁶⁾ | 126 ⁽⁰⁶⁾ |
| Emission class | EURO 6 | EURO 6 | EURO 6 | EURO 6 |
| Noise, dB | | | | |
| Manual gearbox | 70.0 | 72.0 | 72.0 | 72.0 |
| Automatic DSG gearbox | - | 71.0 | 70.0 | 70.0 |

Technical specification (continued).

| | S, SE 1.6 ltr TDI 110 PS | BlueMotion 1.6 ltr TDI 110 PS | SE 2.0 ltr TDI 150 PS | GT 2.0 ltr TDI 150 PS |
|---|-----------------------------|----------------------------------|--------------------------|--------------------------|
| Engine | | | | |
| Engine type | 4 cylinder diesel | 4 cylinder diesel | 4 cylinder diesel | 4 cylinder diesel |
| Cubic capacity, ltrs/cc | 1.6/1598 | 1.6/1598 | 2.0/1968 | 2.0/1968 |
| Max. output, PS ⁽⁰¹⁾ /kW | 110/81 | 110/81 | 150/110 | 150/110 |
| at rpm | 3200-4000 | 3200-4000 | 3500-4000 | 3500-4000 |
| Max. torque, lbs.ft/Nm | 184/250 | 184/250 | 251/340 | 251/340 |
| at rpm | 1500-3000 | 1500-3000 | 1750-3000 | 1750-3000 |
| Gearbox | 5-spd manual | 6-spd manual | 6-spd manual | 6-spd manual |
| | 7-spd auto DSG | – | 6-spd auto DSG | 6-spd auto DSG |
| Weights, kgs | | | | |
| Manual gearbox: | | | | |
| Unladen weight ⁽⁰²⁾ | 1420 | 1435 | 1474 | 1474 |
| Gross vehicle weight | 1920 | 1830 | 1970 | 1970 |
| Payload ⁽⁰²⁾ | 575 | 470 | 571 | 571 |
| Axle load limit: Front | 1050 | 1030 | 1070 | 1070 |
| | Rear 920 | 850 | 950 | 950 |
| Automatic DSG gearbox: | | | | |
| Unladen weight ⁽⁰²⁾ | 1436 | – | 1492 | 1492 |
| Gross vehicle weight | 1940 | – | 1990 | 1990 |
| Payload ⁽⁰²⁾ | 579 | – | 573 | 573 |
| Axle load limit: Front | 1070 | – | 1090 | 1090 |
| | Rear 920 | – | 950 | 950 |
| Trailer load limits, kgs ⁽⁰³⁾ | | | | |
| Braked 12% incline: | | | | |
| Manual gearbox | 1500 | 1000 | 1600 | 1600 |
| Automatic DSG gearbox | 1500 | – | 1600 | 1600 |
| Unbraked: | | | | |
| Manual gearbox | 710 | 710 | 730 | 730 |
| Automatic DSG gearbox | 710 | – | 740 | 740 |
| Towbar load limit | 80 | 80 | 80 | 80 |
| Max. roof load | 75 | 75 | 75 | 75 |

| | S, SE 1.6 ltr TDI 110 PS | BlueMotion 1.6 ltr TDI 110 PS | SE 2.0 ltr TDI 150 PS | GT 2.0 ltr TDI 150 PS |
|---|-----------------------------|----------------------------------|--------------------------|--------------------------|
| Performance | | | | |
| Top speed, mph (km/h), where the law permits | | | | |
| Manual gearbox | 119 (192) | 122 (196) | 132 (212) | 132 (212) |
| Automatic DSG gearbox | 119 (192) | – | 130 (210) | 130 (210) |
| Acceleration, secs 0 – 62mph | | | | |
| Manual gearbox | 11.3 | 11.3 | 9.2 | 9.2 |
| Automatic DSG gearbox | 11.3 | – | 9.2 | 9.2 |
| ABI insurance group, 1 – 50 | 13E, 11E | 13E | 17E | 17E |
| Environmental information | | | | |
| Fuel grade, minimum | Diesel ⁽⁰⁴⁾ | Diesel ⁽⁰⁴⁾ | Diesel ⁽⁰⁴⁾ | Diesel ⁽⁰⁴⁾ |
| Fuel tank capacity, galls/ltrs ⁽⁰⁵⁾ | 11/50 | 11/50 | 11/50 | 11/50 |
| Official fuel consumption | | | | |
| manual gearbox, | | | | |
| mpg/ltr per 100km ⁽⁰⁶⁾ | | | | |
| Urban | 62.8/4.5 ⁽⁰⁶⁾ | 67.3/4.2 ⁽⁰⁶⁾ | 55.4/5.1 ⁽⁰⁶⁾ | 55.4/5.1 ⁽⁰⁶⁾ |
| Extra-urban | 80.7/3.5 ⁽⁰⁶⁾ | 80.7/3.5 ⁽⁰⁶⁾ | 72.4/3.9 ⁽⁰⁶⁾ | 70.6/4.0 ⁽⁰⁶⁾ |
| Combined | 72.4/3.9 ⁽⁰⁶⁾ | 74.3/3.8 ⁽⁰⁶⁾ | 65.7/4.3 ⁽⁰⁶⁾ | 64.2/4.4 ⁽⁰⁶⁾ |
| Official fuel consumption | | | | |
| automatic DSG gearbox, | | | | |
| mpg/ltr per 100km ⁽⁰⁶⁾ | | | | |
| Urban | 64.2/4.4 ⁽⁰⁶⁾ | – | 52.3/5.4 ⁽⁰⁶⁾ | 52.3/5.4 ⁽⁰⁶⁾ |
| Extra-urban | 74.3/3.8 ⁽⁰⁶⁾ | – | 65.7/4.3 ⁽⁰⁶⁾ | 64.2/4.4 ⁽⁰⁶⁾ |
| Combined | 70.6/4.0 ⁽⁰⁶⁾ | – | 60.1/4.7 ⁽⁰⁶⁾ | 58.9/4.8 ⁽⁰⁶⁾ |
| Official CO ₂ emission, g/km | | | | |
| Manual gearbox ⁽⁰⁶⁾ | 101 ⁽⁰⁶⁾ | 98 ⁽⁰⁶⁾ | 112 ⁽⁰⁶⁾ | 115 ⁽⁰⁶⁾ |
| Automatic DSG gearbox ⁽⁰⁶⁾ | 104 ⁽⁰⁶⁾ | – | 122 ⁽⁰⁶⁾ | 125 ⁽⁰⁶⁾ |
| Emission class | EURO 6 | EURO 6 | EURO 6 | EURO 6 |
| Noise, dB | | | | |
| Manual gearbox | 71.0 | 71.0 | 72.0 | 72.0 |
| Automatic DSG gearbox | 69.0 | – | 70.0 | 70.0 |

Technology and dimensions.

Technical specification notes

- 01) The maximum power output figures are quoted in PS (or Pferdestärke, which is the metric equivalent of horsepower). To convert from metric to imperial horsepower, divide the PS figure by 1.0139.
- 02) Figures are calculated in accordance with manufacturer’s criteria. The individual unladen weight depends on the specification of the vehicle, this then reduces the possible payload accordingly. The unladen weight and payload both include the fuel tank 90% full, driver (68kg) and luggage (7kg) in line with EU directive 95/48. Unladen weight shown refers to 3-door models. The unladen weight of 5-door models will increase by 30kg.
- 03) With increasing altitude the engine performance diminishes. From 1,000m above sea level and for every 1,000m thereafter 10% of the vehicle/trailer weight (trailer weight + gross vehicle weight) must be deducted.
- 04) The use of 100% RME and FAME (bio diesel) is not possible. Forecourt diesel with up to 7% bio diesel content, adhering to standard BS EN 590, can be used in diesel engines. The use of ethanol in forecourt petrol meeting BS EN 228 is allowable.
- 05) The size of the fuel tank is approximate and therefore it may be possible to add a greater amount of fuel than the size of the tank specified, due to the space in the filler neck.
- 06) Our CO₂ and consumption values are provisional and are currently under review. Revised values will be published if necessary. Fuel consumption and CO₂ figures are obtained under standardised EU test conditions (Directive 93/116/EEC). This allows a direct comparison between different manufacturer models but may not represent the actual fuel consumption achieved in ‘real world’ driving conditions. More information is available on the Volkswagen website at www.volkswagen.co.uk and at www.dft.gov.uk/vca. The weight of a vehicle will influence the level of CO₂ emissions it produces; as a result, vehicles with higher levels of specification and factory-fitted options may emit higher levels of CO₂. Choosing larger alloy wheels than those fitted as standard may result in increased fuel consumption as well as higher CO₂ emissions and subsequently an increased Vehicle Excise Duty (VED) band. BIK rates paid by company car drivers may also increase. In some instances, the recommended ‘On the road’ retail price paid for a vehicle may increase as a result of the increased VED rate. CO₂ is the main greenhouse gas responsible for global warming. The specifications contained in this brochure are for information purposes only and are subject to change.

Transmission

- Electronic differential lock, combined with a hydraulically operated single-plate dry clutch with asbestos-free lining via a six or seven speed automatic DSG gearbox
- Front wheel drive through asbestos-free single-plate dry clutch. Hydraulic clutch-mechanism. Five or six speed manual, six or seven speed automatic DSG gearbox with double joint half axles (wet clutch on six speed DSG models)

Running gear

- ESC (Electronic Stability Control) including EDL (Electronic Differential Lock) and ASR (Traction Control)
- Front suspension through coil springs with telescopic shock absorbers, all elements integrated in chassis legs
- Rear suspension with gas pressure shock absorbers and separate springs
- Twist beam rear axle (1.0 litre TSI 115 PS, 1.2 litre TSI 85 PS, 1.6 litre TDI 110 PS)
- Multilink rear axle (1.4 litre TSI 125 PS, 1.4 litre TSI 150 PS, 2.0 litre TDI 150 PS)
- Wheel control: front through chassis legs and (lower) triangular wishbones (directionally stabilising steering roll radius)
- Wheel control: rear through four-link suspension with independent wheel suspension
- Front and rear anti-roll bar
- XDS electronic differential lock

Steering

- Electro-mechanical steering rack
- Collapsible, height and lengthways adjustable safety steering column

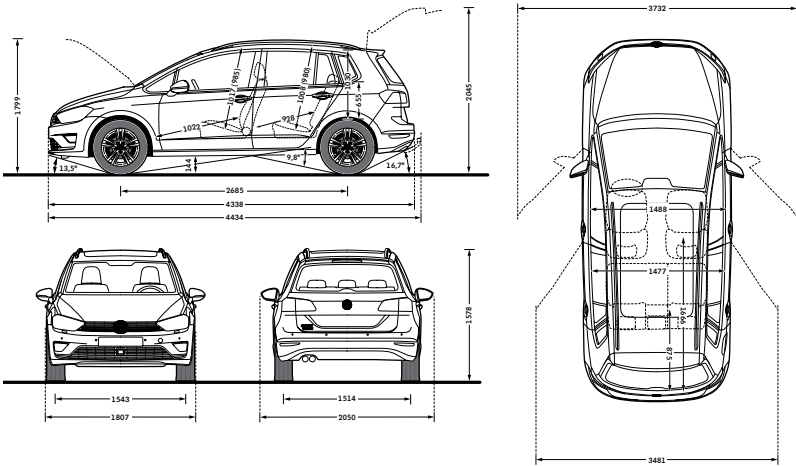
Brakes

- Electronically controlled Anti-lock Braking System (ABS) with Electronic Brake-pressure Distribution (EBD)
- Diagonal twin-circuit brake system with ventilated front disc brakes and rear disc brakes
- Asbestos-free brake pad
- HBA (Hydraulic Brake Assist)
- Automatic Post-Collision Braking System

Engines

- Front transverse-installed engine
- 1.0 litre/115 PS ⁽⁰¹⁾ (85 kW) petrol engine: EU6 emissions standard, three cylinder in-line direct injection engine, with four valves per cylinder. Available with a six speed manual or a seven speed automatic DSG transmission
- 1.2 litre/85 PS ⁽⁰¹⁾ (63 kW) petrol engine: EU6 emissions standard, four cylinder in-line direct injection engine, with two valves per cylinder. Fitted with a turbocharger module with electric boost pressure regulation. Available with a five speed manual transmission
- 1.4 litre/125 PS ⁽⁰¹⁾ (92 kW) petrol engine: EU6 emissions standard, four cylinder in-line direct injection turbocharged engine, with four valves per cylinder. Fitted with a turbocharger. Available with a six speed manual or a seven speed automatic DSG transmission
- 1.4 litre/150 PS ⁽⁰¹⁾ (110 kW) petrol engine: EU6 emissions standard, four cylinder in-line direct injection turbocharged engine, with four valves per cylinder. Fitted with a turbocharger. Available with a six speed manual or a seven speed automatic DSG transmission
- 1.6 litre/110 PS ⁽⁰¹⁾ (81 kW) common rail diesel engine: EU6 emissions standard, four cylinder in-line common rail diesel engine, with four valves per cylinder. Fitted with a turbocharger and a DPF (diesel particulate filter). Available with a five speed manual, six speed manual or a seven speed automatic DSG transmission
- 2.0 litre/150 PS ⁽⁰¹⁾ (110 kW) common rail diesel engine: EU6 emissions standard, four cylinder in-line common rail diesel engine, with four valves per cylinder. Fitted with a turbocharger and a DPF (diesel particulate filter). Available with a six speed manual or a six speed automatic DSG transmission

Dimensions



On illustrations, where arrows and figures are shown inside of the vehicle, the measurements are for interior dimensions. Where arrows and figures are shown outside of the vehicle, the measurements are for exterior dimensions.

Exterior dimensions

| | |
|-------------------------------------|-----------|
| Length, mm | 4338 |
| Width – including door mirrors, mm | 2050 |
| Width – opened front/rear doors, mm | 3732/3481 |
| Height – mm | 1578 |
| Height – opened bonnet/floor, mm | 1799 |
| Height – opened tailgate/floor, mm | 2045 |
| Wheelbase, mm | 2685 |
| Turning circle, m | 11.1 |

Interior dimensions

| | |
|---|------------|
| Effective headroom – front, mm (with sunroof) | 1017 (985) |
| Effective headroom – rear, mm (with sunroof) | 1008 (980) |
| Elbow width, front, mm | 1488 |
| Elbow width, rear, mm | 1477 |
| Legroom front, mm | 1022 |
| Legroom rear, mm | 928 |

Maximum luggage capacity, litres VDA measuring method using

200 x 100 x 50mm blocks

| | |
|-------------------------|---------|
| With rear seats upright | 500-590 |
| With rear seats folded | 1520 |

Figures shown are for standard specification models. The addition of certain factory-fitted options and/or accessories may affect some of the dimensions shown.

CO₂ emissions and VED bands with optional wheels.

Effect of wheel size on CO₂ emissions and VED bands

Choosing larger alloy wheels than standard as an option, may result in increased fuel consumption as well as higher CO₂ emissions and subsequently increased Vehicle Excise Duty (VED) band. The BIK rates paid by company car drivers may also increase. This is due to the fact that larger wheels have both more aerodynamic drag and more mechanical drag, resulting in increased rolling resistance and increased wind resistance. As a result, the VED band that the vehicle falls into may increase from its original VED band when fitted with standard size wheels. In some instances, the recommended 'On the road' retail price paid for the vehicle may increase as a result of the increased VED rate. The chart below shows CO₂ emissions and the related VED bands for vehicles with both standard-fit wheels and larger optional alloy wheels.

| | | | Output, PS | Standard wheel size | CO ₂ emission, g/km*, standard wheels | VED band, standard wheels | Optional alloy wheel and size | CO ₂ emission, g/km*, optional alloy wheels | VED band, optional wheels |
|------------------------|---------------------------------|------------------|------------|---------------------|--|---------------------------|-------------------------------|--|---------------------------|
| 5-door hatchback range | | | | | | | | | |
| S | 1.2 ltr TSI BMT | 5 speed manual | 85 | 15" | 114* | C | 16" Perth | 114* | C |
| | 1.4 ltr TSI BMT | 6 speed manual | 125 | 15" | 125* | D | 16" Perth | 125* | D |
| | 1.4 ltr TSI BMT | 7 speed auto DSG | 125 | 15" | 121* | D | 16" Perth | 121* | D |
| | 1.6 ltr TDI BMT | 6 speed manual | 110 | 15" | 101* | B | 16" Perth | 101* | B |
| | 1.6 ltr TDI BMT | 7 speed auto DSG | 110 | 15" | 104* | B | 16" Perth | 104* | B |
| BlueMotion | | | | | | | | | |
| BlueMotion | 1.6 ltr TDI BM | 6 speed manual | 110 | 15" | 98* | A | 16" Perth | 98* | A |
| SE | 1.4 ltr TSI BMT | 6 speed manual | 125 | 16" | 125* | D | 17" Madrid, 17" Singapore | 130* | D |
| | 1.4 ltr TSI BMT | 7 speed auto DSG | 125 | 16" | 121* | D | 17" Madrid, 17" Singapore | 126* | D |
| | 1.6 ltr TDI BMT | 6 speed manual | 110 | 16" | 101* | B | 17" Madrid, 17" Singapore | 106* | B |
| | 1.6 ltr TDI BMT | 7 speed auto DSG | 110 | 16" | 104* | B | 17" Madrid, 17" Singapore | 109* | B |
| | 2.0 ltr TDI BMT | 6 speed manual | 150 | 16" | 112* | C | 17" Madrid, 17" Singapore | 115* | C |
| | 2.0 ltr TDI BMT | 6 speed auto DSG | 150 | 16" | 122* | D | 17" Madrid, 17" Singapore | 125* | D |
| SE BlueMotion | | | | | | | | | |
| SE BlueMotion | 1.0 ltr TSI BM | 6 speed manual | 115 | 16" | 105* | A | 16" Perth | 105* | A |
| | 1.0 ltr TSI BM | 7 speed auto DSG | 115 | 16" | 105* | A | 16" Perth | 105* | A |
| GT | | | | | | | | | |
| GT | 1.4 ltr TSI BMT | 6 speed manual | 150 | 17" | 130* | D | 18" Durban | 130* | D |
| | 1.4 ltr TSI BMT | 6 speed auto DSG | 150 | 17" | 126* | D | 18" Durban | 126* | D |
| | 2.0 ltr TDI BMT | 6 speed manual | 150 | 17" | 115* | C | 18" Serron | 115* | C |
| | 2.0 ltr TDI BMT | 6 speed auto DSG | 150 | 17" | 125* | D | 18" Serron | 125* | D |

* Our CO₂ and consumption values are provisional and are currently under review. Revised values will be published if necessary. Fuel consumption and CO₂ figures are obtained under standardised EU test conditions (Directive 93/116/EEC). This allows a direct comparison between different manufacturer models but may not represent the actual fuel consumption achieved in 'real world' driving conditions. More information is available on the Volkswagen website at www.volkswagen.co.uk and at www.dft.gov.uk/vca. Please note: the increase in VED rate that is payable is in addition to the cost of the optional alloy wheels. Please consult your Volkswagen retailer for full details. [BMT refers to BlueMotion Technology.](#) [BM refers to BlueMotion.](#)



Model shown is Golf SV GT with optional 18" 'Serron' alloy wheels, Bi-xenon headlights and metallic paint.



Model shown is Golf SV GT with optional Bi-xenon headlights and metallic paint.

Volkswagen service.

Exclusions and terms and conditions apply to all warranties and plans listed. For pricing and further details of Volkswagen Warranties and Service Plans, please consult your authorised Volkswagen retailer or repairer, or visit www.volkswagen.co.uk

Three-year Warranty

All Volkswagen passenger cars come with a three-year/60,000 miles warranty, which protects your car against the failure of most technical and electrical components due to manufacturing defects. This comprises a two-year manufacturer's warranty with unlimited mileage plus a further one-year/60,000 miles (whichever is soonest) Retailer Warranty¹. Should the mileage exceed 60,000 miles within the first two years, the manufacturer's two-year warranty will still be valid. Full details of the three-year warranty are available from your authorised Volkswagen retailer or repairer.

Body Protection Warranty

The internal body sections and panels of the Golf SV are covered against rusting through from the inside for 12 years. Naturally, the vehicle must be cared for in compliance with the manufacturer's operating instructions. Please consult your authorised Volkswagen retailer or repairer for full warranty details.

Three-year Paintwork Warranty

This latest paintwork warranty, pioneered by Volkswagen, provides you with cover on a new car. Naturally, during the warranty period the car must be cared for in compliance with the manufacturer's operating instructions. Any paintwork defects, as a result of the manufacturing process, will be rectified without charge.

Approved Accessories

A comprehensive range of accessories from alloy wheels to carpet mats is available to complement the factory-fitted option list. Volkswagen approved accessories purchased from and fitted by your authorised Volkswagen retailer at the point of vehicle sale will also benefit from the three-year vehicle warranty.

Extended warranty

If you order the Volkswagen Extended Warranty as an option when buying your new Golf SV then you get the 100% Volkswagen Warranty and you can continue to enjoy comprehensive Volkswagen protection against many unforeseeable repair costs. Designed to your needs, you can purchase an extra one or two year's warranty up to a maximum of five years or 90,000 miles.

Service Intervals

Volkswagen is pleased to offer you a choice on how your Volkswagen is serviced. The appropriate selection is entirely dependent on how the car is likely to be driven and its general use. To help you identify which type of service would be most suitable, please refer to the following guide.

The Fixed Service is recommended for vehicles that will cover less than 10,000 miles in 12 months and if the vehicle is likely to be used in the following way:

- Predominantly urban driving, short journeys with frequent cold starts.
- Activities regularly producing high engine loading, e.g. frequent hill climbs, driving with vehicle fully loaded and towing.
- Uneconomical driving style using high rpms with heavy acceleration and heavy braking.

The service intervals for the Fixed Service are as follows:

- Oil change service – After 1 year or 10,000 miles (15,000km), whichever is soonest.
- Inspection service² – First after 2 years or 20,000 miles (30,000km), then every one year or 20,000 miles (30,000km), whichever is soonest.

The Flexible Service is recommended for vehicles with daily mileage of more than 25 miles where the vehicle is driven regularly mainly on longer distance journeys. The vehicle is driven mainly at a constant speed with minimum vehicle and engine loading, minimal towing and driven in an economical manner. With the Flexible Service the vehicle can cover anywhere between 10,000³ and a maximum of 20,000³ miles or 24 months (whichever is soonest) between oil changes.

The service intervals for the Flexible Service are as follows:

- Oil change service – According to flexible service interval display (after 2 years at the latest).
- Inspection service² – First after 2 years or 20,000 miles (30,000km), then every one year or 20,000 miles (30,000km), whichever is soonest.

The up! model is only available with the Fixed Service schedule. Please consult your authorised Volkswagen retailer or repairer for advice and full details.

Please note: If you purchase a Volkswagen Fixed Price Service Plan your vehicle will follow the Fixed Service schedule.

Volkswagen Insurance⁴

We want you to start enjoying your new car from day one and thanks to Volkswagen free 5 day insurance, you can. Call free on 0330 303 6930 (lines are open Monday to Friday 8am – 9pm and Saturday 9am – 5pm), provide a few details and a cover note will be sent to your retailer. They will then tax your car and you can drive it away.

Volkswagen Insurance⁵

Get three years' Volkswagen Insurance cover for free.

Another great benefit of being a Volkswagen driver. If your Volkswagen was damaged in an accident, wouldn't you want it fixed by a Volkswagen trained technician using only genuine Volkswagen parts? Insurance is Volkswagen's accident and repair cover which does exactly that. It works alongside your main comprehensive motor insurance policy no matter who you are insured with, to make sure you get the quality repair and service you would want. If you're involved in an accident or your car is stolen, just one call to us and we'll look after your claim from start to finish ensuring your Volkswagen is restored to the highest standard.

Activate your cover and benefit from:

- A guarantee that your Volkswagen will be repaired by a Volkswagen approved repairer and Volkswagen trained technicians, using only genuine Volkswagen parts and paints.
- A dedicated Claims Manager who will manage your claim from start to finish, liaising with your insurer and the repairer so you don't have to.
- Help to recover any uninsured losses using our Legal Expenses Cover.
- Online claims tracking so you can keep up to date with the status of any claim.

Volkswagen Insurance is free to all Volkswagen customers for three years and it only takes a minute to get cover. To find out more and to activate your cover, visit volkswagen-insurance.co.uk

Volkswagen Finance⁶

Volkswagen Finance specialises in providing funding solutions for Volkswagen drivers. Whether your Volkswagen is for private or business use, you can choose from a range of funding options.

- Solutions – a Personal Contract Plan
- Hire purchase
- Lease purchase
- Finance lease
- Contract hire

With all Volkswagen Finance products you can choose a fixed-cost maintenance plan to help you budget for your servicing and maintenance costs. No matter what finance product you choose, your local Volkswagen retailer will be able to provide you with a personalised quote that could meet your budget and vehicle needs.

Fuel consumption and CO₂ Emissions

Our CO₂ and consumption values are provisional and are currently under review. Revised values will be published if necessary. Fuel consumption and CO₂ figures are obtained under standardised EU test conditions (Directive 93/116/EEC). This allows a direct comparison between different manufacturer models but may not represent the actual fuel consumption achieved in 'real world' driving conditions. More information is available on the Volkswagen website at www.volkswagen.co.uk and at www.dft.gov.uk/vca.

The weight of a vehicle will influence the level of CO₂ emissions it produces; as a result, vehicles with higher levels of specification and factory-fitted options may emit higher levels of CO₂. Choosing larger alloy wheels than those fitted as standard may result in increased fuel consumption as well as higher CO₂ emissions and subsequently an increased Vehicle Excise Duty (VED) band. BIK rates paid by company car drivers may also increase. In some instances, the recommended 'On the road' retail price paid for a vehicle may increase as a result of the increased VED rate. CO₂ is the main greenhouse gas responsible for global warming.

The specifications contained in this brochure are for information purposes only and are subject to change.

Volkswagen Roadside Assistance

Every new car is registered for Volkswagen Roadside Assistance for one year except the Touareg which is registered for three years. This provides vehicle roadside and home recovery in the unlikely event of a breakdown in the UK and Europe (subject to conditions). Volkswagen Roadside Assistance can also be purchased for subsequent years. For full details, please contact your authorised Volkswagen retailer. Exclusions and terms and conditions apply. For pricing and further details of Volkswagen Roadside Assistance, please consult your authorised Volkswagen retailer, or visit www.volkswagen.co.uk

Tax Free Sales

For full details, please contact your authorised Volkswagen retailer.

Please note:

Some illustrations in this brochure do not necessarily reflect UK specifications and may not be available. In particular, controls and some items of equipment are positioned differently for the UK.

The specifications contained in this brochure are for information purposes only and are subject to change. If you require any specific feature, you must consult your authorised Volkswagen retailer who is regularly updated with any change in specification. Please check model availability and full specification details with your authorised Volkswagen retailer prior to ordering.

Note: we would like to advise you that telephone calls to Volkswagen Customer Care may be monitored and recorded as part of our training and quality assurance processes. All our monitoring and recording processes meet Ofcom regulations.

¹ All warranty work must be completed by an authorised Volkswagen retailer or repairer.

² The inspection service first at 3 years (or 40,000 miles) and then every second year (or 40,000 miles) has additional workscope.

³ The quoted mileage is based on a conversion from kilometres and is therefore unlikely to exceed circa 18,000 miles between oil changes.

⁴ Volkswagen Financial Services is a trading name of Volkswagen Financial Services (UK) Limited ('VWFS UK'). Registered in England and Wales number: 2835230. Registered Office: Brunswick Court, Yeomans Drive, Blakelands, Milton Keynes MK14 5LR. Financial and consumer credit services are provided by VWFS UK. Annual insurance credit is provided by Ageas Retail Limited. Volkswagen Motor Insurance from VWFS UK is sold and administered by Ageas Retail Limited, registered in England and Wales number: 1324965. Registered Office: Ageas House, Hampshire Corporate Park, Templars Way, Eastleigh, Hampshire SO53 3YA. VWFS UK and Ageas Retail Limited are not part of the same corporate group.

⁵ Insurance from Volkswagen Financial Services is sold and administered by Lawshield UK Limited, registered in England number: 3360532 (registered office: Lawshield House, 850 Ibis Court, Lakeside Drive, Centre Park, Warrington, Cheshire WA1 1RL) and underwritten by UK General Insurance Limited on behalf of Ageas Insurance Limited, registered in England number: 354568 (registered office: Ageas House, Tollgate, Eastleigh, Hampshire SO53 3YA).

⁶ Finance is available to 18s and over, subject to status. Terms and conditions apply. Volkswagen Finance.

The Golf SV

Volkswagen Information Service. Telephone: 0800 333 666

Internet: www.volkswagen.co.uk

© Volkswagen Group United Kingdom Limited 2015.

Issue: 1 December 2015. Printed in UK.

PVVW901SVGOLF



facebook.com/VolkswagenUK



[@UKVolkswagen](https://twitter.com/UKVolkswagen)



youtube.com/UKVolkswagen