



Das Auto.

# The new Passat and Passat Estate









Model shown is new Passat Estate Sport with optional Bi-Xenon headlights and metallic paint. Please note, alloy wheels shown are not UK specification.

**Sleek, sporty,  
innovative. There's  
no mistaking the  
new Passat and  
Passat Estate.**

Breathtakingly stylish and highly innovative, the new Passat is packed with a host of technologies and refinements, all carefully designed to make the driving experience more enjoyable, more relaxed and safer than ever before. Allied with an elegant interior offering new levels of comfort and luxury, and a restyled exterior creating a more charismatic road presence than ever before, it makes for a powerful package.

**Technology, refined.**



Model shown is new Passat Saloon Sport with optional Bi-Xenon headlights including LED rear tail lights and metallic paint. Please note, alloy wheels shown are not UK specification.





Legendary  
build quality  
meets sleek  
contours and  
contemporary  
styling.

**01** The **chrome louvres** of the restyled radiator grille and front air intake with chrome trimmed surround, add a touch of refinement and elegance to the front design.

**02** The **strong, prominent C pillar** provides a dynamic transition to the distinctive rear design.

**03** Optional **Bi-Xenon headlights** are equipped with LED daytime running lights, giving the Passat a contemporary, stylish look. Specify this option and your new Passat will also benefit from LED rear tail lights. Optional on all models.

**04** Optional 17 inch **'Sao Paolo' alloy wheels** give a distinctly sporty look to the new Passat and Passat Estate SE and Sport.

From whichever angle you view the new Passat and Passat Estate, the design is unmistakably and unequivocally Volkswagen: stylish, innovative and elegant.






03



02



03



04

# Setting the benchmark for innovative ideas and advanced technology.

For years, the Passat and Passat Estate have been renowned for delivering the ultimate in reliability, practicality and comfort. Now, Volkswagen are building on this established reputation with a range of highly innovative, technological advancements, designed to meet your every expectation, and make a real difference in terms of quality, refinement and luxury.


The latest TDI engines, for example, are equipped with common rail technology, ensuring high torque along with low fuel consumption. TSI petrol engines follow the down-sizing principle, using low capacity,

highly sophisticated turbocharging and precise direct injection to deliver maximum power and exceptional fuel economy. When utilised with BlueMotion Technologies such as the Start/Stop function, which momentarily switches off the engine when the vehicle is stationary and in neutral and starts it again as you depress the accelerator, and battery regeneration, which recuperates energy under braking and acceleration to boost the alternator – both fuel consumption and CO<sub>2</sub> emissions are further reduced dramatically.

In addition, a range of sophisticated assistance systems enables you to drive long distances not only efficiently, but more comfortably and more safely than ever before. The Fatigue Detection system, standard on SE and Sport models, for instance, can detect from your steering behaviour if you are entering a critical state of weariness and, via visual and acoustic signals, recommends you take a break.







A range of powerful engines delivers optimum performance along with exceptional economy and lower emissions.

**01 The Fatigue Detection system** detects when the driver is becoming tired and recommends taking a break. Standard on SE and Sport models, and optional on S models as part of cruise control.

**02** Externally, Volkswagen's 'BlueMotion Technology' badging identifies the cleanest, most energy-efficient cars in our range. So when you see this badge you'll know we're talking about ways to cut emissions and the cost of your motoring.





Turn on.  
Tune in.  
Chill-out.

**01 The RCD 310 radio/MP3 compatible CD player** features eight speakers with an output of 4 x 20 watts. It also features an AUX-in socket for connection to an external multimedia source (e.g. iPod or MP3 player). Standard on S and SE models. On SE models the radio system incorporates a **DAB digital receiver**, allowing you to listen to all digital stations available in crystal clear sound. DAB is optional on S models.

**02 The RNS 315 touch-screen navigation/radio system with MP3 compatible CD player** features a 5 inch colour display with clearly arranged map navigation, as well as an SD card reader and practical AUX-in socket for connecting external audio devices such as an iPod or MP3 player. Standard on Sport and optional on S and SE models.

**03 The RCD 510 touch-screen radio/dash-mounted MP3 compatible six CD autochanger** features a large 6½ inch colour display, with intuitive menu navigation and touch-screen operation. It also features an AUX-in socket for connection to an external multimedia source (e.g. iPod or MP3 player) and an SD memory card slot. Optional on S and SE models.

**04 The RNS 510 DVD touch-screen navigation/radio system** with integrated voice control will guide you to your destination using all but the last two digits of a UK postcode and includes a 6½ inch colour display. This state-of-the art system responds to spoken voice commands for navigation, CD and radio functions. It also plays DVDs (when the vehicle is stationary) and music from the DVD drive, 30 GB hard drive or via an SD card. Optional on all models.

RCD 310 radio system, RCD 510 radio system, RNS 315 navigation/radio system or RNS 510 DVD navigation/radio system cannot be specified in conjunction with each other. RNS 315 navigation/radio system and RNS 510 DVD navigation/radio system includes postcode search functionality for all but the last 2 digits of a UK postcode.



03



04



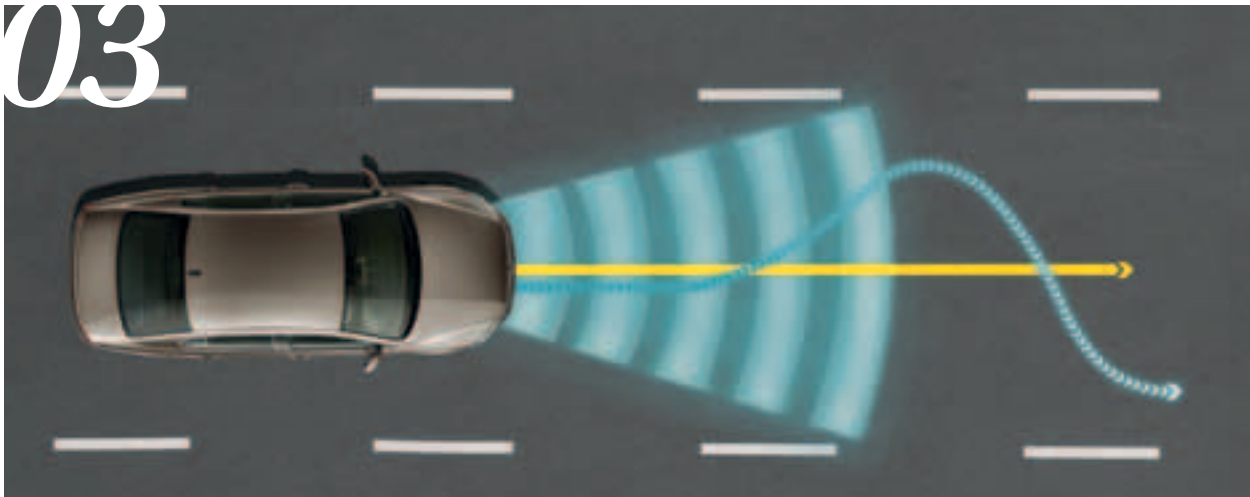
01



02



03



**01** The optional **colour multifunction computer display** features a high-resolution screen with intuitive menu navigation and keeps you informed with information about your vehicle and journey, such as average fuel consumption and exterior temperature. Optional on SE and Sport models. When used in connection with the **electronic tyre pressure monitor**, it provides information about the pressure of each individual tyre. Tyre pressure monitor is standard on Sport and optional on SE models.

**02** Volkswagen's **Park Assist system** has long made parallel parking significantly easier. However, this new system combines conventional Park Assist with the added functionality of reverse parking into a space at 90° to the kerb. The driver activates the system by pressing a button on the centre console. Using ultrasonic parking sensors, Park Assist will detect a large enough parking space for either reverse or parallel parking and the assisted parking process can begin. Having put the vehicle into reverse, all the driver has to do is operate the accelerator, clutch and brake, while keeping a good lookout. The new Passat then takes care of the

steering into its chosen space. Further improvements mean Park Assist can now parallel park in particularly small spaces, up to vehicle length +80 cm. Optional on all models.

**03 Lane Assist** is a camera controlled lane tracking aid that countersteers your vehicle if it drifts from your chosen lane, and gives an audible warning should you remove your hands from the steering wheel. Optional on SE and Sport models.

Intelligent systems  
make short work of  
long journeys.

**Step inside and  
discover a world  
of innovation and  
sheer luxury.**



Interior shown is new Passat Estate S.





Interior shown is new Passat S.







High quality materials, all colour-coordinated; clearly designed instruments that are easy to read; an ergonomically designed layout with everything intuitively to hand: look forward to quality that is second to none in the new Passat and Passat Estate.

**01 The flexible loading space** of the new Passat Estate can easily be extended, giving it a maximum volume of 1,731 litres. Image shown includes sliding load bed – this option will be available in early 2011. Please contact your Volkswagen retailer for full details.

**02 The Keyless entry/locking and starting system** enables you to enter your vehicle and even start the engine using a button in the centre console, without taking the key out of your pocket. Optional on all models.

**03 The 2Zone electronic climate control with automatic air recirculation**, courtesy of an air quality sensor, provides temperature

controls that can be individually adjusted by the driver and front passenger, enabling them to set their own desired temperature. The system ensures all passengers enjoy a comfortable journey and the temperature selected is displayed accurately, within half a degree Celsius. Standard on Sport and optional on S and SE models.

**04** On SE and Sport models, the driver's seat offers **electric 6-way seat adjustment including lumbar support**, while head restraints can be adjusted vertically and horizontally, ensuring the optimum position for your spine. Fully adjustable, active




air conditioning circulating warm or cool air via ducts in the seat cushions and further enhancing ride comfort, is available as an option for the SE when you order climate seats in perforated Black 'Vienna' leather.

**05** The large **panoramic sunroof** lets in three times more light into the Passat Estate than a conventional sunroof, providing an extra dimension of light and space. A tilting only sunroof is also available for Saloon models (not shown). Optional on all models.

# Finished to perfection. Just for you.

# Alloy wheels.

- 01 'Barcelona' 7J x 16" with 215/55 R16 low rolling resistance tyres.  
Standard on S models.
- 02 'Fontana' 7½J x 17" with 235/45 R17 tyres.  
Standard on SE and optional on S and Sport models.
- 03 'Minneapolis' 7½J x 17" with 235/45 R17 tyres.  
Standard on Sport and optional on SE models.
- 04 'Sao Paolo' 7½J x 17" with 235/45 R17 tyres.  
Optional on SE and Sport models.
- 05 'Salamanca' 7½J x 17" with 235/45 R17 tyres.  
Optional on SE and Sport models.
- 06 'Vicenza' 7½J x 18" with 235/45 R18 tyres.  
Optional on SE and Sport models.



01

02



07

08

09

03

05

04

06

## Paint.

### Non-Metallic

- 01 Urano Grey (5K)
- 02 Candy White (B4)
- 03 Tornado Red (G2)

### Metallic\*

- 04 Cashmere (6R)
- 05 Reflex Silver (8E)
- 06 Iron Grey (9H)
- 07 Night Blue (Z2)

### Pearl Effect\*

- 08 Deep Black (2T)
- 09 Mocca Anthracite (3Q)
- 10 Island Grey (C9)

\* Optional at extra cost.

10



# Upholstery.

## STANDARD UPHOLSTERY

### S – ‘Conté’ cloth

01 Black (QQ)

### SE – ‘Matera’ cloth

02 Black (QQ)

03 Desert Beige (NE/NV)

04 Espresso (KN)

### Sport – ‘Silversprint’ cloth

05 Black (QQ)

## OPTIONAL UPHOLSTERY

### SE – ‘Vienna’ leather\*

06 Black (QQ)

07 Desert Beige (NE/NV)

08 Espresso (KN)

### SE – ‘Vienna’ perforated leather\*

09 Black (QQ)






### Sport – ‘Nappa’ leather\*

10 Black (QQ)

11 Desert Beige (NE/NV)

12 Espresso (KN)

\* Leather upholstery is optional at extra cost. Some parts of leather interior will contain artificial leather.



# Combinations.

Seat upholstery	Carpet	Dashboard	Urano Grey	Candy White	Tornado Red	Cashmere Metallic*	Reflex Silver Metallic*	Iron Grey Metallic*	Night Blue Metallic*	Deep Black Pearl Effect*	Mocca Anthracite Pearl Effect*	Island Grey Pearl Effect*
			5K	B4	G2	6R	8E	9H	Z2	2T	3Q	C9
<b>‘Conté’ cloth</b>												
<b>Standard on S</b>												
Black (QQ)	Black	Black/Desert Beige	●	●	●	●	●	●	●	●	●	●
<b>‘Matera’ cloth</b>												
<b>Standard on SE</b>												
Black (QQ)	Black	Black	●	●	●	●	●	●	●	●	●	●
Desert Beige (NE)	Beige	Black	●	●	●	●	●	●	●	●	●	●
Desert Beige (NV)	Black	Black	●	●	●	●	●	●	●	●	●	●
Espresso (KN)	Black	Black	●	●	●	●	●	●	●	●	●	●
<b>‘Silversprint’ cloth</b>												
<b>Standard on Sport</b>												
Black (QQ)	Black	Black	●	●	●	●	●	●	●	●	●	●
<b>‘Vienna’ leather* †</b>												
<b>Optional on SE</b>												
Black (QQ)	Black	Black	○	○	○	○	○	○	○	○	○	○
Desert Beige (NE)	Beige	Black	○	○	○	○	○	○	○	○	○	○
Desert Beige (NV)	Black	Black	○	○	○	○	○	○	○	○	○	○
Espresso (KN)	Black	Black	○	○	○	○	○	○	○	○	○	○
<b>‘Vienna’ leather* †</b>												
<b>perforated for Climate seat option</b>												
<b>Optional on SE</b>												
Black (QQ)	Black	Black	○	○	○	○	○	○	○	○	○	○
<b>‘Nappa’ leather* †</b>												
<b>Optional on Sport</b>												
Black (QQ)	Black	Black	○	○	○	○	○	○	○	○	○	○
Desert Beige (NE)	Beige	Black	○	○	○	○	○	○	○	○	○	○
Desert Beige (NV)	Black	Black	○	○	○	○	○	○	○	○	○	○
Espresso (KN)	Black	Black	○	○	○	○	○	○	○	○	○	○

\* Metallic and pearl effect paints, and leather upholstery are optional at extra cost.

† Some parts of leather interior will contain artificial leather.

● Standard. ○ Optional at extra cost.

# Technical specification – new Passat Saloon.

	S, SE 1.4 litre TSI 122 PS BlueMotion Technology	S, SE, Sport 1.8 litre TSI 160 PS	Sport 2.0 litre TSI 210 PS	S, SE, Sport 1.6 litre TDI 105 PS BlueMotion Technology	S, SE, Sport 2.0 litre TDI 140 PS BlueMotion Technology	Sport 2.0 litre TDI 170 PS BlueMotion Technology
<b>Engine</b>						
Engine type	Four cylinder petrol	Four cylinder petrol	Four cylinder petrol	Four cylinder diesel	Four cylinder diesel	Four cylinder diesel
Cubic capacity, ltrs/cc	1.4/1390	1.8/1798	2.0/1984	1.6/1598	2.0/1968	2.0/1968
Max. output, PS <sup>(01)</sup> /kW	122/90	160/118	210/155	105/77	140/103	170/125
at rpm	5000	5000	5000	4400	4200	4200
Max. torque, lbs.ft/Nm	148/200	185/250	185/250	185/250	236/320	258/350
at rpm	1500	1500	1700	1500	1750	1750
Gearbox	Six speed manual	Six speed manual	Six speed manual	Six speed manual	Six speed manual	Six speed manual
	Seven speed auto DSG	Seven speed auto DSG	Six speed auto DSG	–	Six speed auto DSG	Six speed auto DSG
<b>Weights, kgs</b>						
Manual gearbox:						
Unladen weight <sup>(02)</sup>	1451	1502	1537	1499	1532	TBA
Gross vehicle weight	2000	2030	2060	2040	2100	TBA
Payload <sup>(02)</sup>	624	603	598	616	643	TBA
Axle load limit: Front	1040	1090	1100	1090	1120	TBA
Rear	1010	990	1010	1000	1030	TBA
Automatic DSG gearbox:						
Unladen weight <sup>(02)</sup>	1473	1517	1544	–	1560	1591
Gross vehicle weight	2030	2050	2080	–	2130	2130
Payload <sup>(02)</sup>	632	608	611	–	645	614
Axle load limit: Front	1070	1110	1120	–	1150	1160
Rear	1010	990	1010	–	1030	1020
<b>Trailer load limits, kgs <sup>(03)</sup></b>						
Braked 12% incline:						
Manual gearbox	1400	1500	1600	1400	1800	1800
Automatic DSG gearbox	1400	1500	1600	–	1800	1800
Unbraked:						
Manual gearbox	720	750	750	740	750	750
Automatic DSG gearbox	730	750	750	–	750	750
Towbar load limit	90	90	90	90	90	90
Max. roof load	100	100	100	100	100	100



	<b>S, SE 1.4 litre TSI 122 PS BlueMotion Technology</b>	<b>S, SE, Sport 1.8 litre TSI 160 PS</b>	<b>Sport 2.0 litre TSI 210 PS</b>	<b>S, SE, Sport 1.6 litre TDI 105 PS BlueMotion Technology</b>	<b>S, SE, Sport 2.0 litre TDI 140 PS BlueMotion Technology</b>	<b>Sport 2.0 litre TDI 170 PS BlueMotion Technology</b>
<b>Performance</b>						
Top speed, mph (km/h), where the law permits						
Manual gearbox	127 (205)	137 (220)	148 (238)	121 (195)	132 (213)	141 (227)
Auto DSG gearbox	127 (205)	137 (220)	147 (236)	–	131 (211)	139 (223)
Acceleration, secs 0 - 62 mph						
Manual gearbox	10.3	8.5	7.6	12.2	9.8	8.6
Auto DSG gearbox	10.3	8.5	7.6	–	9.8	8.6
ABI insurance group, 1 - 50	17E	23E	26E	16E	21E	24E
<b>Environmental information</b>						
Fuel grade, minimum	Unleaded, 95 RON <sup>(04)</sup>	Unleaded, 95 RON <sup>(04)</sup>	Unleaded, 95 RON <sup>(04)</sup>	Diesel <sup>(05)</sup>	Diesel <sup>(05)</sup>	Diesel <sup>(05)</sup>
Fuel tank capacity, galls/ltrs	15.4/70	15.4/70	15.4/70	15.4/70	15.4/70	15.4/70
Official fuel consumption, manual gearbox, mpg/ltr per 100 km <sup>(06)</sup>						
Urban	36.2/7.8	29.4/9.6	28.2/10.0	54.3/5.2	50.4/5.6	52.3/5.4
Extra-urban	57.6/4.9	53.3/5.3	50.4/5.6	74.3/3.8	70.6/4.0	68.9/4.1
Combined	47.9/5.9	40.9/6.9	39.2/7.2	65.7/4.3	61.4/4.6	61.4/4.6
Official fuel consumption, automatic DSG gearbox, mpg/ltr per 100 km <sup>(06)</sup>						
Urban	38.7/7.3	29.7/9.5	26.2/10.8	–	44.8/6.3	44.8/6.3
Extra-urban	54.3/5.2	51.4/5.5	47.9/5.9	–	62.8/4.5	61.4/4.6
Combined	47.1/6.0	40.4/7.0	36.7/7.7	–	54.3/5.2	53.3/5.3
Official CO <sub>2</sub> emission, g/km						
Manual gearbox <sup>(07)</sup>	138	160	169	114	119	120
Automatic DSG gearbox <sup>(07)</sup>	138	162	180	–	135	139
Emission class	EURO 5	EURO 5	EURO 5	EURO 5	EURO 5	EURO 5
Noise, dB						
Manual gearbox	71.0	71.0	70.0	71.0	70.0	73.0
Automatic DSG gearbox	69.0	68.0	71.0	–	69.0	69.0

# Technical specification – new Passat Estate.

	S, SE 1.4 litre TSI 122 PS BlueMotion Technology	S, SE, Sport 1.8 litre TSI 160 PS	Sport 2.0 litre TSI 210 PS	S, SE, Sport 1.6 litre TDI 105 PS BlueMotion Technology	S, SE, Sport 2.0 litre TDI 140 PS BlueMotion Technology	Sport 2.0 litre TDI 170 PS BlueMotion Technology
<b>Engine</b>						
Engine type	Four cylinder petrol	Four cylinder petrol	Four cylinder petrol	Four cylinder diesel	Four cylinder diesel	Four cylinder diesel
Cubic capacity, ltrs/cc	1.4/1390	1.8/1798	2.0/1984	1.6/1598	2.0/1968	2.0/1968
Max. output, PS <sup>(01)</sup> /kW	122/90	160/118	210/155	105/77	140/103	170/125
at rpm	5000	5000	5300	4400	4200	4200
Max. torque, lbs.ft/Nm	148/200	185/250	206/280	185/250	236/320	258/350
at rpm	1500	1500	1700	1500	1750	1750
Gearbox	Six speed manual	Six speed manual	Six speed manual	Six speed manual	Six speed manual	Six speed manual
	Seven speed auto DSG	Seven speed auto DSG	Six speed auto DSG	–	Six speed auto DSG	Six speed auto DSG
<b>Weights, kgs</b>						
Manual gearbox:						
Unladen weight <sup>(02)</sup>	1484	1530	1559	1543	1571	TBA
Gross vehicle weight	2080	2110	2140	2120	2180	TBA
Payload <sup>(02)</sup>	671	655	656	652	684	TBA
Axle load limit: Front	1040	1090	1100	1090	1120	TBA
Rear	1090	1070	1090	1080	1110	TBA
Automatic DSG gearbox:						
Unladen weight <sup>(02)</sup>	1507	1551	1582	–	1601	1618
Gross vehicle weight	2110	2130	2160	–	2210	2210
Payload <sup>(02)</sup>	678	654	653	–	684	667
Axle load limit: Front	1070	1110	1120	–	1150	1160
Rear	1090	1070	1090	–	1110	1100
<b>Trailer load limits, kgs <sup>(03)</sup></b>						
Braked 12% incline:						
Manual gearbox	1400	1500	1600	1400	1800	TBA
Automatic DSG gearbox	1400	1500	1600	–	1800	1800
Unbraked:						
Manual gearbox	740	750	750	750	750	TBA
Automatic DSG gearbox	750	750	750	–	750	750
Towbar load limit	90	90	90	90	90	90
Max. roof load	100	100	100	100	100	100

	<b>S, SE 1.4 litre TSI 122 PS BlueMotion Technology</b>	<b>S, SE, Sport 1.8 litre TSI 160 PS</b>	<b>Sport 2.0 litre TSI 210 PS</b>	<b>S, SE, Sport 1.6 litre TDI 105 PS BlueMotion Technology</b>	<b>S, SE, Sport 2.0 litre TDI 140 PS BlueMotion Technology</b>	<b>Sport 2.0 litre TDI 170 PS BlueMotion Technology</b>
<b>Performance</b>						
Top speed, mph (km/h), where the law permits						
Manual gearbox	126 (202)	137 (220)	148 (238)	120 (193)	130 (210)	TBA (TBA)
Auto DSG gearbox	TBA (TBA)	137 (220)	147 (236)	–	129 (208)	137 (220)
Acceleration, secs 0 - 62 mph						
Manual gearbox	10.6	8.7	7.7	12.5	10.0	TBA
Auto DSG gearbox	TBA	8.5	7.7	–	10.0	8.8
ABI insurance group, 1 - 50	17E	23E	26E	16E	21E	24E
<b>Environmental information</b>						
Fuel grade, minimum	Unleaded, 95 RON <sup>(04)</sup>	Unleaded, 95 RON <sup>(04)</sup>	Unleaded, 95 RON <sup>(04)</sup>	Diesel <sup>(05)</sup>	Diesel <sup>(05)</sup>	Diesel <sup>(05)</sup>
Fuel tank capacity, galls/ltrs	15.4/70	15.4/70	15.4/70	15.4/70	15.4/70	15.4/70
Official fuel consumption, manual gearbox, mpg/ltr per 100 km <sup>(06)</sup>						
Urban	35.3/8.0	29.4/9.6	28.2/10.0	53.3/5.3	50.4/5.6	50.4/5.6
Extra-urban	56.5/5.0	53.3/5.3	50.4/5.6	70.6/4.0	70.6/4.0	67.3/4.2
Combined	46.3/6.1	40.9/6.9	39.2/7.2	64.2/4.4	61.4/4.6	60.1/4.7
Official fuel consumption, automatic DSG gearbox, mpg/ltr per 100 km <sup>(06)</sup>						
Urban	37.7/7.5	28.8/9.8	25.9/10.9	–	44.8/6.3	44.8/6.3
Extra-urban	53.3/5.3	50.4/5.6	46.3/6.1	–	62.8/4.5	61.4/4.6
Combined	46.3/6.1	39.8/7.1	35.8/7.9	–	54.3/5.2	53.3/5.3
Official CO <sub>2</sub> emission, g/km						
Manual gearbox <sup>(07)</sup>	142	160	169	116	120	123
Automatic DSG gearbox <sup>(07)</sup>	140	165	183	–	135	139
Emission class	EURO 5	EURO 5	EURO 5	EURO 5	EURO 5	EURO 5
Noise, dB						
Manual gearbox	71.0	71.0	70.0	71.0	70.0	73.0
Automatic DSG gearbox	69.0	68.0	71.0	–	69.0	69.0



# Technology.

## Technical specification notes

- (01) The maximum power output figures are quoted in PS (or Pferdestärke, which is the metric equivalent of horsepower). To convert from metric to imperial horsepower, divide the PS figure by 1.0139.
- (02) Figures are calculated in accordance with manufacturer's criteria. The individual unladen weight depends on the specification of the vehicle, this then reduces the possible payload accordingly. The unladen weight and payload both include the fuel tank 90% full, driver (68 kg) and luggage (7 kg) in line with EU directive 95/48.
- (03) With increasing altitude the engine performance diminishes. From 1,000 m above sea level and for every 1,000 m thereafter 10% of the vehicle/trailer weight (trailer weight + gross vehicle weight) must be deducted.
- (04) Thanks to the knock control, unleaded four star (at least 95 RON) can be used instead of unleaded Super plus. In order to achieve maximum fuel consumption benefits on the TSI engine, Ultra Low Sulphur Petrol (ULSP) must be used.
- (05) The use of RME and FAME (bio diesel) is not possible.
- (06) Official fuel consumption according to EU Directive 99/94. The consumption calculation according to 1999/100/EC is based on the actual unladen weight of the vehicle. Additional specifications can lead to a higher weight class and hence to consumption figures of this higher weight class. The driving style, road and traffic conditions, environmental influences and vehicle condition can in practice lead to consumption figures, which may differ from those calculated with this standard.
- (07) The weight of a vehicle will influence the level of CO<sub>2</sub> emission it produces; as a result, vehicles with higher levels of specification and factory-fitted options may emit higher levels of CO<sub>2</sub>.

## Maximum luggage capacity, litres VDA measuring

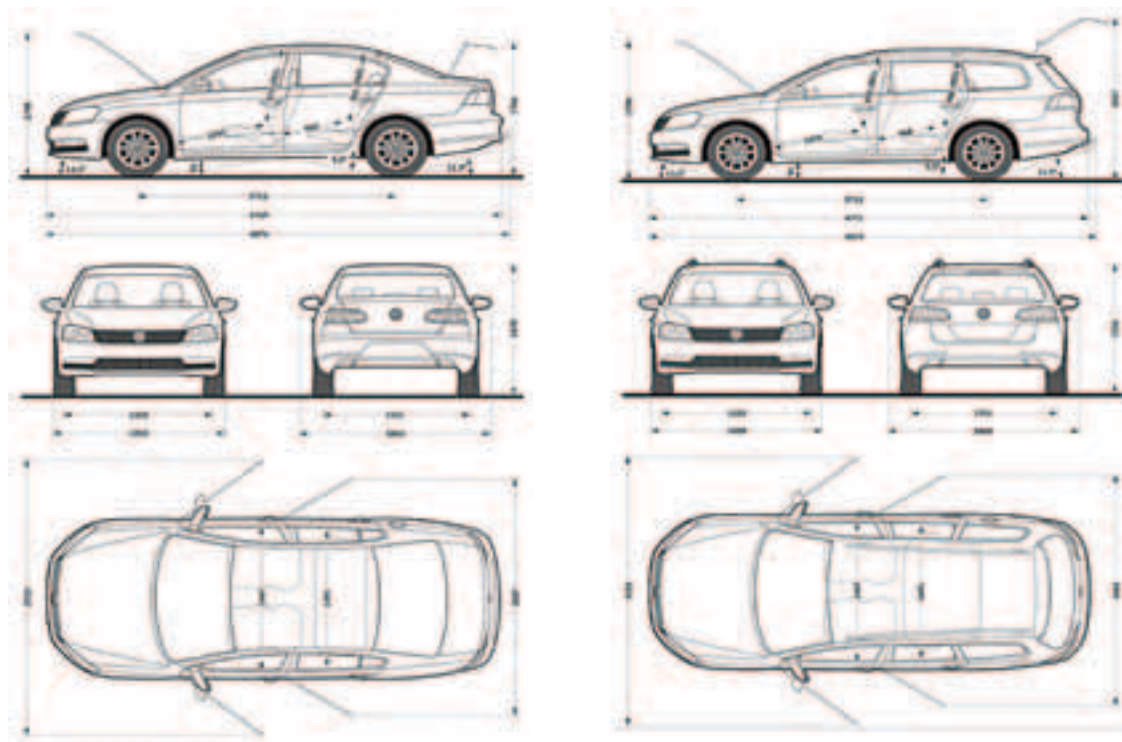
method using 200 x 100 x 50 mm blocks	Saloon	Estate
With rear seat upright	565	603
With rear seat folded	TBA	1731

## Exterior dimensions

Length, mm	4769	4771
Width – excluding door mirrors, mm	1820	1820
Width – opened front/rear doors, mm	3723/3587	3723/3462
Height, mm	1470	1516
Height – opened bonnet/floor, mm	1798	1798
Height – opened tailgate/floor, mm	1766	2027
Wheelbase, mm	2712	2712
Turning circle, m	11.4	11.4

## Interior dimensions

Effective headroom – front, mm	937	970
Effective headroom – front with sunroof, mm	951	981
Effective headroom – rear, mm	961	980
Effective headroom – rear with sunroof, mm	960	983
Elbow width – front, mm	1467	1467
Elbow width – rear, mm	1491	1491
Legroom – front, mm	1053	1053



## Engines

1.4 litre/122 PS<sup>(01)</sup> (90 kW) petrol engine: CAXA TSI engine with homogeneous mode (Lambda 1), stratified high-pressure start, double injection catalytic converter heating, turbocharger with waste gate, air-to-liquid charge-air cooling, maintenance-free timing chain, plastic intake manifold with integrated intercooler, continuous inlet camshaft timing adjustment, grey cast iron cylinder block, steel crankshaft, duo-centric oil pump, dual-circuit cooling system. Fuel system regulated according to requirements using high pressure fuel pump with integrated pressure limiting valve

1.8 litre/160 PS<sup>(01)</sup> (118 kW) petrol engine: four cylinder in-line engine, four valves per cylinder, four-stroke turbocharged petrol engine, cast iron cylinder crankcase with balancer shafts, steel crankshaft and internal oil pump – chain driven by the crankshaft, timing gear chain and chain driven mass balancer at the front end of the engine, four valve cylinder head, one intake camshaft adjuster, intake manifold with tumble flap, demand controlled fuel supply on low and high pressure ends, multi-port high pressure injector, MED 17 engine control unit, hot-film digital air mass meter with integral temperature sensor, throttle valve with contactless sensor, map-controlled ignition with cylinder selective, digital knock control and single spark ignition coils, integral exhaust turbocharger, charge-air cooler, boost pressure control with overpressure and electrical wastegate valve, single chamber exhaust system with close-coupled pre-catalyst, no ‘continuous’ pre-catalyst oxygen sensor in the EU4, direct injection, homogeneous combustion process

2.0 litre/210 PS<sup>(01)</sup> (155 kW) petrol engine: four cylinder in-line engine, aluminium cylinder head, four valves per cylinder with roller rocker finger valve drive, electronic direct injection, variable inlet valve timing, programmed ignition with cylinder-selective anti-knock control, four single spark ignition coils, longlife spark plugs, exhaust gas turbocharger, three-way close-coupled pre-catalyst and underbody catalyst, lambda control

1.6 litre/105 PS<sup>(01)</sup> (77 kW) common rail diesel engine: EU5 emissions standard, four cylinder in-line engine, four valves per cylinder, aluminium-silicon alloy cylinder head, reduced piston crown volume (improves swirl generation in the cylinder), toothed backlash compensator, intake manifold with electric continual tumble flap control, electronically controlled common rail direct injection fuel system with Bosch high pressure pump (up to 1800 bar) and 8-hole piezo injector units, pre-supply electronic fuel pump, oil cooler, intercooler, low temperature exhaust gas recirculation, additional coolant pump, turbocharger with variable turbine geometry, catalytic converter and Diesel Particulate Filter (DPF)

2.0 litre/140 PS<sup>(01)</sup> (103 kW) common rail diesel engine: EU5 emissions standard, four cylinder in-line engine, four valves per cylinder, aluminium-silicon alloy cylinder head, reduced piston crown volume (improves swirl generation in the cylinder), toothed backlash compensator, intake manifold with electric continual tumble flap control, electronically controlled common rail direct injection fuel system with Bosch high pressure pump (up to 1800 bar) and 8-hole piezo injector units, pre-supply electronic fuel pump, oil cooler, intercooler, low temperature exhaust gas recirculation, additional coolant pump, turbocharger with variable turbine geometry, catalytic converter and Diesel Particulate Filter (DPF)

2.0 litre/170 PS<sup>(01)</sup> (125 kW) common rail diesel engine. EU4 emissions standard (EU5 compliant), four cylinder in-line engine, four valves per cylinder, aluminium-silicon alloy cylinder head, toothed backlash compensator, intake manifold with electric continual tumble flap control, electronically controlled common rail direct injection system with Bosch high pressure pump (up to 1800 bar) and 8-hole piezo injector units, pre-supply electronic fuel pump, oil cooler, intercooler, exhaust gas recirculation, additional coolant pump, turbocharger with variable turbine geometry, catalytic converter and Diesel Particulate Filter (DPF)

## Transmission

- Front wheel drive through asbestos-free single-plate dry clutch. Hydraulic clutch mechanism. Five/six speed manual or six/seven speed auto DSG gearbox with double joint half axles
- Electronic differential lock, combined with a hydraulically operated single-plate dry clutch with asbestos-free lining via a six speed auto DSG gearbox
- Six speed manual: 1.4 litre TSI 122 PS, 1.8 litre TSI 160 PS, 2.0 litre TSI 210 PS, 1.6 litre TDI 105 PS, 2.0 litre TDI 140 PS, 2.0 litre TDI 170 PS
- Six speed auto DSG: 2.0 litre TSI 210 PS, 2.0 litre TDI 140 PS, 2.0 litre TDI 170 PS
- Seven speed auto DSG: 1.4 litre TSI 122 PS, 1.8 litre TSI 160 PS

## Running gear

- Electronic Stabilisation Programme (ESP) including Electronic Differential Lock (EDL), Traction Control (ASR) and Countersteer Support
- Front suspension through coil springs with telescopic shock absorbers, all elements integrated in chassis legs
- Rear suspension with gas pressure shock absorbers and separate springs
- Wheel control: front through chassis legs and (lower) triangular wishbones (directionally stabilising steering roll radius)
- Wheel control: rear through four-link suspension with independent wheel suspension
- Front and rear anti-roll bar

## Steering

- Electro-mechanical steering rack
- Collapsible, height and lengthways adjustable safety steering column

## Brakes

- Electronically controlled Anti-lock Braking System (ABS) – includes BAS (Brake Assist System) and Electronic Brake-pressure Distribution (EBD)
- Diagonal twin-circuit brake system with inner-ventilated front disc brakes and rear disc brakes
- Asbestos-free brake pads
- Electronic park brake
- Brake energy recuperation







**The new Passat  
and Passat Estate.  
Latest generation,  
intelligent driving.**

Model shown is new Passat Estate Sport with optional Bi-Xenon headlights including LED rear tail lights, panoramic sunroof and metallic paint.  
Please note, alloy wheels shown are not UK specification.

# Volkswagen service for your peace of mind.

## **The Volkswagen Warranty.**

### **Three-year Warranty.**

All Volkswagen new Passats come with a three-year/60,000 miles warranty, which protects your car against the failure of most mechanical and electrical components due to manufacturing defects. This comprises a two-year manufacturer's warranty with unlimited mileage plus a further one-year/60,000 miles (whichever is soonest) Retailer Warranty. Should the mileage exceed 60,000 miles within the first two years, the manufacturer's two-year warranty will still be valid. If an additional warranty for subsequent years or higher mileage is desired, it may be purchased from an authorised Volkswagen retailer or repairer; however, this additional warranty must be purchased before the mileage reaches 60,000\*. Full details of the three-year warranty are available from your authorised Volkswagen retailer or repairer.

\* All warranty work must be completed by an authorised Volkswagen retailer or repairer.

### **Three-year Paint Warranty.**

The paintwork of the new Passat is covered against manufacturing defects for a period of three years. Naturally, the new Passat must be cared for in compliance with the operating instructions which will be found in your vehicle handbook. Please consult your authorised Volkswagen retailer or repairer for full warranty details.

### **12-year Body Protection Warranty.**

The internal body sections and panels of the new Passat are covered against rusting through from the inside for 12 years. Naturally, the new Passat must be cared for in compliance with the operating instructions. Please consult your authorised Volkswagen retailer or repairer for full warranty details.

### **Approved Accessories.**

A comprehensive range of accessories from alloy wheels to carpet mats is available to complement the factory-fitted option list. Volkswagen approved accessories purchased from and fitted by your authorised Volkswagen retailer at the point of vehicle sale will also benefit from the three-year vehicle warranty.

### **Extended Warranty.**

You may purchase additional protection from your authorised Volkswagen retailer or repairer, or contact 0870 9000 115.

### **Tax Free Sales.**

For full details, please contact your authorised Volkswagen retailer.

## **Service Intervals.**

Volkswagen are pleased to offer you a choice on how your new Passat is serviced. The appropriate selection is entirely dependent on how the car is likely to be driven and its general use. To help you identify which type of service would be most suitable, please refer to the following guide.

The Time and Distance Service is recommended for vehicles that will cover less than 10,000 miles in 12 months and if the vehicle is likely to be used in the following way:

- Predominantly urban driving, short journeys with frequent cold starts.
- Activities regularly producing high engine loading, e.g. frequent hill climbs, driving with vehicle fully loaded and towing.
- Uneconomical driving style using high rpms with heavy acceleration and heavy braking.

The service intervals for the Time and Distance Service are as follows:

- Oil change service  
Every 10,000 miles/1 year (whichever is soonest).
- Interval service  
Every 20,000 miles/2 years (whichever is soonest).
- Inspection service  
Every 40,000 miles/3 years (whichever is soonest).

The LongLife Service is recommended for vehicles with a daily mileage of more than 25 miles where the vehicle is driven regularly mainly on longer distance journeys. The vehicle is driven mainly at a constant speed with minimum vehicle and engine loading, minimal towing and driven in an economical manner.

With the LongLife Service the vehicle can cover anywhere between 10,000<sup>†</sup> and a maximum of 18,000<sup>†</sup> miles or 24 months (whichever is soonest) between oil changes. Inspection service is typically in the third year of ownership and thereafter every second year, for vehicles with an approximate annual mileage of 10,000 miles.

<sup>†</sup> Please note that mileages are approximate as the service indicator system uses kilometres as the distance measurement. Please consult your authorised Volkswagen retailer or repairer for advice and full details.

### **Volkswagen Insurance†.**

We want you to start enjoying your new car from day one and thanks to Volkswagen Insurance complimentary seven day cover, you can. Call free on 0800 316 7892 (lines are open Monday to Friday 8 am - 9 pm and Saturday 9 am - 5 pm), provide a few details and a cover note will be sent to your retailer. They will then tax your car and you can drive it away. Visit [www.insurewithvolkswagen.co.uk](http://www.insurewithvolkswagen.co.uk) for details of the full range of insurance products available. Here you can also get a quote for your annual car insurance and buy it online too. All of our insurance products are designed to ease the pain of making a claim.

‡ Volkswagen Insurance is a trading name of Volkswagen Insurance Service (Great Britain) Limited, an appointed representative of Volkswagen Financial Services (UK) Limited, Brunswick Court, Yeomans Drive, Blakelands, Milton Keynes MK14 5LR. Registered in England number 2835230. Volkswagen Insurance is sold, underwritten and administered by Allianz Insurance plc registered in England number 84638. Registered office 57 Ladymead, Guildford, Surrey GU1 1DB. Volkswagen Financial Services (UK) Limited and Allianz Insurance plc are authorised and regulated by the Financial Services Authority. Volkswagen Financial Services (UK) Limited and Allianz Insurance plc are not part of the same corporate group.

### **Volkswagen Finance‡.**

Volkswagen Finance specialises in providing funding solutions for Volkswagen drivers. Whether your Volkswagen is for private or business use, you can choose from a range of funding options.

- Solutions – a personal contract plan
- Hire purchase
- Lease purchase
- Finance lease
- Contract hire

With all Volkswagen Finance products you can choose a fixed-cost maintenance plan to help you budget for your servicing and maintenance costs.

No matter what finance product you choose, your local Volkswagen retailer will be able to provide you with a personalised quote that could meet your budget and vehicle needs.

± Volkswagen Finance is a trading name of Volkswagen Financial Services (UK) Limited. An offer of finance depends on certain conditions. Available to people over 18 in the UK only.

### **Volkswagen Roadside Assistance.**

Every new car is registered for Volkswagen Roadside Assistance for one year. This provides vehicle home and roadside recovery in the unlikely event of a breakdown in the UK and Europe (subject to conditions). Volkswagen Roadside Assistance can also be purchased for subsequent years. For full details, please contact your authorised Volkswagen retailer or repairer.

### **CO<sub>2</sub> Emissions.**

Increased weight of a vehicle, including higher trim levels and the addition of options will have a detrimental influence on the level of fuel consumption and CO<sub>2</sub> emissions produced.

The CO<sub>2</sub> and fuel consumption figures are obtained from tests on a representative vehicle of the type, conducted and approved in accordance with Council Directive 80/1268/EEC as amended by Directive 1999/100/EC (or later) on the approximation of the laws of the member states relating to the carbon dioxide emissions and the fuel consumption of motor vehicles.

### **Please Note:**

Some illustrations in this brochure do not necessarily reflect UK specifications and may not be available. In particular, controls and some items of equipment are positioned differently for the UK.

The specifications contained in this brochure are for information purposes only and are subject to change. If you require any specific feature, you must consult your authorised Volkswagen retailer who is regularly updated with any change in specification. Please check model availability and full specification details with your authorised Volkswagen retailer prior to ordering.

Note: We would like to advise you that telephone calls to Volkswagen Customer Care may be monitored and recorded as part of our training and quality assurance processes. All our monitoring and recording processes meet Ofcom regulations.



# The new Passat and Passat Estate

Volkswagen Information Service. Telephone 0800 333 666

Internet: [www.volkswagen.co.uk](http://www.volkswagen.co.uk)

© Volkswagen Group United Kingdom Limited 2010.

Issue: 1 December 2010. Printed in UK.

PVW582PASSAT