



Volkswagen

# The new Polo





# Protection all round. All round beauty.

Charismatic and confident, the new Polo has arrived. With its advanced technology, efficient engines and sophisticated driver's and safety assistance systems, it's one of the world's most advanced compact cars, providing more interior space and boot volume than ever before. The sporty new exterior is designed to turn heads, matched by an interior that's totally at home in the digital age. No wonder it's creating such a stir.



Front cover model shown is new Polo SEL with optional 17" 'Pamplona' alloy wheels, LED dipped and main beam headlights and metallic paint.



Model shown is new Polo R-Line with optional 17" 'Bonneville' Black diamond-turned alloy wheels, LED dipped and main beam headlights, panoramic sunroof and metallic paint.





01

Model shown is new Polo SEL with optional 17" 'Pamplona' alloy wheels, panoramic sunroof and metallic paint.

# Exterior.



02

Model shown is new Polo SEL with optional 17" 'Pamplona' Dark Adamantium alloy wheels, LED dipped and main beam headlights and metallic paint.



03

**01** The **new Polo's rear design** is strong and distinctive. A prominent tornado line extends from the front side panels along the doors and around the rear, defining the bodylines and creating a sculpted, sporty appearance. Newly styled rear lights with LED number plate lights complete the new square-edged rear design, giving real visual presence.

**02** The **17 inch 'Pamplona' Dark Adamantium alloy wheels** with five double spokes add serious sports appeal and complement the new exterior design perfectly. Optional on SEL models.

**03** The **front design** is sporty and athletic, characterised by the long bonnet and horizontal lines, giving a broader, more muscular appearance, while optional new LED headlights with LED daytime running lights enhance its sharp new look. Model shown is new Polo SEL with optional 17" 'Pamplona' alloy wheels, LED dipped and main beam headlights and metallic paint.



# A new generation of technology and a design to match.

Sophisticated and advanced, the interior of the new Polo is designed for today. Digital instruments are highly functional and easy to use, such as the innovative 10.5 inch Active Info Display<sup>1, 2</sup> and the latest generation infotainment systems, featuring high-resolution, glass touch-screen displays.

**01–03** Enjoy your surroundings. The optional **panoramic sunroof**<sup>2</sup> gives an unobstructed view to the sky above, allowing sunshine and fresh air to flood into the interior. Optional on SE models and above.

**04** Style and comfort are second to none inside the new Polo. Ambient lighting, standard on SEL models and above, provides real atmosphere, while a choice of **optional Dashpad**<sup>2</sup> and **Style packs** and different upholstery colours, allows you to add individuality and colour, while plenty of head and legroom helps keep you relaxed. Dashpad and Style packs are optional on SE and SEL models.

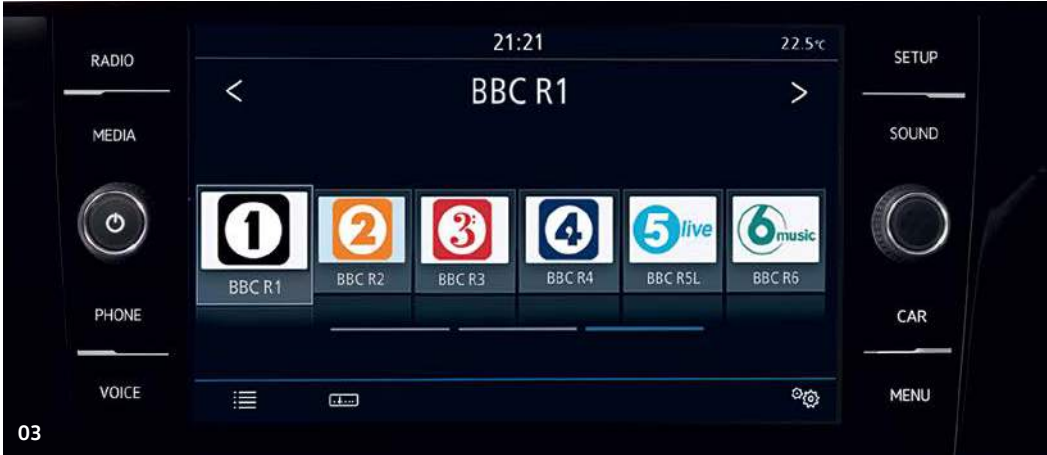
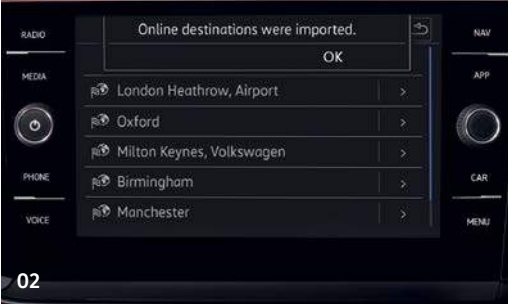
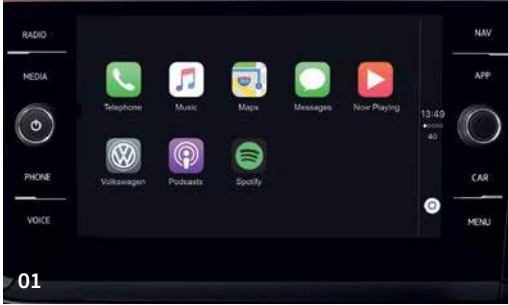
<sup>1</sup> Active Info Display is standard on GTI+ and optional on SE models and above.  
<sup>2</sup> This option will be open for order later in 2018. Please consult your Volkswagen retailer for full details.



Interior shown is new Polo SEL with optional 'Energetic Orange' Dashpad pack, Active Info Display, Adaptive Cruise Control (ACC) and metallic paint.



# Connectivity.



1 Only operable in conjunction with compatible smartphones including iPhone 5 and above. Please see [www.volkswagen.co.uk](http://www.volkswagen.co.uk) to check smartphone compatibility.

2 Car-Net 'Guide and Inform' services are accessed via a compatible mobile device. Please see [www.volkswagen.co.uk](http://www.volkswagen.co.uk) for more information. The use of 'Guide and Inform' services entails exchanging large volumes of data. As such, we strongly recommend that you sign-up for a flat rate data plan with your mobile network provider. After the initial 3-year Car-Net contract, an annual subscription is chargeable for the continuation of Car-Net 'Guide and Inform' services.

3 Devices must be Bluetooth HFP (Hands Free Profile) compatible, please contact your authorised Volkswagen retailer for specific phone compatibility.

4 This option will be open for order later in 2018. Please consult your Volkswagen retailer for full details.

5 When the large navigation map is displayed on the full Active Info Display in conjunction with the optional Discover Navigation infotainment system, the navigation map cannot be displayed on the central 8.0 inch colour touch-screen.

01 Depending on which smartphone you have, you can connect **Car-Net 'App-Connect'**<sup>1</sup> via USB connection to one of three interfaces: Apple 'CarPlay', Google 'Android Auto' or 'MirrorLink'™, allowing your smartphone display to be 'mirrored' on the infotainment touch-screen and giving access to your favourite smartphone functions, such as music, messages, phone and news. Volkswagen apps such as 'Think Blue. Trainer.', 'Shared Audio', 'Drive & Track' or 'My Guide' can help to make your journey more pleasant and interesting by providing useful tips on driving your car, parking opportunities and even where to find the closest café. Volkswagen apps are only available with compatible smartphones. Please consult [www.volkswagen.co.uk](http://www.volkswagen.co.uk) to check smartphone compatibility. Usage of certified apps only while driving. Standard on SE models and above, and optional on S models. Image shown features optional Discover Navigation infotainment system.

02 **Car-Net 'Guide and Inform'**<sup>2</sup> gives you online access to a wide range of useful information, such as weather, exciting destinations in your surrounding area, nearby car parks or the next filling station. You can also receive the latest traffic information with recommendations for avoiding congestion or news and weather feeds from the Internet. Car-Net 'Guide and Inform' is standard on the Discover Navigation touch-screen navigation/infotainment system.

03 The **Composition Media infotainment system** is equipped with an 8.0 inch colour touch-screen, DAB digital radio receiver, Multi Device Interface (MDI), single CD player, SD card reader and USB connection. It allows music playback from MP3, WMA and AAC files, simultaneous pairing of two compatible mobile devices, SMS functionality (when stationary and on compatible Android smartphones only), Bluetooth telephone and audio functionality<sup>3</sup>, and provides driver tips and journey analysis via the 'Think Blue. Trainer.' Six speakers, situated to the front and rear, deliver 4 x 20 watt output. Standard on S, SE, beats, R-Line, GTI and GTI+ models.

04 The **wireless smartphone charger** allows Android smartphone charging without the use of cables. The storage compartment in the front centre console contains a wireless charging pad that you place your phone on top of to charge. The advantage of wireless charging is that it's quicker and easier, as you don't have to plug and unplug each time and, it also looks neater without any trailing cables. Non-Qi-compatible smartphones can be retrofitted with a cover or wireless charging module to allow operation. Please see [www.qi-wireless-charging.net](http://www.qi-wireless-charging.net) for full details. Optional on SE models and above.

05 The **Active Info Display**<sup>4</sup> is a fully configurable, interactive 10.5 inch TFT display which replaces the standard analogue instrument cluster, displaying vehicle data and information on your dashboard. Five different modes allow you to customise the screen, with large or small dials as you prefer, and a number of items displayed behind them. When used in navigation mode, in conjunction with the optional Discover Navigation infotainment system<sup>5</sup>, you can move the speedometer and rev counter to the edge of the display, creating more space for the navigational map. If you wish, you can include driving, navigation and assistance functions within the graphics of the speedometer. As the Active Info Display is linked to all other assistance systems in the vehicle, any data shown in the centre console of the infotainment system, such as phone numbers or your music's compatible cover art, can also be displayed on the dash, conveniently placed directly within the driver's optimum field of vision. Standard on GTI+ and optional on SE models and above.



Interior shown is new Polo SEL with optional 'Energetic Orange' Dashpad pack, Active Info Display and Adaptive Cruise Control (ACC).



# Volkswagen Connect<sup>®</sup>.

## All your car's information. All in one place.

Volkswagen Connect is the easy way to connect your new Polo to your smartphone.

It relays everything you need to know, from service information and fuel consumption, parking location and helpful tips on driving more economically.

### Welcome on board.

Getting started is easy. Follow these simple steps to find out how Volkswagen Connect<sup>®</sup> can provide you with help and information on every journey.

#### Step 1

Download the free Volkswagen Connect<sup>®</sup> App to your smartphone from the App Store for iOS, or Google Play Store for Android.

#### Step 2

Follow the instructions in the App.

#### Step 3

Put the DataPlug onto the diagnostic port that you'll find below the steering wheel.

#### Step 4

Connect via Bluetooth.

#### Step 5

That's it.

For a list of all compatible models and for more information visit [www.vwconnect.com](http://www.vwconnect.com)



### My Volkswagen.

The overview of key information about your car such as service and maintenance intervals, warning message displays, fuel level and mileage.

### Trips.

This feature shows detailed map views, trip details, statistics, and the cost of each trip. You can categorise all trips into either business or private, and all of this can be downloaded to your desktop if required.

### Driving style.

This feature can help save you money, analysing and evaluating all the elements of the engine and braking performance, combined with your driving style to give you tips on how to be even more efficient when driving.

### Parking space.

The app automatically remembers where you've parked. And while you're away from your car, it'll show you how long you've been parked for.

### Fuel monitor.

Everything you need to know about your vehicle's fuel consumption and costs. It even tracks your fuel stops, especially useful if you use your car for business purposes.

### Service partner.

Wherever you are, you can see exactly where your nearby retailers are and be navigated to the nearest one. And if you need to call them, the app will put you straight through.

### Assistance call.

Just press and call Volkswagen's 24-hour helpline where you'll be put straight through to Customer Service. And if you're not sure where you are, don't worry, it transmits your location directly to them.

### Challenges.

This feature helps you meet efficiency and driving style targets. Collect points and trophies as you move through the tasks and discover hidden bonus challenges to help keep you improving your scores.

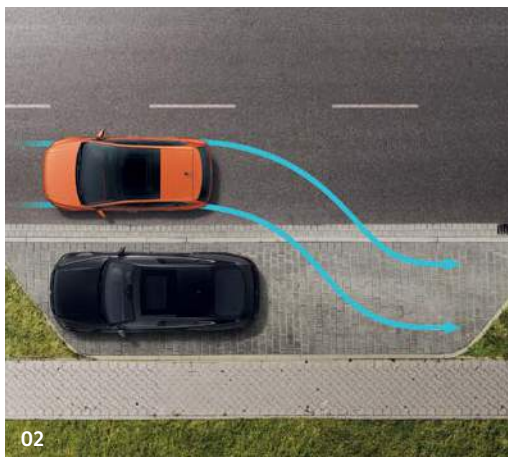




# Driver's assistance systems.



01



02


**01 Blind Spot detection with rear traffic alert** provides additional peace of mind by assisting when you want to change lanes. A radar sensor controlled warning system monitors your blind spot and should it detect a potentially hazardous situation, it warns you by means of flashing warning lights in the door mirror housing. The rear traffic alert monitors the area to the rear and both sides when in reverse gear. If it detects a vehicle moving towards you, the system provides audible and visual warnings and will initiate braking if necessary. Optional on SE models and above.

**02 The Park Assist system** not only makes parallel parking easier, but also helps you reverse park into a space at 90 degrees to the kerb. Using ultrasonic sensors, Park Assist will detect a parking space large enough for either bay or parallel parking. Once the vehicle is in reverse, all the driver has to do is operate the accelerator and brake, and keep a lookout, while the new Polo steers itself into its chosen space. Optional on SE models and above.

**03 The Front Assist monitoring system** combines **Predictive Pedestrian Protection with City Emergency Braking**, alerting you if it detects vehicles or pedestrians at the edge of the road or on the carriageway, via acoustic and optical signals, as well as a gentle application of the brakes. The system even performs an emergency stop should the distance become critical, helping to protect other road users and possibly avert potential accidents. Standard on all models.

**04 Adaptive Cruise Control (ACC)** including Front Assist radar sensor controlled distance monitoring system, City emergency braking system, cruise control and speed limiter, offers you intelligent control of your driving speed by automatically adjusting acceleration and braking. Whether around town or on the motorway, the system will adjust your speed to that of the vehicle in front, keep your specified distance, warn if you are approaching too fast and, in an emergency situation, generate enough braking force to try to reduce the severity of a collision or possibly even prevent the collision entirely. Standard on GTI+ and optional on SE models and above.

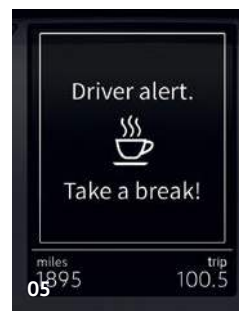
**05 The Driver Alert system** monitors driver behaviour. As soon as it detects unusual driving patterns, such as lane deviation or erratic steering movements, it recommends taking a break via visual and acoustic signals. Standard on all models.



03



04



05



Model shown is new Polo SEL with optional 17" 'Pamplona' alloy wheels, panoramic sunroof and metallic paint.





# Polo beats. Discover the bass.

Enjoy near perfect sound in the new Polo beats with the phenomenal beats audio™ sound system. The powerful eight channel amplifier, Digital Sound Processor, subwoofer and six speakers with 300 watt output ensures an acoustic experience that's as good as it gets, giving you maximum enjoyment wherever you go. And you don't just hear it, the distinctive 'beats' branding gives it a visual presence both inside and out.



**01** Dynamic décor: the unique 'beats' decals\*, slightly offset from centre, gives your new Polo beats a truly eye-catching look. The stylish decal, shown here in Flash Red, runs up the bonnet and continues across the length of the roof creating a truly eye-catching exterior.

\* The decorative decals shown in this flyer can show signs of usage or aging, especially in direct sunlight, after one to three years or in very hot climate zones. Leaving the decorative decals on the vehicle for some time can lead to optical differences between the area of the paintwork covered by the decorative decals and the unprotected area.





01

Interior shown is new Polo beats with optional Discover Navigation infotainment system, wireless smartphone charger, climate control – 2Zone electronic air conditioning, Adaptive Cruise Control (ACC) and metallic paint.



Model shown is new Polo beats with optional metallic paint.

**01** The new Polo beats' interior is designed to be noticed. Sill panels feature the beats audio logo, which is also embossed on the backrests of the **front sports seats and also on the speakers**. The 'Velvet Red' inserts in the centre console and air vent surrounds are vibrant and eye-catching, echoed in the red double seam on the stylish 'Tracks 2' seats.

**02** The new Polo beats' distinctive tornado line starts at the front side panels, extends across the doors and around the rear, emphasizing its **dynamic shape and bodyline**. To the front, exterior door mirror housings are finished in Black, creating a highly visual detail, and to the rear, stylish rear lights and tinted glass from the B-pillar back complete the look.



03



04

**03** All about that bass. The 'beats' logo refers to the new Polo **beats audio™ sound system**, offering phenomenal acoustics, with a Digital Sound Processor and eight channel amplifier controlling its six tweeters, woofers and broadband speakers, delivering an overall 300 watt output. The integrated subwoofer ensures the right level of bass is supplied throughout the interior, creating the beats audio characteristic rich sound.

**04** **Front sports seats** provide exceptional comfort and excellent support, especially when cornering. Finished in hard-wearing 'Tracks 2' fabric in Titan Black and contrasting red stripes, they're contemporary and stylish, displaying the 'beats' logo proudly on the backrest.



# Wheels.

- 01 Steel wheels 5J x 14" with 185/70 R14 tyres and full size wheel trims.
- 02 'Sassari' 5½J x 15" alloy wheels with 185/65 R15 low rolling resistance tyres and anti-theft wheel bolts.
- 03 'Torsby' Black diamond-turned 6½J x 16" alloy wheels with 195/55 R16 tyres and anti-theft wheel bolts. Including steel space saver spare wheel on SE models.
- 04 'Las Minas' 6½J x 16" alloy wheels with 195/55 R16 tyres and anti-theft wheel bolts.
- 05 'Sebring' Galvano Grey 6½J x 16" alloy wheels with 195/55 R16 tyres and anti-theft wheel bolts.
- 06 'Parker' 7½J x 17" alloy wheels with 215/45 R17 tyres and anti-theft wheel bolts.
- 07 'Sassari' Smokey Aurora\* 5½J x 15" alloy wheels with 185/65 R15 low rolling resistance tyres and anti-theft wheel bolts.
- 08 'Seyne' Black diamond-turned 5½J x 15" alloy wheels with 185/65 R15 low rolling resistance tyres and anti-theft wheel bolts.
- 09 'Salou' 5½J x 15" alloy wheels with 185/65 R15 low rolling resistance tyres and anti-theft wheel bolts.
- 10 'Las Minas' Dark Adamantium 6½J x 16" alloy wheels with 195/55 R16 tyres and anti-theft wheel bolts. Including steel space saver spare wheel.
- 11 'Pamplona' 7J x 17" alloy wheels with 215/45 R17 tyres and anti-theft wheel bolts.
- 12 'Pamplona' Dark Adamantium 7J x 17" alloy wheels with 215/45 R17 tyres and anti-theft wheel bolts.
- 13 'Bonneville' Black diamond-turned 7J x 17" alloy wheels with 215/45 R17 tyres and anti-theft wheel bolts.
- 14 'Brescia' Black diamond-turned\* 7½J x 18" alloy wheels with 215/40 R18 tyres and anti-theft wheel bolts.

Standard Optional  
S | S SE | SE beats | BTS SEL | SEL RL | R-Line GTI and GTI+ | GTI

\* This option will be open for order later in 2018. Please consult your Volkswagen retailer for full details.  
Images shown feature Flash Red non-metallic paint on GTI models and optional Energetic Orange metallic paint on all other models.



01

S



02

SE S



03

SE BTS



04

SE SEL



05

RL



06

GTI



07

S\* SE\*



08

S SE



10

SE SEL



11

SEL



12

SEL



13

BTS RL



14

GTI\*







Paint.

- 01 Pure White Non-Metallic OQ
- 02 Urano Grey Non-Metallic 5K
- 03 Black Non-Metallic A1
- 04 Flash Red Non-Metallic D8
- 05 Reef Blue Metallic 0A
- 06 Energetic Orange Metallic 4M
- 07 Ivory Silver Metallic 6N
- 08 Reflex Silver Metallic 8E
- 09 Champagne Silver Metallic J7
- 10 White Silver Metallic K8
- 11 Limestone Grey Metallic Z1
- 12 Deep Black Pearl Effect 2T

Standard Optional  
S | S SE | SE beats | BTS SEL | SEL RL | R-Line GTI and GTI+ | GTI

Please note: Colour range is reproduced for illustration purposes only. Actual on-car colours may vary from those shown, as screen technology does allow exact reproduction of the paint colours.

\* Optional Dashpad pack must be added.





# Upholstery.

- Standard on S models

01 ‘Basket’ cloth Titan Black EL
- Standard on SE models

02 ‘Millie’ cloth Titan Black/Ceramique EL

03 ‘Millie’ cloth Ceramique EN
- Standard on beats models

04 ‘Tracks 2’ cloth Titan Black/Red 23
- Standard on SEL models

05 ‘Tracks 2’ cloth Titan Black/Ceramique FJ

06 ‘Tracks 2’ cloth Ceramique FK
- Standard on R-Line models

07 ‘Carbon Flag’ cloth Titan Black/Flint Grey OK
- Standard on GTI and GTI+ models

08 ‘Jacara’ cloth Titan Black/Red XE
- Optional on SE, SEL, GTI and GTI+ models

09 Art Velours seat centre section with ‘Microfibre’ cloth side bolsters Titan Black/Quartz EL

☒ Standard   ☐ Optional

S | S   SE | SE   beats | BTS   SEL | SEL   RL | R-Line   GTI and GTI+ | GTI

Please note: Swatches reproduced for illustration purposes only. Actual upholstery colours may vary from those shown, as screen technology does not allow exact reproduction of the upholstery colours.



01

S



02

SE



03

SE



04

BTS



05

SEL



06

SEL



07

RL



08

GTI



09

SE

SEL

GTI



Combinations.

Seat upholstery	Dashboard upper	Dashboard lower	Dashpad	Carpet	Rooflining	Optional Black roof pack*
'Basket' cloth Standard on S models						
Titan Black EL	● Black	● Black	● Limestone Grey	● Black	● Grey	● Black
'Millie' cloth Standard on SE models						
Titan Black/Ceramique EL	● Black	● Black	● Limestone Grey	● Black	● Grey	● Black
Ceramique EN	● Aqua Graphite	● Ceramique	● Silver Silk	● Black	● Grey	● Black
'Tracks 2' cloth seat centre section with 'beats' logo and Ceramique edge Standard on beats models						
Titan Black/Red 23	● Aqua Graphite	● Ceramique	● Velvet Red	● Black	● Grey	● Black
'Tracks 2' cloth Standard on SEL models						
Titan Black/Ceramique FJ	● Black	● Black	● Deep Iron	● Black	● Grey	● Black
Ceramique FK	● Aqua Graphite	● Ceramique	● Silver Silk	● Black	● Grey	● Black
'Carbon Flag' cloth Standard on R-Line models						
Titan Black/Flint Grey OK	● Black	● Black	● Shadow Steel	● Black	● Black	● Black
'Jacara' cloth Standard on GTI and GTI+ models						
Titan Black/Red XE	● Black	● Black	● Velvet Red	● Black	● Black	● Black
Titan Black/Red XE	● Black	● Black	● Deep Iron	● Black	● Black	● Black
'Art Velours'* seat centre section with 'Microfibre' cloth side bolsters Optional on SE models						
Titan Black/Quartz EL	● Black	● Black	● Limestone Grey	● Black	● Grey	● Black
'Art Velours'* seat centre section with 'Microfibre' cloth side bolsters Optional on SEL models						
Titan Black/Quartz EL	● Black	● Black	● Silver Silk	● Black	● Grey	● Black
'Art Velours'* seat centre section with 'Microfibre' cloth side bolsters Optional on GTI and GTI+ models						
Titan Black/Quartz EL	● Black	● Black	● Velvet Red	● Black	● Black	● Black
Titan Black/Quartz EL	● Black	● Black	● Deep Iron	● Black	● Black	● Black

- Not available.  
\* Optional at extra cost. † Flash Red non-metallic paint is standard on beats, GTI and GTI+ models.

○ Pure White Non-Metallic* QQ	● Urano Grey Non-Metallic 5K	● Black Non-Metallic* A1	● Flash Red Non-Metallic* † D8	● Reef Blue Metallic* 0A	● Energetic Orange Metallic* 4M	● Ivory Silver Metallic* 6N	● Reflex Silver Metallic* 8E	● Champagne Silver Metallic* J7	● White Silver Metallic* K8	● Limestone Grey Metallic* Z1	● Deep Black Pearl Effect* 2T
○	●	●	●	●	●	●	●	●	●	●	●
○ ●	● ●	●	● ●	● ●	● ●	● ●	● ●	● ●	● ●	●	●
○ ●	● ●	●	● ●	-	● ●	● ●	● ●	● ●	● ●	●	●
-	-	-	●	-	-	-	-	-	●	-	●
○ ●	● ●	●	● ●	● ●	● ●	● ●	● ●	● ●	● ●	-	●
○ ●	● ●	●	● ●	-	● ●	● ●	● ●	-	● ●	●	●
○ ●	● ●	●	● ●	● ●	● ●	● ●	● ●	-	● ●	●	●
○ ●	● ●	●	● ●	● ●	● ●	● ●	● ●	-	● ●	●	●
○ ●	-	-	● ●	● ●	-	-	-	-	-	●	●
○ ●	-	-	● ●	● ●	-	-	-	-	-	-	●
○ ●	● ●	●	● ●	● ●	● ●	● ●	● ●	● ●	● ●	●	●
○ ●	● ●	●	● ●	● ●	● ●	● ●	● ●	● ●	● ●	●	●
○ ●	-	-	● ●	● ●	-	-	-	-	-	-	●
○ ●	-	-	● ●	● ●	-	-	-	-	-	-	●



Optional style packs\*.

Seat upholstery	Dashboard upper	Dashboard lower	Dashpad	Carpet	Rooflining	Optional Black roof pack†	○ Pure White Non-Metallic* 0Q	● Urano Grey Non-Metallic 5K	● Black Non-Metallic* A1	● Flash Red Non-Metallic* † D8	● Reef Blue Metallic* 0A	● Energetic Orange Metallic* 4M	● Ivory Silver Metallic* 6N	● Reflex Silver Metallic* 8E	● Champagne Silver Metallic* J7	● White Silver Metallic* K8	● Limestone Grey Metallic* Z1	● Deep Black Pearl Effect* 2T
Style pack Optional on SE and SEL models																		
Titan Black 'Level' cloth GFWM1	● Black	● Black	● Deep Iron	● Black	● Black	● Black	○ ●	● ●	●	● ●	● ●	● ●	● ●	● ●	● ●	● ●	-	●
Black style pack Optional on SE and SEL models																		
Titan Black 'Level' cloth GFWM2	● Black	● Black	● Deep Iron	● Black	● Black	● Black	- ●	- ●	-	- ●	- ●	- ●	- ●	- ●	- ●	- ●	-	-
Dashpad pack¹ Optional on SE models																		
Titan Black/Ceramique 'Millie' cloth EL	● Black	● Black	● Energetic Orange	● Black	● Grey	● Black	○ ●	● ●	●	-	-	● ●	● ●	● ●	-	● ●	●	●
Titan Black/Ceramique 'Millie' cloth EL	● Black	● Black	● Reef Blue	● Black	● Grey	● Black	○ ●	-	●	-	● ●	-	● ●	● ●	-	● ●	-	●
Ceramique 'Millie' cloth EN	● Aqua Graphite	● Ceramique	● Energetic Orange	● Black	● Grey	● Black	-	-	-	-	-	● ●	-	-	-	-	-	-
Dashpad pack¹ Optional on SE models																		
Titan Black/Quartz 'Art Velours'* EL	● Black	● Black	● Energetic Orange	● Black	● Grey	● Black	○ ●	● ●	●	-	-	● ●	● ●	● ●	-	● ●	●	●
Titan Black/Quartz 'Art Velours'* EL	● Black	● Black	● Reef Blue	● Black	● Grey	● Black	○ ●	-	●	-	● ●	-	● ●	● ●	-	● ●	-	●
Dashpad pack¹ Optional on SEL models																		
Titan Black/Energetic Orange 'Tracks 2' cloth KY	● Black	● Black	● Energetic Orange	● Black	● Grey	● Black	○ ●	● ●	●	-	-	● ●	● ●	● ●	-	● ●	●	●
Titan Black/Reef Blue 'Tracks 2' cloth KX	● Black	● Black	● Reef Blue	● Black	● Grey	● Black	○ ●	● ●	●	-	● ●	-	● ●	● ●	-	● ●	-	●
Dashpad pack¹ Optional on SEL models																		
Titan Black/Quartz 'Art Velours'* EL	● Black	● Black	● Energetic Orange	● Black	● Grey	● Black	○ ●	● ●	●	-	-	● ●	● ●	● ●	-	● ●	●	●
Titan Black/Quartz 'Art Velours'* EL	● Black	● Black	● Reef Blue	● Black	● Grey	● Black	-	-	-	-	● ●	-	-	-	-	-	-	-

- Not available.  
\* Optional at extra cost. † Flash Red non-metallic paint is standard on beats, GTI and GTI+ models.  
1 This option will be open for order later in 2018. Please consult your Volkswagen retailer for full details.



# There's a Volkswagen for all of us.

Nippy city run around? Luxurious executive saloon? Open-top cruiser? Whatever it is you're looking for, we probably have it. From the iconic Beetle and Golf GTI to the compact up!, there's a Volkswagen for everyone.

If you're thinking you might like to try a different Volkswagen, there are over 20 models in our range, so there's bound to be at least one that catches your eye.

To see these models and configure your ideal Volkswagen, visit: [www.volkswagen.co.uk](http://www.volkswagen.co.uk)



## Sporty

**Golf:** As exciting to drive as it is to look at. Style, performance and power.

You will also find our sporty gene in the iconic Golf GTD, Golf GTI and Golf R.



## Spacious family cars

**Sharan:** The ultimate in convenience with sliding rear doors, and enough space for the whole family. And their luggage. And the dogs.

If it's space you're after, then you might also like to consider the Tiguan, Tiguan Allspace, Golf SV, Golf Estate, Touran and Passat Estate.



## Style

**Beetle:** The original icon. And still the most unique way to make a fashion statement.

For more fun with the top down, why not consider the Beetle Cabriolet.



## City run around

**up!:** The ideal city car. Fun, easy to manoeuvre and surprisingly spacious, with that trademark Volkswagen solidity.

If you're looking for something slightly more spacious, then why not consider the up!'s bigger sibling, the Polo. City run around practicality with more versatility and even more space can be found on the iconic Golf.



## Executive

**Volkswagen Passat:** Perfectly turned out high-tech, executive luxury. A contemporary, stylish and innovative Saloon.

All the luxury you need can also be found in the Jetta, as well as the spacious, stylish and practical Passat Estate.



## 4x4

**Touareg:** The SUV just got smarter. True four by four capability off-road, and smooth, luxurious and powerful when on it, with four wheel drive technology, '4MOTION' as standard.

Go everywhere, do anything in our four wheel drive alternatives: Golf Alltrack, Tiguan, Tiguan Allspace and Passat and Passat Estate 4MOTION models.



Technical specification – petrol.

	S, beats 1.0 ltr 65 PS	SE 1.0 ltr 65 PS	SE 1.0 ltr 75 PS	beats 1.0 ltr 75 PS	SE 1.0 ltr TSI 95 PS	beats, R-Line <sup>†</sup> 1.0 ltr TSI 95 PS	SEL, R-Line 1.0 ltr TSI 115 PS	GTI <sup>‡</sup> , GTI+ <sup>‡</sup> 2.0 ltr TSI 200 PS
Engine								
Engine type	3 cylinder petrol	3 cylinder petrol	3 cylinder petrol	3 cylinder petrol	3 cylinder petrol	3 cylinder petrol	3 cylinder petrol	4 cylinder petrol
Cubic capacity, ltrs/cc	1.0/999	1.0/999	1.0/999	1.0/999	1.0/999	1.0/999	1.0/999	2.0/1984
Max. output, PS <sup>(01)</sup> /kW	65/48	65/48	75/55	75/55	95/70	95/70	115/85	200/147
at rpm	5100-6100	5100-6100	6200	6200	5000-5500	5000-5500	5000-5500	TBA
Max. torque, lbs.ft/Nm	70/95	70/95	70/95	70/95	129/175	129/175	148/200	236/320
at rpm	3000-4300	3000-4300	3000-4300	3000-4300	2000-3500	2000-3500	2000-3500	1500-4350
Gearbox	5-spd manual	5-spd manual	5-spd manual	5-spd manual	5-spd manual	5-spd manual	6-spd manual	6-spd manual <sup>†</sup>
	–	–	–	–	7-spd auto DSG	7-spd auto DSG <sup>†</sup>	7-spd auto DSG	6-spd auto DSG
Weights, kgs								
Manual gearbox:								
Unladen weight <sup>(02)</sup>	1105	1105	1105	1105	1145	1145	1155	TBA
Gross vehicle weight	1610	1610	1610	1610	1640	1640	1650	TBA
Payload <sup>(02)</sup>	428-524	428-524	428-524	428-524	423-521	423-521	523	TBA
Axle load limit: Front	830	830	830	830	860	860	870	TBA
Rear	830	830	830	830	830	830	830	TBA
Automatic DSG gearbox:								
Unladen weight <sup>(02)</sup>	–	–	–	–	1180	1180	1190	1355
Gross vehicle weight	–	–	–	–	1680	1680	1690	1780
Payload <sup>(02)</sup>	–	–	–	–	423-522	423-522	TBA	485
Axle load limit: Front	–	–	–	–	900	900	910	980
Rear	–	–	–	–	830	830	830	850
Trailer load limits, kgs <sup>(03)</sup>								
Braked 12% incline:								
Manual gearbox	800	800	800	800	1000	1000	1100	TBA
Automatic DSG gearbox	–	–	–	–	1000	1000	1100	1200
Unbraked:								
Manual gearbox	550	550	550	550	570	570	570	TBA
Automatic DSG gearbox	–	–	–	–	590	590	590	670
Towbar load limit	50	50	50	50	50	50	50	80
Max. roof load	75	75	75	75	75	75	75	75

<sup>†</sup> Seven speed automatic gearbox is not available on R-Line models. Please consult your authorised Volkswagen retailer or visit www.volkswagen.co.uk for more details.  
<sup>‡</sup> These engines will be open for order in Autumn 2018. Please consult your Volkswagen retailer for full details.

	S, beats 1.0 ltr 65 PS	SE 1.0 ltr 65 PS	SE 1.0 ltr 75 PS	beats 1.0 ltr 75 PS	SE 1.0 ltr TSI 95 PS	beats, R-Line <sup>†</sup> 1.0 ltr TSI 95 PS	SEL, R-Line 1.0 ltr TSI 115 PS	GTI <sup>‡</sup> , GTI+ <sup>‡</sup> 2.0 ltr TSI 200 PS
Performance								
Top speed, mph (km/h), where the law permits								
Manual gearbox	102 (164)	102 (164)	106 (170)	106 (170)	116 (187)	116 (187)	124 (200)	TBA
Automatic DSG gearbox	–	–	–	–	116 (187)	116 (187)	124 (200)	147 (237)
Acceleration, secs 0 – 62mph								
Manual gearbox	15.5	15.5	14.9	14.9	10.8	10.8	9.5	TBA
Automatic DSG gearbox	–	–	–	–	10.8	10.8	9.5	6.7
ABI insurance group, 1 – 50	1E, 1E	1E	1E	2E	8E	8E, 8E	11E, TBA	TBA, TBA
Environmental information								
Fuel grade, minimum	Unleaded, 95 RON	Unleaded, 95 RON	Unleaded, 95 RON	Unleaded, 95 RON	Unleaded, 95 RON	Unleaded, 95 RON	Unleaded, 95 RON	Unleaded, 95 RON
Fuel tank capacity, galls/ltrs <sup>(05)</sup>	8.7/40	8.7/40	8.7/40	8.7/40	8.7/40	8.7/40	8.7/40	8.7/40
Official fuel consumption								
manual gearbox, mpg/ltr per 100km <sup>(06)</sup>								
Urban	47.1/6.0 <sup>(06)</sup>	47.9/5.9 <sup>(06)</sup>	47.9/5.9 <sup>(06)</sup>	47.1/6.0 <sup>(06)</sup>	51.4/5.5 <sup>(06)</sup>	50.4/5.6 <sup>(06)</sup>	48.7/5.8 <sup>(06)</sup>	TBA <sup>(06)</sup>
Extra-urban	68.9/4.1 <sup>(06)</sup>	68.9/4.1 <sup>(06)</sup>	68.9/4.1 <sup>(06)</sup>	68.9/4.1 <sup>(06)</sup>	74.3/3.8 <sup>(06)</sup>	72.4/3.9 <sup>(06)</sup>	68.9/4.1 <sup>(06)</sup>	TBA <sup>(06)</sup>
Combined	58.9/4.8 <sup>(06)</sup>	60.1/4.7 <sup>(06)</sup>	60.1/4.7 <sup>(06)</sup>	58.9/4.8 <sup>(06)</sup>	64.2/4.4 <sup>(06)</sup>	62.8/4.5 <sup>(06)</sup>	60.1/4.7 <sup>(06)</sup>	TBA <sup>(06)</sup>
Official fuel consumption								
automatic DSG gearbox, mpg/ltr per 100km <sup>(06)</sup>								
Urban	–	–	–	–	49.6/5.7 <sup>(06)</sup>	48.7/5.8 <sup>(06)</sup>	49.6/5.7 <sup>(06)</sup>	36.7/7.7 <sup>(06)</sup>
Extra-urban	–	–	–	–	70.6/4.0 <sup>(06)</sup>	68.9/4.1 <sup>(06)</sup>	65.7/4.3 <sup>(06)</sup>	57.6/4.9 <sup>(06)</sup>
Combined	–	–	–	–	61.4/4.6 <sup>(06)</sup>	60.1/4.7 <sup>(06)</sup>	58.9/4.8 <sup>(06)</sup>	47.9/5.9 <sup>(06)</sup>
Official CO <sub>2</sub> emission, g/km								
Manual gearbox <sup>(06)</sup>	110 <sup>(06)</sup>	108 <sup>(06)</sup>	108 <sup>(06)</sup>	110 <sup>(06)</sup>	101 <sup>(06)</sup>	103 <sup>(06)</sup>	107 <sup>(06)</sup>	TBA <sup>(06)</sup>
Automatic DSG gearbox <sup>(06)</sup>	–	–	–	–	105 <sup>(06)</sup>	107 <sup>(06)</sup>	109 <sup>(06)</sup>	134 <sup>(06)</sup>
Emission class	EURO 6	EURO 6	EURO 6	EURO 6	EURO 6	EURO 6	EURO 6	EURO 6
Noise, dB								
Manual gearbox	66.0	66.0	69.0	69.0	69.0	69.0	66.0	TBA
Automatic DSG gearbox	–	–	–	–	65.0	65.0	66.0	69.0

<sup>†</sup> Seven speed automatic gearbox is not available on R-Line models. Please consult your authorised Volkswagen retailer or visit www.volkswagen.co.uk for more details.  
<sup>‡</sup> These engines will be open for order in Autumn 2018. Please consult your Volkswagen retailer for full details.



Technical specification – diesel.

	SE 1.6 ltr TDI 80 PS	beats 1.6 ltr TDI 80 PS	SEL 1.6 ltr TDI 95 PS
Engine			
Engine type	4 cylinder diesel	4 cylinder diesel	4 cylinder diesel
Cubic capacity, ltrs/cc	1.6/1598	1.6/1598	1.6/1598
Max. output, PS <sup>(01)</sup> /kW	80/58	80/58	95/70
at rpm	2700-4800	2700-4800	2700-4600
Max. torque, lbs.ft/Nm	170/230	170/230	185/250
at rpm	1500-2250	1500-2250	1500-2500
Gearbox	5-spd manual	5-spd manual	5-spd manual
	–	–	–
Weights, kgs			
Manual gearbox:			
Unladen weight <sup>(02)</sup>	1280	1280	1280
Gross vehicle weight	1720	1720	1720
Payload <sup>(02)</sup>	504	504	504
Axle load limit: Front	970	970	970
Rear	800	800	800
Automatic DSG gearbox:			
Unladen weight <sup>(02)</sup>	–	–	–
Gross vehicle weight	–	–	–
Payload <sup>(02)</sup>	–	–	–
Axle load limit: Front	–	–	–
Rear	–	–	–
Trailer load limits, kgs <sup>(03)</sup>			
Braked 12% incline:			
Manual gearbox	1000	1000	1100
Automatic DSG gearbox	–	–	–
Unbraked:			
Manual gearbox	640	640	640
Automatic DSG gearbox	–	–	–
Towbar load limit	80	80	80
Max. roof load	75	75	75

	SE 1.6 ltr TDI 80 PS	beats 1.6 ltr TDI 80 PS	SEL 1.6 ltr TDI 95 PS
Performance			
Top speed, mph (km/h), where the law permits			
Manual gearbox	109 (175)	109 (175)	115 (185)
Automatic DSG gearbox	–	–	–
Acceleration, secs 0 – 62mph			
Manual gearbox	12.9	12.9	11.2
Automatic DSG gearbox	–	–	–
ABI insurance group, 1 - 50	TBA	TBA	TBA
Environmental information			
Fuel grade, minimum	Diesel <sup>(04)</sup>	Diesel <sup>(04)</sup>	Diesel <sup>(04)</sup>
Fuel tank capacity, galls/ltrs <sup>(05)</sup>	8.7/40	8.7/40	8.7/40
Official fuel consumption			
manual gearbox,			
mpg/ltr per 100km <sup>(06)</sup>			
Urban	64.2/4.4 <sup>(06)</sup>	62.8/4.5 <sup>(06)</sup>	62.8/4.5 <sup>(06)</sup>
Extra-urban	85.6/3.3 <sup>(06)</sup>	83.1/3.4 <sup>(06)</sup>	83.1/3.4 <sup>(06)</sup>
Combined	76.3/3.7 <sup>(06)</sup>	74.3/3.8 <sup>(06)</sup>	74.3/3.8 <sup>(06)</sup>
Official fuel consumption			
automatic DSG gearbox,			
mpg/ltr per 100km <sup>(06)</sup>			
Urban	–	–	–
Extra-urban	–	–	–
Combined	–	–	–
Official CO <sub>2</sub> emission, g/km			
Manual gearbox <sup>(06)</sup>	97 <sup>(06)</sup>	99 <sup>(06)</sup>	99 <sup>(06)</sup>
Automatic DSG gearbox <sup>(06)</sup>	–	–	–
Emission class	EURO 6	EURO 6	EURO 6
Noise, dB			
Manual gearbox	66.0	66.0	67.0
Automatic DSG gearbox	–	–	–



Model shown is new Polo R-Line with optional 17" 'Bonneville' Black diamond-turned alloy wheels and metallic paint.



# Technology.

### Technical specification notes

- 01) The maximum power output figures are quoted in PS (or Pferdestärke, which is the metric equivalent of horsepower). To convert from metric to imperial horsepower, divide the PS figure by 1.0139.
- 02) Figures are calculated in accordance with manufacturer's criteria. The individual unladen weight depends on the specification of the vehicle, this then reduces the possible payload accordingly. The unladen weight and payload both include the fuel tank 90% full, driver (68kg) and luggage (7kg) in line with EU directive 95/48. Unladen weight shown refers to 5-door models.
- 03) With increasing altitude the engine performance diminishes. From 1,000m above sea level and for every 1,000m thereafter 10% of the vehicle/trailer weight (trailer weight + gross vehicle weight) must be deducted.
- 04) The use of 100% RME and FAME (bio diesel) is not possible. Forecourt diesel with up to 7% bio diesel content, adhering to standard BS EN 590, can be used in diesel engines. The use of ethanol in forecourt petrol meeting BS EN 228 is allowable.
- 05) The size of the fuel tank is approximate and therefore it may be possible to add a greater amount of fuel than the size of the tank specified, due to the space in the filler neck.
- 06) Fuel consumption and CO<sub>2</sub> figures are obtained under standardised EU test conditions (Directive 93/116/EEC). This allows a direct comparison between different manufacturer models but may not represent the actual fuel consumption and CO<sub>2</sub> emissions achieved in 'real world' driving conditions. More information is available on the Volkswagen website at [www.volkswagen.co.uk](http://www.volkswagen.co.uk) and at [www.dft.gov.uk/vca](http://www.dft.gov.uk/vca). CO<sub>2</sub> is the main greenhouse gas responsible for global warming. This information should be used for illustration purposes only. Choosing larger alloy wheels than standard may result in increased fuel consumption as well as higher CO<sub>2</sub> emissions and subsequently increased Vehicle Excise Duty (VED) band, and BIK rates paid for company car drivers will increase. In some instances, the 'On the road' cost paid for the vehicle may increase as a result of the increased VED rate. The specifications contained in this brochure are for information purposes only and are subject to change.

### Transmission

- Electronic differential lock, combined with a hydraulically operated single-plate dry clutch with asbestos-free lining via a six or seven speed automatic DSG gearbox
- Front wheel drive through asbestos-free single-plate dry clutch. Hydraulic clutch-mechanism. Five or six speed manual, six or seven speed automatic DSG gearbox with double joint half axles (wet clutch on six speed DSG models)

### Brakes

- Electronically controlled Anti-lock Braking System (ABS) with Electronic Brake-pressure Distribution (EBD)
- Diagonal twin-circuit brake system with ventilated front disc brakes and rear disc brakes
- Asbestos-free brake pad
- HBA (Hydraulic Brake Assist)

### Steering

- Electro-mechanical steering rack
- Collapsible, height and lengthways adjustable safety steering column

### Running gear

- ESC (Electronic Stability Control) including EDL (Electronic Differential Lock), ASR (Traction Control) and Countersteer Support
- Front suspension through coil springs with telescopic shock absorbers, all elements integrated in chassis legs
- Rear suspension with gas pressure shock absorbers and separate springs
- Twist beam rear axle (1.0 litre 65 PS, 1.0 litre 75 PS, 1.0 litre TSI 95 PS, 1.0 litre TSI 115 PS, 1.6 litre TDI 80 PS, 1.6 litre TDI 95 PS)
- Multilink rear axle (2.0 litre TSI 200 PS)
- Wheel control: front through chassis legs and (lower) triangular wishbones (directionally stabilising steering roll radius)
- Wheel control: rear through four-link suspension with independent wheel suspension
- Front and rear anti-roll bar
- XDS electronic differential lock (2.0 litre TSI 200 PS)

### Engines

- Front transverse-installed engine
- 1.0 litre/65 PS<sup>(01)</sup> (48 kW) petrol engine: EU6 emissions standard, three cylinder in-line direct injection engine, with two valves per cylinder. Fitted with a turbocharger module with electric boost pressure regulation. Available with a five speed manual transmission
- 1.0 litre/75 PS<sup>(01)</sup> (55 kW) petrol engine: EU6 emissions standard, three cylinder in-line direct injection engine, with two valves per cylinder. Fitted with a turbocharger module with electric boost pressure regulation. Available with a five speed manual transmission
- 1.0 litre/95 PS<sup>(01)</sup> (70 kW) petrol engine: EU6 emissions standard, three cylinder in-line direct injection engine, with two valves per cylinder. Fitted with a turbocharger module with electric boost pressure regulation. Available with a five speed manual transmission or a seven speed automatic DSG transmission
- 1.0 litre/115 PS<sup>(01)</sup> (85 kW) petrol engine: EU6 emissions standard, three cylinder in-line direct injection engine, with two valves per cylinder. Fitted with a turbocharger module with electric boost pressure regulation. Available with a six speed manual transmission or a seven speed automatic DSG transmission
- 2.0 litre/200 PS<sup>(01)</sup> (147 kW) petrol engine: EU6 emissions standard, four cylinder in-line direct injection turbocharged engine. Fitted with four valves per cylinder and a turbocharger. Available with a six speed manual or a six speed automatic DSG transmission
- 1.6 litre/80 PS<sup>(01)</sup> (58 kW) common rail diesel engine: EU6 emissions standard, four cylinder in-line turbocharged engine, with four valves per cylinder. Fitted with a turbocharger and a DPF (diesel particulate filter). Available with a five speed manual transmission
- 1.6 litre/95 PS<sup>(01)</sup> (70 kW) common rail diesel engine: EU6 emissions standard, four cylinder in-line turbocharged engine, with four valves per cylinder. Fitted with a turbocharger and a DPF (diesel particulate filter). Available with a five speed manual transmission

# Dimensions.

### Exterior dimensions

Length – min., mm	4053 [4067]
Width – inc. door mirrors, mm	1946
Height – max., mm	1461
Height – opened tailgate/floor, mm	1990
Wheelbase, mm	2548
Turning circle, m	10.6

### Interior dimensions

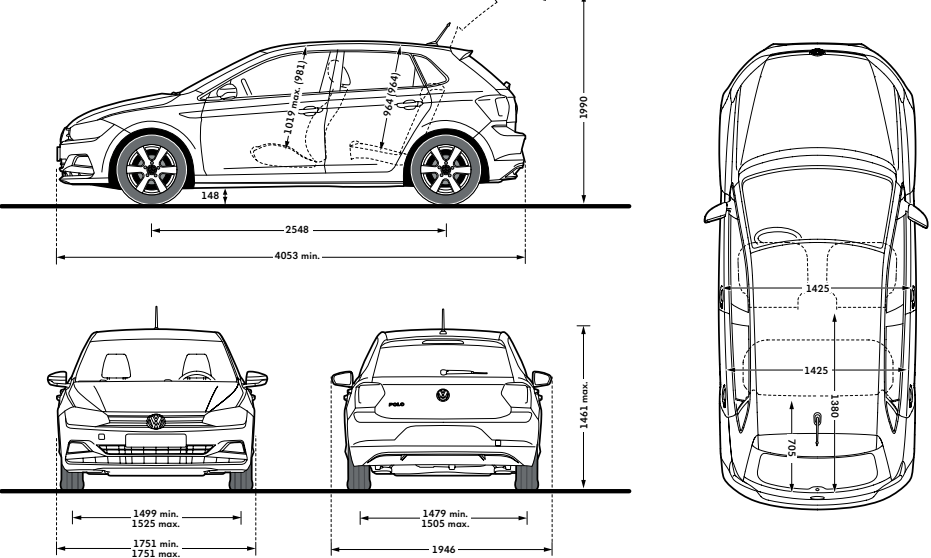
Effective headroom – front max., mm (with sunroof)	1019 (981)
Effective headroom – rear, mm (with sunroof)	964 (964)
Interior width – front, mm	1425
Interior width – rear, mm	1425

### Maximum luggage capacity, litres VDA measuring method using

200 x 100 x 50mm blocks	
With rear seats upright and rear bench forward	355
With rear seats folded and rear bench forward	1125

Figures shown are for standard specification models. The addition of certain factory-fitted options and/or accessories may affect some of the dimensions shown.  
[ ] Figures in brackets are GTI and GTI+

### New Polo



On illustrations, where arrows and figures are shown inside of the vehicle, the measurements are for interior dimensions. Where arrows and figures are shown outside of the vehicle, the measurements are for exterior dimensions.



CO<sub>2</sub> emissions and VED bands with optional wheels.

Effect of wheel size on CO<sub>2</sub> emissions and VED Bands

Choosing larger alloy wheels than standard as an option, may result in increased fuel consumption as well as higher CO<sub>2</sub> emissions and subsequently increased Vehicle Excise Duty (VED) band and BIK rates paid by company car drivers may increase. This is due to the fact that larger wheels have both more aerodynamic drag and more mechanical drag, resulting in increased rolling resistance and increased wind resistance. As a result, the VED band that the vehicle falls into may increase from its original VED band when fitted with standard size wheels. In some instances, the recommended ‘On the road’ retail price paid for the vehicle may increase as a result of the increased VED rate. The chart below shows CO<sub>2</sub> emissions and the related VED bands for vehicles with both standard-fit wheels and larger optional alloy wheels, as well as the change in VED band.

5-door hatchback range			Output, PS	Standard wheel size	CO <sub>2</sub> emission, g/km* , standard wheels	First year VED £, standard wheels	Optional alloy wheel and size	CO <sub>2</sub> emission, g/km* , optional alloy wheels	First year VED £, optional wheels
S	1.0 ltr	5 speed manual	65	14"	110*	140.00	15" Sassari, 15" Sassari Smokey Aurora ‡, 15" Seyne Black diamond-turned	108*	140.00
SE	1.0 ltr	5 speed manual	65	15"	108*	140.00	15" Sassari Smokey Aurora ‡, 15" Salou, 15" Seyne Black diamond-turned	108*	140.00
				15"	108*	140.00	16" Torsby Black diamond-turned, 16" Las Minas, 16" Las Minas Dark Adamantium	110*	140.00
	1.0 ltr	5 speed manual	75	15"	108*	140.00	15" Sassari Smokey Aurora ‡, 15" Salou, 15" Seyne Black diamond-turned	108*	140.00
				15"	108*	140.00	16" Torsby Black diamond-turned, 16" Las Minas, 16" Las Minas Dark Adamantium	110*	140.00
	1.0 ltr TSI	5 speed manual	95	15"	101*	140.00	15" Sassari Smokey Aurora ‡, 15" Salou, 15" Seyne Black diamond-turned	101*	140.00
				15"	101*	140.00	16" Torsby Black diamond-turned, 16" Las Minas, 16" Las Minas Dark Adamantium	103*	140.00
	1.0 ltr TSI	7 speed auto DSG	95	15"	105*	140.00	15" Sassari Smokey Aurora ‡, 15" Salou, 15" Seyne Black diamond-turned	105*	140.00
				15"	105*	140.00	16" Torsby Black diamond-turned, 16" Las Minas, 16" Las Minas Dark Adamantium	107*	140.00
	1.6 ltr TDI	5 speed manual	80	15"	97*	120.00	15" Sassari Smokey Aurora ‡, 15" Salou, 15" Seyne Black diamond-turned	97*	120.00
				15"	97*	120.00	16" Torsby Black diamond-turned, 16" Las Minas, 16" Las Minas Dark Adamantium	99*	120.00
beats	1.0 ltr	5 speed manual	65	16"	110*	140.00	17" Bonneville Black diamond-turned	110*	140.00
	1.0 ltr	5 speed manual	75	16"	110*	140.00	17" Bonneville Black diamond-turned	110*	140.00
	1.0 ltr TSI	5 speed manual	95	16"	103*	140.00	17" Bonneville Black diamond-turned	103*	140.00
	1.0 ltr TSI	7 speed auto DSG	95	16"	107*	140.00	17" Bonneville Black diamond-turned	107*	140.00
	1.6 ltr TDI	5 speed manual	80	16"	99*	120.00	17" Bonneville Black diamond-turned	99*	120.00

\* Fuel consumption and CO<sub>2</sub> figures are obtained under standardised EU test conditions (Directive 93/116/EEC). This allows a direct comparison between different manufacturer models but may not represent the actual fuel consumption achieved in ‘real world’ driving conditions. More information is available on the Volkswagen website at [www.volkswagen.co.uk](http://www.volkswagen.co.uk) and at [www.dft.gov.uk/vca](http://www.dft.gov.uk/vca). Please note: the increase in VED rate that is payable is in addition to the cost of the optional alloy wheels. Please consult your Volkswagen retailer for full details.

‡ This option will be open for order later in 2018. Please consult your Volkswagen retailer for full details.

5-door hatchback range			Output, PS	Standard wheel size	CO <sub>2</sub> emission, g/km* , standard wheels	First year VED £, standard wheels	Optional alloy wheel and size	CO <sub>2</sub> emission, g/km* , optional alloy wheels	First year VED £, optional wheels
SEL	1.0 ltr TSI	6 speed manual	115	16"	107*	140.00	16" Las Minas Dark Adamantium, 17" Pamplona, 17" Pamplona Dark Adamantium	107*	140.00
	1.0 ltr TSI	7 speed auto DSG	115	16"	109*	140.00	16" Las Minas Dark Adamantium, 17" Pamplona, 17" Pamplona Dark Adamantium	109*	140.00
	1.6 ltr TDI	5 speed manual	95	16"	99*	120.00	16" Las Minas Dark Adamantium, 17" Pamplona, 17" Pamplona Dark Adamantium	99*	120.00
R-Line	1.0 ltr TSI	5 speed manual	95	16"	103*	140.00	17" Pamplona, 17" Pamplona Dark Adamantium, 17" Bonneville Black diamond-turned	103*	140.00
	1.0 ltr TSI	6 speed manual	115	16"	107*	140.00	17" Pamplona, 17" Pamplona Dark Adamantium, 17" Bonneville Black diamond-turned	107*	140.00
	1.0 ltr TSI	7 speed auto DSG	115	16"	109*	140.00	17" Pamplona, 17" Pamplona Dark Adamantium, 17" Bonneville Black diamond-turned	109*	140.00
GTI †	2.0 ltr TSI †	6 speed manual	200	17"	TBA*	TBA	18" Brescia Black diamond-turned ‡	TBA*	TBA
	2.0 ltr TSI	6 speed auto DSG	200	17"	134*	200.00	18" Brescia Black diamond-turned ‡	134*	200.00
GTI+ †	2.0 ltr TSI †	6 speed manual	200	17"	TBA*	TBA	18" Brescia Black diamond-turned ‡	TBA*	TBA
	2.0 ltr TSI	6 speed auto DSG	200	17"	134*	200.00	18" Brescia Black diamond-turned ‡	134*	200.00

\* Fuel consumption and CO<sub>2</sub> figures are obtained under standardised EU test conditions (Directive 93/116/EEC). This allows a direct comparison between different manufacturer models but may not represent the actual fuel consumption achieved in ‘real world’ driving conditions. More information is available on the Volkswagen website at [www.volkswagen.co.uk](http://www.volkswagen.co.uk) and at [www.dft.gov.uk/vca](http://www.dft.gov.uk/vca). Please note: the increase in VED rate that is payable is in addition to the cost of the optional alloy wheels. Please consult your Volkswagen retailer for full details.

† These engines will be open for order in Autumn 2018. Please consult your Volkswagen retailer for full details.

‡ This option will be open for order later in 2018. Please consult your Volkswagen retailer for full details.



# Volkswagen service.

Exclusions and terms and conditions apply to all warranties and plans listed. For pricing and further details of Volkswagen Warranties and Service Plans, please consult your authorised Volkswagen retailer or repairer, or visit [www.volkswagen.co.uk](http://www.volkswagen.co.uk)

### The Volkswagen Warranty Three-year Warranty

All Volkswagen passenger cars come with a three-year/60,000 miles warranty, which protects your car against the failure of most technical and electrical components due to manufacturing defects. This comprises a two-year manufacturer's warranty with unlimited mileage plus a further one-year/60,000 miles (whichever is soonest) Retailer Warranty<sup>1</sup>. Should the mileage exceed 60,000 miles within the first two years, the manufacturer's two-year warranty will still be valid. Full details of the three-year warranty are available from your authorised Volkswagen retailer or repairer.

### Body Protection Warranty

The internal body sections and panels of the Polo are covered against rusting through from the inside for 12 years. Naturally, the vehicle must be cared for in compliance with the manufacturer's operating instructions. Please consult your authorised Volkswagen retailer or repairer for full warranty details.

### Three-year Paintwork Warranty

This latest paintwork warranty, pioneered by Volkswagen, provides you with cover on a new car. Naturally, during the warranty period the car must be cared for in compliance with the manufacturer's operating instructions. Any paintwork defects, as a result of the manufacturing process, will be rectified without charge.

### Approved Accessories

A comprehensive range of accessories from alloy wheels to carpet mats is available to complement the factory-fitted option list. Volkswagen approved accessories purchased from and fitted by your authorised Volkswagen retailer at the point of vehicle sale will also benefit from the three-year vehicle warranty.

### Extended Warranty

If you order the Volkswagen Extended Warranty as an option when buying your new Polo then you get the 100% Volkswagen Warranty and you can continue to enjoy comprehensive Volkswagen protection against many unforeseeable repair costs. Designed to your needs, you can purchase an extra one or two year's warranty up to a maximum of five years or 90,000 miles.

### Service Intervals

Volkswagen is pleased to offer you a choice on how your Volkswagen is serviced. The appropriate selection is entirely dependent on how the car is likely to be driven and its general use. To help you identify which type of service would be most suitable, please refer to the following guide.

The Fixed Service is recommended for vehicles that will cover less than 10,000 miles in 12 months and if the vehicle is likely to be used in the following way:

- Predominantly urban driving, short journeys with frequent cold starts.
  - Activities regularly producing high engine loading, e.g. frequent hill climbs, driving with vehicle fully loaded and towing.
  - Uneconomical driving style using high rpms with heavy acceleration and heavy braking.
- The service intervals for the Fixed Service are as follows:
- Oil change service – After 1 year or 10,000 miles (15,000km), whichever is soonest.
  - Inspection service<sup>2</sup> – First after 2 years or 20,000 miles (30,000km), then every one year or 20,000 miles (30,000km), whichever is soonest.

The Flexible Service is recommended for vehicles with daily mileage of more than 25 miles where the vehicle is driven regularly mainly on longer distance journeys. The vehicle is driven mainly at a constant speed with minimum vehicle and engine loading, minimal towing and driven in an economical manner. With the Flexible Service the vehicle can cover anywhere between 10,000<sup>3</sup> and a maximum of 20,000<sup>3</sup> miles or 24 months (whichever is soonest) between oil changes.

The service intervals for the Flexible Service are as follows:

- Oil change service – According to flexible service interval display (after 2 years at the latest).
- Inspection service<sup>2</sup> – First after 2 years or 20,000 miles (30,000km), then every one year or 20,000 miles (30,000km), whichever is soonest.

The up! model is only available with the Fixed Service schedule. Please consult your authorised Volkswagen retailer or repairer for advice and full details.

Please note: If you purchase a Volkswagen Fixed Price Service Plan your vehicle will follow the Fixed Service schedule.

### Volkswagen Insurance<sup>4</sup>

We want you to start enjoying your new car from day one and thanks to Volkswagen free 5 day insurance, you can. Call free on 0330 303 6930 (lines are open Monday to Friday 8am – 9pm and Saturday 9am – 5pm), provide a few details and a cover note will be sent to your retailer. They will then tax your car and you can drive it away.

### Volkswagen Ensurance<sup>5</sup>

Get three years' Volkswagen Ensurance cover for free.

Another great benefit of being a Volkswagen driver. If your Volkswagen was damaged in an accident, wouldn't you want it fixed by a Volkswagen trained technician using only genuine Volkswagen parts? Ensurance is Volkswagen's accident and repair cover which does exactly that. It works alongside your main comprehensive motor insurance policy no matter who you are insured with, to make sure you get the quality repair and service you would want. If you're involved in an accident or your car is stolen, just one call to us and we'll look after your claim from start to finish ensuring your Volkswagen is restored to the highest standard.

Activate your cover and benefit from:

- A guarantee that your Volkswagen will be repaired by a Volkswagen approved repairer and Volkswagen trained technicians, using only genuine Volkswagen parts and paints.
- A dedicated Claims Manager who will manage your claim from start to finish, liaising with your insurer and the repairer so you don't have to.
- Help to recover any uninsured losses using our Legal Expenses Cover.
- Online claims tracking so you can keep up to date with the status of any claim.

Volkswagen Ensurance is free to all Volkswagen customers for three years and it only takes a minute to get cover. To find out more and to activate your cover, visit [volkswagen-ensurance.co.uk](http://volkswagen-ensurance.co.uk)

### Volkswagen Finance<sup>6</sup>

Volkswagen Finance specialises in providing funding solutions for Volkswagen drivers. Whether your Volkswagen is for private or business use, you can choose from a range of funding options.

- Solutions – a Personal Contract Plan
- Hire purchase
- Lease purchase
- Finance lease
- Contract hire

With all Volkswagen Finance products you can choose a fixed-cost maintenance plan to help you budget for your servicing and maintenance costs. No matter what finance product you choose, your local Volkswagen retailer will be able to provide you with a personalised quote that could meet your budget and vehicle needs.

### Fuel consumption and CO<sub>2</sub> Emissions

Fuel consumption and CO<sub>2</sub> figures are obtained under standardised EU test conditions (Directive 93/116/EEC). This allows a direct comparison between different manufacturer models but may not represent the actual fuel consumption achieved in 'real world' driving conditions. More information is available on the Volkswagen website at [www.volkswagen.co.uk](http://www.volkswagen.co.uk) and at [www.dft.gov.uk/vca](http://www.dft.gov.uk/vca). The weight of a vehicle will influence the level of CO<sub>2</sub> emissions it produces; as a result, vehicles with higher levels of specification and factory-fitted options may emit higher levels of CO<sub>2</sub>. Choosing larger alloy wheels than those fitted as standard may result in increased fuel consumption as well as higher CO<sub>2</sub> emissions and subsequently an increased Vehicle Excise Duty (VED) band. BIK rates paid by company car drivers may also increase. In some instances, the recommended 'On the road' retail price paid for a vehicle may increase as a result of the increased VED rate. CO<sub>2</sub> is the main greenhouse gas responsible for global warming. The specifications contained in this brochure are for information purposes only and are subject to change.

### Volkswagen Roadside Assistance

Every new car is registered for Volkswagen Roadside Assistance for one year except the Touareg which is registered for three years. This provides vehicle roadside and home recovery in the unlikely event of a breakdown in the UK and Europe (subject to conditions). Volkswagen Roadside Assistance can also be purchased for subsequent years. Exclusions and terms and conditions apply. For pricing and further details of Volkswagen Roadside Assistance, please consult your authorised Volkswagen retailer, or visit [www.volkswagen.co.uk](http://www.volkswagen.co.uk)

### Tax Free Sales

For full details, please contact your authorised Volkswagen retailer.

### Please note:

Some illustrations in this brochure do not necessarily reflect UK specifications and may not be available. In particular, controls and some items of equipment are positioned differently for the UK. The specifications contained in this brochure are for information purposes only and are subject to change. If you require any specific feature, you must consult your authorised Volkswagen retailer who is regularly updated with any change in specification. Please check model availability and full specification details with your authorised Volkswagen retailer prior to ordering. Note: we would like to advise you that telephone calls to Volkswagen Customer Care may be monitored and recorded as part of our training and quality assurance processes. All our monitoring and recording processes meet Ofcom regulations.

<sup>1</sup> All warranty work must be completed by an authorised Volkswagen retailer or repairer.

<sup>2</sup> The inspection service first at 3 years (or 40,000 miles) and then every second year (or 40,000 miles) has additional workscope.

<sup>3</sup> The quoted mileage is based on a conversion from kilometres and is therefore unlikely to exceed circa 18,000 miles between oil changes.

<sup>4</sup> Volkswagen Financial Services is a trading name of Volkswagen Financial Services (UK) Limited ('VWFS UK'). Registered in England and Wales number: 2835230. Registered Office: Brunswick Court, Yeomans Drive, Blakelands, Milton Keynes MK14 5LR. Financial and consumer credit services are provided by VWFS UK. Annual insurance credit is provided by Ageas Retail Limited. Volkswagen Motor Insurance from VWFS UK is sold and administered by Ageas Retail Limited, registered in England and Wales number: 1324965 Registered Office: Ageas House, Hampshire Corporate Park, Templars Way, Eastleigh, Hampshire SO53 3YA. VWFS UK and Ageas Retail Limited are not part of the same corporate group.

<sup>5</sup> Ensurance from Volkswagen Financial Services is sold and administered by Lawshield UK Limited, registered in England number: 3360532. Registered office: Lawshield House, 850 Ibis Court, Lakeside Drive, Centre Park, Warrington, Cheshire, WA1 1RL and underwritten by UK General Insurance Limited on behalf of Great Lakes Insurance SE. Great Lakes Insurance SE is a German insurance company with its headquarters at Königinstrasse 107, 80802 Munich. UK Branch office: Plantation Place, 30 Fenchurch Street, London, EC3M 3AJ.

<sup>6</sup> Finance is available to 18s and over, subject to status. Terms and conditions apply. Volkswagen Finance.



# The new Polo

Volkswagen Information Service. Telephone: 0800 333 666

Internet: [www.volkswagen.co.uk](http://www.volkswagen.co.uk)

© Volkswagen Group United Kingdom Limited 2018.

Issue: 4 January 2018.



[facebook.com/VolkswagenUK](https://facebook.com/VolkswagenUK)



[@UKVolkswagen](https://twitter.com/@UKVolkswagen)



[youtube.com/user/ukvolkswagen](https://youtube.com/user/ukvolkswagen)