

The new Touran



Volkswagen



The new Touran. The family car that ticks all the boxes.

Versatile, spacious and packed with features, the all-new Touran is the family MPV that ticks every box. The latest engine technology, driver assistance systems and over 50 innovations make driving easier and more enjoyable than ever. Large windows and a panoramic sunroof enhance the sense of spaciousness, and the new sloping roofline gives a confident, dynamic look. Despite its compact, sporty appearance, it's a true seven-seater, with ample head and legroom in every row, while the new fold-down seating arrangement provides all the space for your family's activities.

01 LED premium headlights provide optimum road illumination by producing a light that is brighter than conventional halogen headlights. Also featured with this option is projection technology, dynamic cornering lighting and headlight washers to help keep your headlights clean. Optional on SE models and above. Model shown features optional metallic paint.



Front cover model shown is new Touran R-Line with optional LED premium headlights, panoramic sunroof and Pure White non-metallic paint. Panoramic sunroof is standard on SE Family and optional on all other models.



Model shown is new Touran SEL with optional LED premium headlights, 18" 'Marseille' alloy wheels and metallic paint.



Interior shown is new Touran SEL DSG with optional Discover Navigation Pro touch-screen navigation/DVD radio system with integrated voice activation, electric tailgate closing and metallic paint.

Every journey is a multimedia experience.

Thanks to the latest infotainment systems and Car-Net 'App-Connect'¹, the new Touran brings the information superhighway into your car, providing an exciting multimedia experience. Car-Net 'App-Connect allows 'mirroring' of compatible smartphone's display with apps² displayed on the infotainment touch-screen via USB connection, meaning that you have access to a whole host of information. What's more, Car-Net 'Cam-Connect' works in conjunction with 'MirrorLink'[™] compatible smartphones enabling you to keep an eye on the back seats without turning your head, while the electronic voice amplification allows the driver to speak to all the rear seat passengers without raising their voice.

01 Car-Net 'App-Connect'³ combines the functionality of Apple 'CarPlay', Google 'Android Auto' and 'MirrorLink'[™], allowing you to mirror apps from your smartphone onto the infotainment touch-screen via USB connection. It cleverly allows display and operation of certified apps including audio and voice control, if supported by the app. Please note, there is usage of only certified apps while driving. Standard on SEL and R-Line and optional on all other models. Image shown features optional Discover Navigation Pro touch-screen navigation/DVD radio system.

02 The Volkswagen Car-Net 'Cam-Connect'³ app, standard on SEL and R-Line and optional on all other models, literally gives you eyes in the back of your head. As an additional feature of Car-Net 'App-Connect', simply download the free app from the Volkswagen website and connect your GoPro[®] camera⁴ (not supplied). Using 'MirrorLink'[™], one of the Car-Net 'App-Connect' functions, it will cleverly transmit images from the rear of the vehicle onto the infotainment system's touch-screen. This will allow you to keep a close eye on the rear seat's precious contents without having to look over your shoulder – be it fragile gifts, the dog or the most precious cargo – your family. Image shown features optional Discover Navigation Pro touch-screen navigation/DVD radio system. Car-Net 'Cam-Connect' functionality only operable in conjunction with a 'MirrorLink'[™] compatible smartphone.

03 A new feature on the new Touran is the **media box**. Located on the passenger's side of the dashboard, it gives you access to a high-tech world, neatly housing the CD player and SD card connection. Standard on all models. Model shown features optional metallic paint.

04 Electronic voice amplification (not shown) allows the driver to speak to those in the second and third row rear seats easily and clearly, without raising their voice. Standard on SE Family and optional on all other models as part of the Family pack.

¹ Only operable in conjunction with compatible smartphones including iPhone 5 and 6. Please see www.volkswagen.co.uk to check smartphone compatibility.

² Display and operation of certified apps including audio and voice control (if supported by the app). Usage of certified apps only while driving.

³ Only operable in conjunction with compatible smartphones including iPhone 5 and 6. Please see www.volkswagen.co.uk to check smartphone compatibility.

⁴ Standard on Discover Navigation Pro touch-screen navigation/DVD radio system.

⁵ The GoPro[®] camera is not included in the new Touran and must be separately purchased by you. The described function is compatible with the following versions: GoPro[®] Hero camera (3, 3+ or 4). GoPro[®], Hero, the GoPro[®] logo and the GoPro[®] Be a Hero logo are trademarks or registered trademarks of GoPro[®].



01



02



03

The sky's the limit on every trip.

The panoramic sunroof adds a new dimension of fresh air and light to every trip. At 1.4m², it offers a stunning view of the skies above from every seat, enabling occupants to count clouds and stargaze to their heart's content. Electrically operated, the panoramic sunroof is fitted with an integrated roller blind and wind deflector, and at night is softly illuminated with LED ambient lighting. Day or night, driving's never been more fun.



01-02 The **climate control – 3Zone electronic air conditioning system** allows the driver, front passenger and those seated in the 2nd row to set their own desired temperature, independently of one another. This advanced air conditioning system also features a 'gentle' climate option, making steamed-up windows a thing of the past, while the biogenic filter keeps out pollens and allergens, ensuring consistent air quality throughout the passenger compartment. Standard on SEL and R-Line and optional on all other models.



Panoramic sunroof is standard on SE Family and optional on all other models.



Interior shown is new Touran SEL with optional panoramic sunroof, net partition and metallic paint.



01

Interior shown is new Touran SEL DSG with optional Discover Navigation Pro touch-screen navigation/DVD radio system with integrated voice activation, winter pack, electric tailgate closing and metallic paint.

Taking the family on the road has never been easier.

Everything about the new Touran is designed to try and help make family life easier, more enjoyable and more fun. Whether you're taking a long trip, stuck in traffic or performing a tricky parking manoeuvre, a host of intelligent and innovative features provide high levels of comfort, convenience and occupant protection. For example, all five rear seats have Isofix child seat preparation, there are seven airbags and a range of assistance systems, depending on which trim level you choose, that include Adaptive Cruise Control (ACC), Park Assist, Driver Alert system and Side scan that help to provide peace of mind on every journey.

01 Ambient lighting in the front footwell and door trim inserts creates a warm welcome when getting in and out and can be adjusted to provide your preferred level of illumination. Standard on SEL and R-Line and optional on SE and SE Family models.

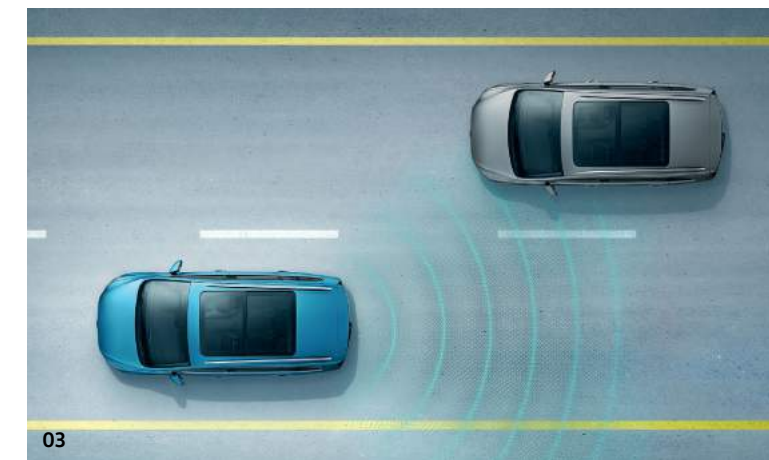
02 The comprehensive airbag system includes front seat side impact airbags, driver's and front passenger's airbags with passenger's deactivation switch, curtain airbag system for front and 2nd row passengers, and a knee airbag for the driver. Standard on all models. Also available as an option for all models are side airbags for the 2nd row seats.

03 Side Scan and Lane Assist help you change lanes confidently. A radar sensor controlled system warns you via lights in the door mirror housing if it detects road users in your blind spot while a camera controlled warning system alerts you if your car drifts out of its chosen lane. Optional on SE models and above.

Images shown are for illustration purposes only and may not necessarily reflect UK specification. Models shown feature optional metallic paint.



02



03



01

Flexibility and family life go hand in hand.

01 Thanks to the new **folding seat arrangement**, the new Touran can be as flexible as you wish. Simply flick the catch on the top of the rear seats and they fold down to create a completely flat floor, increasing your boot space as required. With all seats upright there's a generous 137 litres of space. This increases to 1,857 litres when the second and third row seats are folded flat. If you need to carry longer items the load length is an impressive 1.89m, and with the front passenger seat folded flat, it offers even more load length of 2.7m. Model shown is new Touran SEL DSG with optional Discover Navigation Pro touch-screen navigation/DVD radio system with integrated voice activation and metallic paint.

Please see page 31 for full details of dimensions.



02

02 The **cargo management system** offers even greater flexibility in the boot space. The adjustable, elastic luggage net can be used to keep items secure whilst driving and there is also a convenient removable luggage compartment light. Optional on all models. Model shown features optional metallic paint.

03 **Hands free tailgate opening** opens the rear tailgate even when you don't have a free hand. Sensors recognise your key and a simple foot movement below the rear bumper is all it takes to unlock and open the tailgate automatically. Optional on SE models and above as part of the keyless entry option. Model shown features optional metallic paint.



03

Images shown are for illustration purposes only and may not necessarily reflect UK specification.



01

Model shown is new Touran R-Line with optional LED premium headlights and Pure White non-metallic paint.

Stand out from the crowd. The new R-Line.

Add a touch of luxury to family life with the dynamic new R-Line. Eye-catching looks combine with the stylish interior to give a sporty feel, taking family motoring to a whole new level.



02

01 Externally, the charismatic R-Line exudes confidence and style. The dynamic **'R-Line' styling pack** comprises uniquely shaped, body-coloured front and rear bumpers, body-coloured side skirts and a chrome-trimmed front air intake grille. Silver anodised roof rails enhance the bodylines, while stylish 18 inch 'Marseille' alloy wheels complete the picture.

02 Unique **R-Line badging** on the radiator grille and door sills add an extra touch of style, highlighting its athletic appeal.

03 Inside, the R-Line offers an exceptional level of specification. Front seats feature **'Race' upholstery centre sections** and **'San Remo' side bolsters**, ensuring comfortable support on every trip, and exclusive 'R-Line' badging on the front seat backrest completes the look. Interior shown is new Touran R-Line with optional electric tailgate closing and Pure White non-metallic paint.

Models shown feature optional Pure White non-metallic paint.



03

02 The **leather trimmed three-spoke multifunction steering wheel** is finished with colour-coordinated grey stitching, aluminium inserts and the 'R-Line logo, while stainless steel pedals, black rooflining and 'Black Lead Grey' decorative inserts in the dash, centre console and front doors add elegance and excitement, creating a truly luxurious feel. Image shown features optional Discover Navigation Pro touch-screen navigation/DVD radio system.

03 The **rear bumper with diffuser look effect and twin chrome tailpipes** emphasise the sporty style, while rear tinted glass from B pillar backwards, approx. 65% tinted, gives the new R-Line real road presence.



01 Door sill protectors feature unique 'R-Line' styling, emphasising the careful attention to detail that distinguishes the new Touran R-Line.



Models shown feature optional Pure White non-metallic paint.



Model shown is new Touran R-Line with optional Pure White non-metallic paint.

Wheels.

01 6½J x 16 steel wheels with 205/60 R16 tyres and full size wheel trims. Standard on S models.

02 ‘Trondheim’ 6½J x 16 alloy wheels with 205/60 R16 tyres and anti-theft wheel bolts. Standard on SE and SE Family and optional on S models.

03 ‘Stockholm’ 6½J x 17 alloy wheels with 215/55 R17 mobility tyres and anti-theft wheel bolts. Standard on SEL and optional on SE and SE Family models.

04 ‘Marseille’ 7J x 18 alloy wheels with 225/45 R18 mobility tyres and anti-theft wheel bolts. Standard on R-Line and optional on SE, SE Family and SEL models.

05 ‘Brighton’ 6½J x 16 alloy wheels with 205/60 R16 tyres and anti-theft wheel bolts. Optional on S models.

06 ‘Vallelunga’ 6½J x 17 alloy wheels with 215/55 R17 mobility tyres and anti-theft wheel bolts. Optional on SE, SE Family and SEL models.

Please note, mobility tyres in lieu of tyre mobility kit.



Please note, the addition of larger optional wheels may result in a higher CO₂ emission figure and change in VED band, and subsequently an increase in the Manufacturer's Recommended 'On the road' Retail price. Please see page 32 for full details.

Models shown features optional metallic paint.

Accessories packs.

Touran Protection.

Part Number: ZGB BOM 083 VW



01 Premium carpet mats – front and 2nd row seats
The Volkswagen Genuine textile floor mats made from durable, high-quality velour with Touran branding are a visual highlight that also helps to protect the car interior. The easy attachment using the 2-point fastening system ensures that the premium floor mats do not slip or turn. Four-piece set
Part Number: 5QC 061 270 WGK



02 Rear sill cover – transparent
Help protect your rear bumper from scratches and scuffs with this transparent film. It's subtle, practical and protects your paintwork when loading and unloading.
Part Number: 5QA 061 197

Images shown are for illustration purposes only and may not necessarily reflect UK specification.
Models shown features optional metallic paint.



03 Front mudflaps – set of two
Prevent muck from messing up your vehicle's underbody, bumpers, sills and doors with Volkswagen mudflaps. They're long-lasting and durable, protecting your vehicle against excessive mud and reducing the chance of road chip damage.
Part Number: 5TA 075 111



04 Rear mudflaps – set of two
Perfectly shaped to fit the rear, these durable, hard-wearing mudflaps offer protection against flying stones and other debris, with water spray being reduced quite substantially.
Part Number: 5TA 075 101

Touran Pet.

Part Number: ZGB BOM 084 VW



01 Upper partition grille
Keep your best friend happily in the back with the partition grille, separating the luggage compartment from the rear passenger space. Made of a black powder-coated tubular frame with wire mesh, it's easily installed behind the rear seat.
Part Number: 5QA 017 221

02 Rear sill cover – transparent
Help protect your rear bumper from scratches and scuffs with this transparent film. It's subtle, practical and protects your paintwork when loading and unloading.
Part Number: 5QA 061 197

03 Boot liner – 7-seater
The Volkswagen Genuine luggage compartment liner is light, flexible and perfectly shaped to fit the contours of your vehicle. The edge provides adequate protection against moisture and dirt, and also preventing goods from slipping. If the luggage compartment liner is not required, it can simply be rolled up so that it takes up less storage space.
Please note, image shown is for illustration purpose only and features Boot liner for 5-seat model.
Part Number: 5QA 061 160 A

Images shown are for illustration purposes only and may not necessarily reflect UK specification.
Models shown feature optional metallic paint.



Touran Style.

Part Number: ZGB BOM 085 VW



01 Protective strip - chrome
A dazzling finish, the chrome-look strip for the lower edge of the rear tailgate gives the vehicle a refined and elegant look and also serves as a sill protector.
Part Number: 5QA 071 360


02 Door sill trims - aluminium
An eye-catcher when getting into your vehicle, the high-quality aluminium sill panel trims protect the entry areas of your vehicle and gives them an individual look. Each set consists of two sill panel trims with vehicle lettering for the front entry areas.
Part Number: 5QA 071 303

03 Rear sill cover - brushed stainless steel look
Perfect protection with an elegant look, the brushed stainless steel effect loading sill protection fits your vehicle perfectly and protects the bumper against scratches when loading and unloading the luggage compartment, while also enhancing the vehicle's appearance.
Part Number: 5QA 061 195



Images shown are for illustration purposes only and may not necessarily reflect UK specification.
Models shown feature optional metallic paint.

Think Blue.



Think Blue.

Start/Stop technology
saves fuel by automatically switching off the engine when the car isn't in motion.

Brake energy recuperation system
makes use of energy that's usually lost when you brake.

Turbocharged engines
deliver more power when you need it and use less fuel when you don't.

Low rolling resistance tyres
reduce the friction between the tyre and the road, meaning it takes less energy – and less fuel – to go further.

Purpose-built BlueMotion cars
include the full range of BlueMotion Technologies as well as an aerodynamically optimised design to reduce wind resistance.

Electric vehicles
comprise both hybrid and fully electric vehicles, offering all the features of their regular counterparts.


*BlueMotion Technologies are available on all Volkswagens and vary between models.

Paint.

- 01 'Pure White' Non-Metallic 0Q
- 02 'Urano Grey' Non-Metallic 5K
- 03 'Titanium Beige' Metallic 0N
- 04 'Reflex Silver' Metallic 8E
- 05 'Caribbean Blue' Metallic F9
- 06 'Atlantic Blue' Metallic H7
- 07 'Nutshell Brown' Metallic U3
- 08 'Indium Grey' Metallic X3
- 09 'Deep Black' Pearl Effect 2T

☒ Standard ☐ Optional


S | ☐ S ☐ SE | ☒ SE SE Family | ☐ SEF SEL | ☒ SEL R-Line | ☒ RL



☐ S ☐ SE ☐ SEF ☐ SEL ☐ RL



☒ S ☒ SE ☐ SEF ☐ SEL ☒ RL



☐ S ☐ SE ☐ SEF ☐ SEL



☐ S ☐ SE ☐ SEF ☐ SEL ☐ RL




☐ S ☐ SE ☐ SEF ☐ SEL ☐ RL



☐ S ☐ SE ☐ SEF ☐ SEL



☐ S ☐ SE ☐ SEF ☐ SEL



☐ S ☐ SE ☐ SEF ☐ SEL ☐ RL





☐ S ☐ SE ☐ SEF ☐ SEL ☐ RL

Please note: Colour range is reproduced for illustration purposes only. Actual on-car colours may vary from those shown, as print processes do not allow exact reproduction of the paint colours.

Upholstery.

- 01 'Charlie' cloth
Anthracite AB Standard on S models
- 02 'Lasano' cloth
Titan Black BG Standard on SE and SE Family models
- 03 'Lasano' cloth
Storm Grey/Palladium BH Standard on SE and SE Family models
- 04 'Art Velours' seat centre section and 'Micro Fibre' side bolsters
Titan Black BG Standard on SEL models
- 05 'Art Velours' seat centre section and 'Micro Fibre' side bolsters
Deep Mocha BJ Standard on SEL models
- 06 'Art Velours' seat centre section and 'Micro Fibre' side bolsters
Storm Grey/Palladium BH Standard on SEL models
- 07 'Race' seat centre section and 'San Remo' side bolsters
Magnet Grey/Anthracite OV Standard on R-Line models
- 08 'Vienna' leather*
Titan Black VE Optional on SE, SE Family, SEL and R-Line models
- 09 'Vienna' leather*
Storm Grey/Palladium VG Optional on SE, SE Family and SEL models



Please note: Swatches reproduced for illustration purposes only. Actual upholstery colours may vary from those shown, as print processes do not allow exact reproduction of the upholstery colours.
* Optional at extra cost. Some parts of leather interior will contain artificial leather.

Combinations.



Interior shown is new Touran SE Family with optional 3Zone electronic air conditioning, Driver Alert system, Side scan and metallic paint.

	Carpet	Dashboard	Rooflining	Pure White 0Q Non-Metallic*	Urano Grey 5K Non-Metallic	Titanium Beige 0N Metallic*	Reflex Silver 8E Metallic*	Caribbean Blue F9 Metallic*	Atlantic Blue H7 Metallic*	Nutshell Brown U3 Metallic*	Indium Grey X3 Metallic*	Deep Black 2T Pearl Effect*
'Charlie' cloth Standard on S models												
Anthracite (AB)	Titan Black	Titan Black	Storm Grey	●	●	●	●	●	●	●	●	●
'Lasano' cloth Standard on SE and SE Family models												
Titan Black (BG)	Titan Black	Titan Black	Storm Grey	●	●	●	●	●	●	●	●	●
Storm Grey/Palladium (BH)	Titan Black	Palladium/Storm Grey	Storm Grey	●	●	●	●	●	●	-	●	●
'Art Velours' seat centre section and 'Micro Fibre' side bolsters Standard on SEL models												
Titan Black (BG)	Titan Black	Titan Black	Storm Grey	●	●	●	●	●	●	●	●	●
Deep Mocha (BJ)	Titan Black	Titan Black	Storm Grey	●	●	●	●	-	●	-	●	●
Storm Grey/Palladium (BH)	Titan Black	Palladium/Storm Grey	Storm Grey	●	●	●	●	●	●	-	●	●
'Race' seat centre section and 'San Remo' side bolsters Standard on R-Line models												
Magnet Grey/Anthracite (OV)	Titan Black	Titan Black	Black	●	●	-	●	●	-	-	●	●
'Vienna' leather*† Optional on SE, SE Family and SEL models												
Titan Black (VE)	Titan Black	Titan Black	Storm Grey	○	○	○	○	○	○	○	○	○
Storm Grey/Palladium (VG)	Titan Black	Palladium/Storm Grey	Storm Grey	○	○	○	○	○	○	-	○	○
'Vienna' leather*† Optional on R-Line models												
Titan Black (VE)	Titan Black	Titan Black	Black	○	○	-	○	○	-	-	○	○

* Pure White non-metallic, metallic and pearl effect paints and leather upholstery are optional at extra cost.
† Some parts of leather interior will contain artificial leather.
● Standard. ○ Optional at extra cost. - Not available.

There's a Volkswagen for all of us.

Nippy city run around? Luxurious executive saloon? Open-top cruiser? Whatever it is you're looking for, we probably have it. From the iconic Beetle and Golf GTI to the compact up!, there's a Volkswagen for everyone.

If you're thinking you might like to try a different Volkswagen, there are over 20 models in our range, so there's bound to be at least one that catches your eye.



Sporty

Golf: As exciting to drive as it is to look at. Style, performance and power.

You will also find our sporty gene in the iconic Golf GTD and Golf R.



Spacious family cars

New Sharan: The ultimate in convenience with sliding rear doors, and enough space for the whole family. And their luggage. And the dogs.

If it's space you're after, then you might also like to consider the Tiguan, Golf SV, Golf Estate, new Touran and Passat Estate.



Style

Beetle: The original icon. And still the most unique way to make a fashion statement.

For more fun with the top down, why not consider Beetle Cabriolet or the Golf Cabriolet.



City run around

up!: The ideal city car. Fun, easy to manoeuvre and surprisingly spacious, with that trademark Volkswagen solidity.

If you're looking for something slightly more spacious, then why not consider the up!'s bigger sibling, the Polo. City run around practicality with more versatility and even more space can be found on the iconic Golf.



Executive

Volkswagen CC: Perfectly turned out high-tech, executive luxury. A contemporary, stylish and innovative coupé.

All the luxury you need can also be found in the Jetta, and executive comfort in the Passat and Passat Estate – winner of 'European Car of the Year 2015'.



4x4

Touareg: The SUV just got smarter. True four by four capability off-road, and smooth, luxurious and powerful when on it, with four wheel drive technology, '4MOTION' as standard.

Go everywhere, do anything in our four wheel drive alternatives: Golf Alltrack, Tiguan and Passat and Passat Estate 4MOTION models.

To see these models and configure your ideal Volkswagen, visit: www.volkswagen.co.uk

Technical specification.

	S, SE, SE Family 1.2 ltr TSI 110 PS BlueMotion Technology	SEL, R-Line 1.4 ltr TSI 150 PS BlueMotion Technology	S, SE, SE Family 1.6 ltr TDI SCR 110 PS BlueMotion Technology	SE, SE Family 2.0 ltr TDI SCR 150 PS BlueMotion Technology	SEL, R-Line 2.0 ltr TDI SCR 150 PS BlueMotion Technology	SEL, R-Line 2.0 ltr TDI SCR 190 PS BlueMotion Technology
Engine						
Engine type	4 cylinder petrol	4 cylinder petrol	4 cylinder diesel	4 cylinder diesel	4 cylinder diesel	4 cylinder diesel
Cubic capacity, ltrs/cc	1.2/1197	1.4/1395	1.6/1598	2.0/1968	2.0/1968	2.0/1968
Max. output, PS ⁽⁰¹⁾ /kW	110/81	150/110	110/81	150/110	150/110	190/140
at rpm	4600-5600	5000-6000	3200-4000	3500-4000	3500-4000	3500-4000
Max. torque, lbs.ft/Nm	129/175	185/250	185/250	251/340	251/340	295/400
at rpm	1400-4000	1500-3500	1500-3000	1750-3000	1750-3000	1900-3300
Gearbox	6-spd manual	6-spd manual	6-spd manual	6-spd manual	6-spd manual	–
	–	7-spd auto DSG	7-spd auto DSG	6-spd auto DSG	6-spd auto DSG	6-spd auto DSG
Weights, kgs						
Manual gearbox:						
Unladen weight ⁽⁰²⁾	1436	1454	1539	1552	1552	–
Gross vehicle weight	2060	2050	2160	2180	2180	–
Payload ⁽⁰²⁾	699	671	696	703	703	–
Axle load limit: Front	1040	1040	1130	1160	1160	–
Rear	1070	1060	1080	TBA	TBA	–
Automatic DSG gearbox:						
Unladen weight ⁽⁰²⁾	–	1478	1560	1571	1571	1615
Gross vehicle weight	–	2100	2160	2200	2200	2240
Payload ⁽⁰²⁾	–	697	675	704	704	700
Axle load limit: Front	–	1080	1140	1090	1090	1180
Rear	–	1070	1070	TBA	TBA	1110
Trailer load limits, kgs ⁽⁰³⁾						
Braked 12% incline:						
Manual gearbox	1300	1500	1500	1800	1800	–
Automatic DSG gearbox	–	1500	1500	1800	1800	1800
Unbraked:						
Manual gearbox	710	720	750	750	750	–
Automatic DSG gearbox	–	730	750	750	750	750
Towbar load limit	80	80	80	80	80	80
Max. roof load	75	75	75	75	75	75

	S, SE, SE Family 1.2 ltr TSI 110 PS BlueMotion Technology	SEL, R-Line 1.4 ltr TSI 150 PS BlueMotion Technology	S, SE, SE Family 1.6 ltr TDI SCR 110 PS BlueMotion Technology	SE, SE Family 2.0 ltr TDI SCR 150 PS BlueMotion Technology	SEL, R-Line 2.0 ltr TDI SCR 150 PS BlueMotion Technology	SEL, R-Line 2.0 ltr TDI SCR 190 PS BlueMotion Technology
Performance						
Top speed, mph (km/h), where the law permits						
Manual gearbox	117 (189)	130 (209)	116 (187)	129 (208)	129 (208)	–
Automatic DSG gearbox	–	130 (209)	116 (187)	128 (206)	128 (206)	137 (220)
Acceleration, secs 0 – 62mph						
Manual gearbox	11.3	8.9	11.9	9.3	9.3	–
Automatic DSG gearbox	–	8.9	11.9	9.3	9.3	8.2
ABl insurance group, 1 - 50	13E, 11E, 11E	17E, 17E	12E, 9E, 10E	17E, 17E	17E, 17E	TBA
Environmental information						
Fuel grade, minimum	Unleaded, 95 RON	Unleaded, 95 RON	Diesel ⁽⁰⁴⁾	Diesel ⁽⁰⁴⁾	Diesel ⁽⁰⁴⁾	Diesel ⁽⁰⁴⁾
Fuel tank capacity, galls/ltrs ⁽⁰⁵⁾	12.8/58	12.8/58	12.8/58	12.8/58	12.8/58	12.8/58
Official fuel consumption						
manual gearbox,						
mpg/ltr per 100km ⁽⁰⁶⁾						
Urban	41.5/6.8 ⁽⁰⁶⁾	40.4/7.0 ⁽⁰⁶⁾	53.3/5.3 ⁽⁰⁶⁾	53.3/5.3 ⁽⁰⁶⁾	53.3/5.3 ⁽⁰⁶⁾	–
Extra-urban	61.4/4.6 ⁽⁰⁶⁾	56.5/5.0 ⁽⁰⁶⁾	72.4/3.9 ⁽⁰⁶⁾	72.4/3.9 ⁽⁰⁶⁾	70.6/4.0 ⁽⁰⁶⁾	–
Combined	52.3/5.4 ⁽⁰⁶⁾	49.6/5.7 ⁽⁰⁶⁾	64.2/4.4 ⁽⁰⁶⁾	64.2/4.4 ⁽⁰⁶⁾	62.8/4.5 ⁽⁰⁶⁾	–
Official fuel consumption						
automatic DSG gearbox,						
mpg/ltr per 100km ⁽⁰⁶⁾						
Urban	–	42.8/6.6 ⁽⁰⁶⁾	61.4/4.6 ⁽⁰⁶⁾	50.4/5.6 ⁽⁰⁶⁾	50.4/5.6 ⁽⁰⁶⁾	52.3/5.4 ⁽⁰⁶⁾
Extra-urban	–	57.6/4.9 ⁽⁰⁶⁾	68.9/4.1 ⁽⁰⁶⁾	65.7/4.3 ⁽⁰⁶⁾	64.2/4.4 ⁽⁰⁶⁾	65.7/4.3 ⁽⁰⁶⁾
Combined	–	51.4/5.5 ⁽⁰⁶⁾	65.7/4.3 ⁽⁰⁶⁾	60.1/4.7 ⁽⁰⁶⁾	58.9/4.8 ⁽⁰⁶⁾	60.1/4.7 ⁽⁰⁶⁾
Official CO ₂ emission, g/km						
Manual gearbox ⁽⁰⁶⁾	126 ⁽⁰⁶⁾	133 ⁽⁰⁶⁾	116 ⁽⁰⁶⁾	116 ⁽⁰⁶⁾	117 ⁽⁰⁶⁾	–
Automatic DSG gearbox ⁽⁰⁶⁾	–	127 ⁽⁰⁶⁾	111 ⁽⁰⁶⁾	125 ⁽⁰⁶⁾	126 ⁽⁰⁶⁾	123 ⁽⁰⁶⁾
Emission class	EURO 6	EURO 6	EURO 6	EURO 6	EURO 6	EURO 6
Noise, dB						
Manual gearbox	71.0	71.0	71.0	72.0	72.0	–
Automatic DSG gearbox	–	69.0	68.0	68.0	68.0	68.0

SCR (Selective Catalytic Reduction) requires AdBlue®, please see page 33 or visit www.volkswagen.co.uk/technology/adblue for more details.

Technology.

Technical specification notes

- 01) The maximum power output figures are quoted in PS (or Pferdestärke, which is the metric equivalent of horsepower). To convert from metric to imperial horsepower, divide the PS figure by 1.0139.
- 02) Figures are calculated in accordance with manufacturer's criteria. The individual unladen weight depends on the specification of the vehicle, this then reduces the possible payload accordingly. The unladen weight and payload both include the fuel tank 90% full, driver (68kg) and luggage (7kg) in line with EU directive 95/48.
- 03) With increasing altitude the engine performance diminishes. From 1,000m above sea level and for every 1,000m thereafter 10% of the vehicle/trailer weight (trailer weight + gross vehicle weight) must be deducted.
- 04) The use of 100% RME and FAME (bio diesel) is not possible. Forecourt diesel with up to 7% bio diesel content, adhering to standard BS EN 590, can be used in diesel engines. The use of ethanol in forecourt petrol meeting BS EN 228 is allowable.
- 05) The size of the fuel tank is approximate and therefore it may be possible to add a greater amount of fuel than the size of the tank specified, due to the space in the filler neck.
- 06) Fuel consumption and CO₂ figures are obtained under standardised EU test conditions (Directive 93/116/EEC). This allows a direct comparison between different manufacturer models but may not represent the actual fuel consumption achieved in 'real world' driving conditions. More information is available on the Volkswagen website at www.volkswagen.co.uk and at www.dft.gov.uk/vca. The weight of a vehicle will influence the level of CO₂ emissions it produces; as a result, vehicles with higher levels of specification and factory-fitted options may emit higher levels of CO₂. Choosing larger alloy wheels than those fitted as standard may result in increased fuel consumption as well as higher CO₂ emissions and subsequently an increased Vehicle Excise Duty (VED) band. BIK rates paid by company car drivers may also increase. In some instances, the recommended 'On the road' retail price paid for a vehicle may increase as a result of the increased VED rate. CO₂ is the main greenhouse gas responsible for global warming. The specifications contained in this brochure are for information purposes only and are subject to change.

Transmission

- Electronic differential lock, combined with a hydraulically operated single-plate dry clutch with asbestos-free lining via a six manual or six and seven speed automatic DSG gearbox
- Front wheel drive through asbestos-free single-plate dry clutch. Hydraulic clutch-mechanism. Six speed manual or six speed automatic DSG gearbox with double joint half axles (wet clutch on six and seven speed DSG models)

Running gear

- ESC (Electronic Stability Control) including EDL (Electronic Differential Lock), ASR (Traction Control), EDTC (Engine Drag Torque Control) and Countersteer Support with trailer stabilisation function
- Front suspension through coil springs with telescopic shock absorbers, all elements integrated in chassis legs
- Rear suspension with gas pressure shock absorbers and separate springs
- Multilink rear axle
- Wheel control: front through chassis legs and (lower) triangular wishbones (directionally stabilising steering roll radius)
- Wheel control: rear through four-link suspension with independent wheel suspension
- Front and rear anti-roll bar
- XDS electronic differential lock

Steering

- Electro-mechanical steering rack
- Collapsible, height and lengthways adjustable safety steering column

Brakes

- Electronically controlled Anti-lock Braking System (ABS) with Electronic Brake-pressure Distribution (EBD)
- Diagonal twin-circuit brake system with ventilated front disc brakes and rear disc brakes
- Asbestos-free brake pad
- HBA (Hydraulic Brake Assist)

Engines

- Front transverse-installed engine
- 1.2 litre/110 PS ⁽⁰¹⁾ (81 kW) petrol engine: EU6 emissions standard four cylinder in-line. Available with six speed manual transmission
- 1.4 litre/150 PS ⁽⁰¹⁾ (110 kW) petrol engine: EU6 emissions standard, four cylinder in-line direct injection turbocharged engine, with four valves per cylinder. Fitted with a turbocharger. Available with a six speed manual or a seven speed automatic DSG transmission
- 1.6 litre/110 PS ⁽⁰¹⁾ (81 kW) common rail diesel engine: EU6 emissions standard, four cylinder in-line common rail diesel engine, with four valves per cylinder. Fitted with a turbocharger and a DPF (diesel particulate filter) with SCR (Selective Catalytic Reduction). Available with a six speed manual or a seven speed automatic DSG transmission
- 2.0 litre/150 PS ⁽⁰¹⁾ (110 kW) common rail diesel engine: EU6 emissions standard, four cylinder in-line common rail diesel engine, with four valves per cylinder. Fitted with a turbocharger and a DPF (diesel particulate filter) with SCR (Selective Catalytic Reduction). Available with a six speed manual or a six speed automatic DSG transmission
- 2.0 litre/190 PS ⁽⁰¹⁾ (140 kW) common rail diesel engine: EU6 emissions standard, four cylinder in-line common rail diesel engine, with four valves per cylinder. Fitted with a turbocharger and a DPF (diesel particulate filter) with SCR (Selective Catalytic Reduction). Available with a six speed automatic DSG transmission

SCR (Selective Catalytic Reduction) requires AdBlue®, please see page 33 or visit www.volkswagen.co.uk/technology/adblue for more details.

Dimensions.

Exterior dimensions

Length, mm	4527
Width – excl. door mirrors, mm	1829
Height – mm	1659
Height – opened tailgate/floor, mm	2034
Wheelbase, mm	2791
Turning circle, m	11.5

Interior dimensions

Effective headroom – front, mm (with sunroof)	1064 (1021)
Effective headroom – 2nd row rear, mm (with sunroof)	979 (952)
Effective headroom – 3rd row rear, mm (with sunroof)	930 (930)
Interior width, front, mm	1490
Interior width – 2nd row rear, mm	1518
Interior width – 3rd row rear, mm	1269

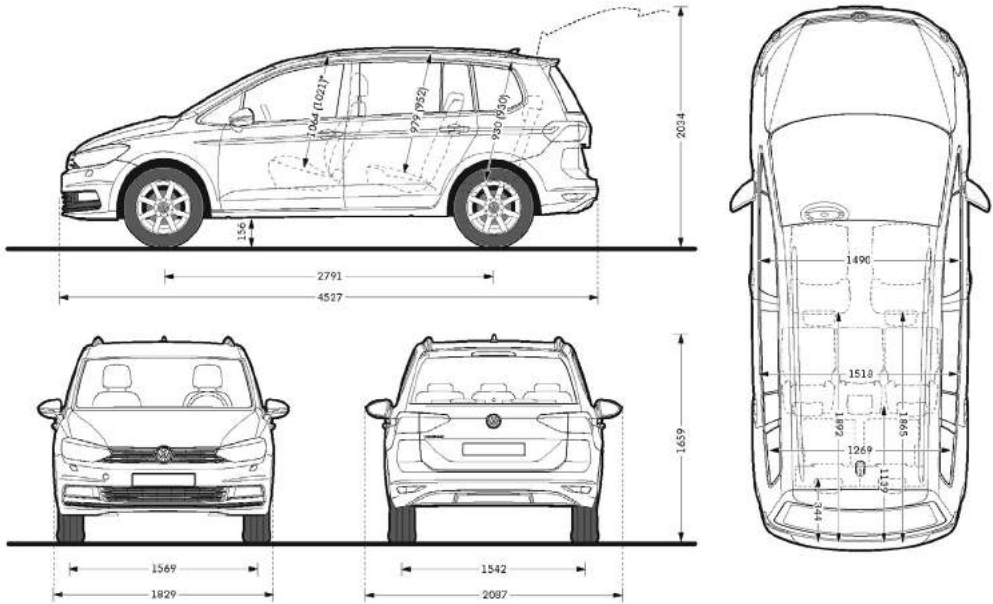
Luggage dimensions

Length – seats up, mm	344
Length – seats down, mm	1892
Maximum width, mm	1048
Maximum height, mm	561
Floor to roof height, mm	932

Maximum luggage capacity, litres – VDA measuring method using 200 x 100 x 50mm blocks

With rear seats upright	137
With rear seats folded	1857

Figures shown are for standard specification models. The addition of certain factory-fitted options and/or accessories may affect some of the dimensions shown.
On illustrations, where arrows and figures are shown inside of the vehicle, the measurements are for interior dimensions. Where arrows and figures are shown outside of the vehicle, the measurements are for exterior dimensions.



CO2 emissions and VED bands with optional wheels.

Effect of wheel size on CO2 emissions and VED bands

Choosing larger alloy wheels than standard as an option, may result in increased fuel consumption as well as higher CO2 emissions and subsequently increased Vehicle Excise Duty (VED) band. The BIK rates paid by company car drivers may also increase. This is due to the fact that larger wheels have both more aerodynamic drag and more mechanical drag, resulting in increased rolling resistance and increased wind resistance. As a result, the VED band that the vehicle falls into may increase from its original VED band when fitted with standard size wheels. In some instances, the recommended ‘On the road’ retail price paid for the vehicle may increase as a result of the increased VED rate. The chart below shows CO2 emissions and the related VED bands for vehicles with both standard-fit wheels and larger optional alloy wheels.

			Output, PS	Standard wheel size	CO2 emission, g/km*, standard wheels	VED Band, standard wheels	Optional alloy wheel and size	CO2 emission, g/km*, optional alloy wheels	VED Band, optional wheels
5-door MPV range									
S	1.2 ltr TSI BMT	6 speed manual	110	16"	126*	D	16" Trondheim	126*	D
	1.6 ltr TDI SCR BMT	6 speed manual	110	16"	116*	C	16" Trondheim	116*	C
	1.6 ltr TDI SCR BMT	7 speed auto DSG	110	16"	111*	C	16" Trondheim	111*	C
SE	1.2 ltr TSI BMT	6 speed manual	110	16"	126*	D	17" Stockholm, 17" Vallengunga, 18" Marseille	127*	D
	1.6 ltr TDI SCR BMT	6 speed manual	110	16"	116*	C	17" Stockholm, 17" Vallengunga, 18" Marseille	117*	C
	1.6 ltr TDI SCR BMT	7 speed auto DSG	110	16"	111*	C	17" Stockholm, 17" Vallengunga, 18" Marseille	112*	C
	2.0 ltr TDI SCR BMT	6 speed manual	150	16"	116*	C	17" Stockholm, 17" Vallengunga, 18" Marseille	117*	C
	2.0 ltr TDI SCR BMT	6 speed auto DSG	150	16"	125*	D	17" Stockholm, 17" Vallengunga, 18" Marseille	126*	D
SE Family	1.2 ltr TSI BMT	6 speed manual	110	16"	126*	D	17" Stockholm, 17" Vallengunga, 18" Marseille	127*	D
	1.6 ltr TDI SCR BMT	6 speed manual	110	16"	116*	C	17" Stockholm, 17" Vallengunga, 18" Marseille	117*	C
	1.6 ltr TDI SCR BMT	7 speed auto DSG	110	16"	111*	C	17" Stockholm, 17" Vallengunga, 18" Marseille	112*	C
	2.0 ltr TDI SCR BMT	6 speed manual	150	16"	116*	C	17" Stockholm, 17" Vallengunga, 18" Marseille	117*	C
	2.0 ltr TDI SCR BMT	6 speed auto DSG	150	16"	125*	D	17" Stockholm, 17" Vallengunga, 18" Marseille	126*	D
SEL	1.4 ltr TSI BMT	6 speed manual	150	17"	133*	E	17" Vallengunga, 18" Marseille	133*	E
	1.4 ltr TSI BMT	7 speed auto DSG	150	17"	127*	D	17" Vallengunga, 18" Marseille	127*	D
	2.0 ltr TDI SCR BMT	6 speed manual	150	17"	117*	C	17" Vallengunga, 18" Marseille	117*	C
	2.0 ltr TDI SCR BMT	6 speed auto DSG	150	17"	126*	D	17" Vallengunga, 18" Marseille	126*	D
	2.0 ltr TDI SCR BMT	6 speed auto DSG	190	17"	123*	D	17" Vallengunga, 18" Marseille	123*	D
R-Line	1.4 ltr TSI BMT	6 speed manual	150	18"	133*	E	N/A	133*	E
	1.4 ltr TSI BMT	7 speed auto DSG	150	18"	127*	D	N/A	127*	D
	2.0 ltr TDI SCR BMT	6 speed manual	150	18"	117*	C	N/A	117*	C
	2.0 ltr TDI SCR BMT	6 speed auto DSG	150	18"	126*	D	N/A	126*	D
	2.0 ltr TDI SCR BMT	6 speed auto DSG	190	18"	123*	D	N/A	123*	D

* Fuel consumption and CO2 figures are obtained under standardised EU test conditions (Directive 93/116/EEC). This allows a direct comparison between different manufacturer models but may not represent the actual fuel consumption achieved in ‘real world’ driving conditions. More information is available on the Volkswagen website at [www.volkswagen.co.uk](#) and at [www.dft.gov.uk/vca](#). Please note: the increase in VED rate that is payable is in addition to the cost of the optional alloy wheels. Please consult your Volkswagen retailer for full details. SCR (Selective Catalytic Reduction) requires AdBlue®, please see [www.volkswagen.co.uk/technology/adblue](#) for more details. [BMT refers to BlueMotion Technology.](#)

AdBlue®

Your Volkswagen car is fitted with an advanced emissions control system, which helps your vehicle meet the latest EURO 6 exhaust gas regulations.

How does the system work?

AdBlue®, a water/urea based additive, is stored in a tank (like diesel fuel), however, unlike fuel it is not injected into the engine, but directly into a specially modified part of the vehicle’s exhaust. This begins a chemical reaction which removes the polluting oxides of nitrogen (NOx), converting them into harmless oxygen and nitrogen in a process known as Selective Catalytic Reduction, or SCR for short. SCR is only applicable to diesel engines and the more economically you drive, typically, the less AdBlue® you will use.

The size of the AdBlue® tank fitted to your car will vary depending on which Volkswagen model you have, therefore the interval between top-ups will vary. In addition, many factors such as mileage, journey type, driving style and environmental conditions can influence how much AdBlue® is consumed. A passenger car can consume approximately 1.5 litres of AdBlue® every 620 miles (1.0–1.5 litres for the Passat and Passat Estate). The chart below details the AdBlue® tank size and location.

Model (SCR derivatives only)	Tank size (Approximately)	AdBlue® tank filler location	Initial warning of low AdBlue® (2,400km/1,500 miles to go) can be expected to occur at:
New Touran	11 litres	Next to fuel filler nozzle	3,000 to 4,000 miles or sooner*

* Distances are approximate and the warning light may come on sooner depending on driving style, journey type, engine and vehicle load and environmental conditions.

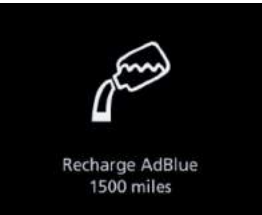
How will I know if the system needs topping-up?

A series of warnings will be given via the driver information system, accompanied by advice/messages.

The first message is displayed when the remaining range is approximately 1,500 miles, and is repeated every 62 miles until the range reaches 1,000 miles, at which point the warning turns amber. This warning is repeated every 31 miles and is accompanied by an audible tone. If these warnings are not acted upon, the warning turns red; once this happens the car will not restart once the ignition is turned off. This is not a fault, but a required feature of the system. If this stage is reached the system will need a full top-up before the car can be restarted. Further information is available in the vehicle handbook.

- Why should I use a Volkswagen Authorised repairer for top-ups?
- AdBlue® top-ups at authorised repairers are extremely competitive and charged by the litre, so you only pay for what you need
 - Authorised repairer staff are trained to handle AdBlue®
 - AdBlue® tanks need special adaptors on fillers to ensure there are no spillages
 - Volkswagen do not recommend keeping top-up bottles in cars

The top-up bottles supplied by Volkswagen have a capacity of 1.89 litres, and come complete with the adaptor nozzles that fit the Volkswagen AdBlue® tank. These are available from all Volkswagen Authorised repairers



AdBlue® warning lights.

Important information

- AdBlue® is not a fuel additive. This is why there is a separate AdBlue® tank
- If you put AdBlue® in your fuel tank by mistake, please do not start the engine, but contact a retailer for help
- Put only AdBlue® in the AdBlue® tank; do not fill the AdBlue® tank with any other liquids
- Prevent anything from contaminating AdBlue®
- If small quantities of AdBlue® come into contact with the vehicle’s paintwork, for example, wipe them off and if necessary rinse the area with water

Volkswagen service.

Exclusions and terms and conditions apply to all warranties and plans listed. For pricing and further details of Volkswagen Warranties and Service Plans, please consult your authorised Volkswagen retailer or repairer, or visit www.volkswagen.co.uk

The Volkswagen Warranty

Three-year Warranty

All Volkswagen passenger cars come with a three-year/60,000 miles warranty, which protects your car against the failure of most technical and electrical components due to manufacturing defects. This comprises a two-year manufacturer's warranty with unlimited mileage plus a further one-year/60,000 miles (whichever is soonest) Retailer Warranty¹. Should the mileage exceed 60,000 miles within the first two years, the manufacturer's two-year warranty will still be valid. Full details of the three-year warranty are available from your authorised Volkswagen retailer or repairer.

Body Protection Warranty

The internal body sections and panels of the Touran are covered against rusting through from the inside for 12 years. Naturally, the vehicle must be cared for in compliance with the manufacturer's operating instructions. Please consult your authorised Volkswagen retailer or repairer for full warranty details.

Three-year Paintwork Warranty

This latest paintwork warranty, pioneered by Volkswagen, provides you with cover on a new car. Naturally, during the warranty period the car must be cared for in compliance with the manufacturer's operating instructions. Any paintwork defects, as a result of the manufacturing process, will be rectified without charge.

Approved Accessories

A comprehensive range of accessories from alloy wheels to carpet mats is available to complement the factory-fitted option list. Volkswagen approved accessories purchased from and fitted by your authorised Volkswagen retailer at the point of vehicle sale will also benefit from the three-year vehicle warranty.

Extended Warranty

If you order the Volkswagen Extended Warranty as an option when buying your new Touran then you get the 100% Volkswagen Warranty and you can continue to enjoy comprehensive Volkswagen protection against many unforeseeable repair costs. Designed to your needs, you can purchase an extra one or two year's warranty up to a maximum of five years or 90,000 miles.

Service Intervals

Volkswagen is pleased to offer you a choice on how your Volkswagen is serviced. The appropriate selection is entirely dependent on how the car is likely to be driven and its general use. To help you identify which type of service would be most suitable, please refer to the following guide.

The Fixed Service is recommended for vehicles that will cover less than 10,000 miles in 12 months and if the vehicle is likely to be used in the following way:

- Predominantly urban driving, short journeys with frequent cold starts.
- Activities regularly producing high engine loading, e.g. frequent hill climbs, driving with vehicle fully loaded and towing.
- Uneconomical driving style using high rpms with heavy acceleration and heavy braking.

The service intervals for the Fixed Service are as follows:

- Oil change service – After 1 year or 10,000 miles (15,000km), whichever is soonest.
- Inspection service² – First after 2 years or 20,000 miles (30,000km), then every one year or 20,000 miles (30,000km), whichever is soonest.

The Flexible Service is recommended for vehicles with daily mileage of more than 25 miles where the vehicle is driven regularly mainly on longer distance journeys. The vehicle is driven mainly at a constant speed with minimum vehicle and engine loading, minimal towing and driven in an economical manner. With the Flexible Service the vehicle can cover anywhere between 10,000³ and a maximum of 20,000³ miles or 24 months (whichever is soonest) between oil changes.

The service intervals for the Flexible Service are as follows:

- Oil change service – According to flexible service interval display (after 2 years at the latest).
- Inspection service² – First after 2 years or 20,000 miles (30,000km), then every one year or 20,000 miles (30,000km), whichever is soonest.

The up! model is only available with the Fixed Service schedule. Please consult your authorised Volkswagen retailer or repairer for advice and full details.

Please note: If you purchase a Volkswagen Fixed Price Service Plan your vehicle will follow the Fixed Service schedule.

Volkswagen Insurance⁴

We want you to start enjoying your new car from day one and thanks to Volkswagen free 5 day insurance, you can. Call free on 0330 303 6930 (lines are open Monday to Friday 8am – 9pm and Saturday 9am – 5pm), provide a few details and a cover note will be sent to your retailer. They will then tax your car and you can drive it away.

Volkswagen Insurance⁵

Get three years' Volkswagen Insurance cover for free.

Another great benefit of being a Volkswagen driver. If your Volkswagen was damaged in an accident, wouldn't you want it fixed by a Volkswagen trained technician using only genuine Volkswagen parts? Insurance is Volkswagen's accident and repair cover which does exactly that. It works alongside your main comprehensive motor insurance policy no matter who you are insured with, to make sure you get the quality repair and service you would want. If you're involved in an accident or your car is stolen, just one call to us and we'll look after your claim from start to finish ensuring your Volkswagen is restored to the highest standard.

Activate your cover and benefit from:

- A guarantee that your Volkswagen will be repaired in a Volkswagen approved repairer, by Volkswagen trained technicians, using only genuine Volkswagen parts and paints.
- A dedicated Claims Manager who will manage your claim from start to finish, liaising with your insurer and the repairer so you don't have to.
- Help to recover any uninsured losses using our Legal Expenses Cover.
- Online claims tracking so you can keep up to date with the status of any claim.

Volkswagen Insurance is free to all Volkswagen customers for three years and it only takes a minute to get cover. To find out more and to activate your cover, visit volkswagen-insurance.co.uk

Volkswagen Finance⁶

Volkswagen Finance specialises in providing funding solutions for Volkswagen drivers. Whether your Volkswagen is for private or business use, you can choose from a range of funding options.

- Solutions – a Personal Contract Plan
- Hire purchase
- Lease purchase
- Finance lease
- Contract hire

With all Volkswagen Finance products you can choose a fixed-cost maintenance plan to help you budget for your servicing and maintenance costs. No matter what finance product you choose, your local Volkswagen retailer will be able to provide you with a personalised quote that could meet your budget and vehicle needs.

Fuel consumption and CO₂ Emissions

Fuel consumption and CO₂ figures are obtained under standardised EU test conditions (Directive 93/116/EEC). This allows a direct comparison between different manufacturer models but may not represent the actual fuel consumption achieved in 'real world' driving conditions. More information is available on the Volkswagen website at www.volkswagen.co.uk and at www.dft.gov.uk/vca. The weight of a vehicle will influence the level of CO₂ emissions it produces; as a result, vehicles with higher levels of specification and factory-fitted options may emit higher levels of CO₂. Choosing larger alloy wheels than those fitted as standard may result in increased fuel consumption as well as higher CO₂ emissions and subsequently an increased Vehicle Excise Duty (VED) band. BIK rates paid by company car drivers may also increase. In some instances, the recommended 'On the road' retail price paid for a vehicle may increase as a result of the increased VED rate. CO₂ is the main greenhouse gas responsible for global warming. The specifications contained in this brochure are for information purposes only and are subject to change.

AdBlue[®]

Diesel engines with SCR (Selective Catalytic Reduction) technology require AdBlue[®] which must be kept topped up. please see page 33 or visit www.volkswagen.co.uk/technology/adblue for more details.

Volkswagen Roadside Assistance

Every new car is registered for Volkswagen Roadside Assistance for one year except the Touareg which is registered for three years. This provides vehicle roadside and home recovery in the unlikely event of a breakdown in the UK and Europe (subject to conditions). Volkswagen Roadside Assistance can also be purchased for subsequent years. For full details, please contact your authorised Volkswagen retailer. Exclusions and terms and conditions apply. For pricing and further details of Volkswagen Roadside Assistance, please consult your authorised Volkswagen retailer, or visit www.volkswagen.co.uk

Tax Free Sales

For full details, please contact your authorised Volkswagen retailer.

Please note:

Some illustrations in this brochure do not necessarily reflect UK specifications and may not be available. In particular, controls and some items of equipment are positioned differently for the UK. The specifications contained in this brochure are for information purposes only and are subject to change. If you require any specific feature, you must consult your authorised Volkswagen retailer who is regularly updated with any change in specification. Please check model availability and full specification details with your authorised Volkswagen retailer prior to ordering. Note: we would like to advise you that telephone calls to Volkswagen Customer Care may be monitored and recorded as part of our training and quality assurance processes. All our monitoring and recording processes meet Ofcom regulations.

¹ All warranty work must be completed by an authorised Volkswagen retailer or repairer.

² The inspection service first at 3 years (or 40,000 miles) and then every second year (or 40,000 miles) has additional workscope.

³ The quoted mileage is based on a conversion from kilometres and is therefore unlikely to exceed circa 18,000 miles between oil changes.

⁴ Volkswagen Financial Services is a trading name of Volkswagen Financial Services (UK) Limited ('VWFS UK'). Registered in England and Wales number: 2835230. Registered Office: Brunswick Court, Yeomans Drive, Blakelands, Milton Keynes MK14 5LR. Financial and consumer credit services are provided by VWFS UK. Annual insurance credit is provided by Ageas Retail Limited. Volkswagen Motor Insurance from VWFS UK is sold and administered by Ageas Retail Limited, registered in England and Wales number: 1324965 Registered Office: Ageas House, Hampshire Corporate Park, Templars Way, Eastleigh, Hampshire SO53 3YA. VWFS UK and Ageas Retail Limited are not part of the same corporate group.

⁵ Insurance from Volkswagen Financial Services is sold and administered by Lawshield UK Limited, registered in England number: 3360532 (registered office: Lawshield House, 850 Ibis Court, Lakeside Drive, Centre Park, Warrington, Cheshire WA1 1RL) and underwritten by UK General Insurance Limited on behalf of Ageas Insurance Limited, registered in England number: 354568 (registered office: Ageas House, Tollgate, Eastleigh, Hampshire SO53 3YA).

⁶ Finance is available to 18s and over, subject to status. Terms and conditions apply. Volkswagen Finance.

The new Touran

Volkswagen Information Service. Telephone: 0800 333 666

Internet: www.volkswagen.co.uk

© Volkswagen Group United Kingdom Limited 2016.

Issue: 8 February 2016. Printed in UK.

PVVW931TOUFLY



facebook.com/VolkswagenUK



[@UKVolkswagen](https://twitter.com/UKVolkswagen)



youtube.com/UKVolkswagen